

RF EXPOSURE REPORT FOR CERTIFICATION

On Behalf of

mophie LLC

magsafe wireless stand-extendable-arm

Model Number: MAGSFE-3N1-EXT-STND

FCC ID: 2ACWB-EXTSTND




| | |
|--------------|---|
| Applicant: | mophie LLC |
| Address: | 6244 Technology Ave. Kalamazoo,MI 49009,United States of America. |
| | |
| Prepared By: | EST Technology Co., Ltd. |
| | Chilingxiang, Qishantou, Santun, Houjie, Dongguan, Guangdong, China |
| | Tel: 86-769-83081888-808 |

| | |
|-----------------|-----------------|
| Report Number: | ESTE-R2305100 |
| Date of Test: | May 09~22, 2023 |
| Date of Report: | May 24, 2023 |

TABLE OF CONTENTS

| <u>Description</u> | <u>Page</u> |
|--|-------------|
| TEST REPORT VERIFICATION..... | 3 |
| 1. SUMMARY OF TEST | 4 |
| 1.1. Summary of test result..... | 4 |
| 1.2. Test Mode..... | 4 |
| 1.3. Test Equipment List | 4 |
| 2. MAXIMUM PERMISSIBLE EXPOSURE | 5 |
| 2.1. Limit | 5 |
| 2.2. Test Setup A | 6 |
| 2.3. Test Procedure | 6 |
| 2.4. Equipment Approval Considerations | 7 |
| 2.5. Test Result for Test setup A: | 8 |
| 3. TEST SETUP PHOTO | 9 |

EST Technology Co., Ltd.

| | | | |
|--|---|--|-----------------|
| Applicant: | mophie LLC | | |
| Address: | 6244 Technology Ave. Kalamazoo, MI 49009, United States of America. | | |
| Manufacturer: | mophie LLC | | |
| Address: | 6244 Technology Ave. Kalamazoo, MI 49009, United States of America. | | |
| Factory 1: | Shenzhen Reflying Electronic Co., Ltd. | | |
| Address: | Second Floor of Building 4, Floor 201-501, Building B6, Gaoxin Industrial Park, Fuyuan First Road, Heping Community, Fuhai Street, Bao'an District, Shenzhen City | | |
| Factory 2: | RX Tech Electronic Vina Co., Ltd. | | |
| Address: | 355 Yen Phong Industrial Zone, Yen Trung Village, Yen Phong District, Bac Ninh Province. Vietnam | | |
| E.U.T: | magsafe wireless stand-extendable-arm | | |
| Model Number: | MAGSFE-3N1-EXT-STND | | |
| Power Supply: | Input: 12V=3A, 36W Output 1: AirPods/ AirPods Pro (Qi 5W), Output2: iwatch 2W Output3: Magsafe Charger 15W | | |
| Trade Name: | mophie | Serial No.: | ----- |
| Date of Receipt: | May 09, 2023 | Date of Test: | May 09~22, 2023 |
| Test Specification: | FCC CFR 47 Part 1.1307(b)&1.1310 KDB 680106 D01 RF Exposure Wireless Charging Apps v03r01 | | |
| Test Result: | <p>The device described above is tested by EST Technology Co., Ltd. The measurement results were contained in this test report and EST Technology Co., Ltd. was assumed full responsibility for the accuracy and completeness of these measurements. Also, this report shows that the EUT to be technically compliance with the FCC CFR 47 Part 1.1307(b)&1.1310 requirements. This report applies to above tested sample only and shall not be reproduced in part without written approval of EST Technology Co., Ltd.</p> | | |
| | | Date: May 24, 2023 | |
| Prepared by: | Reviewed by: | Approved by: | |
|  Ring Yang / Assistant |  Seven Wang / Engineer |  Iceman Hu / Manager | |
| Other Aspects: | None. | | |
| <i>Abbreviations: OK/P=passed fail/F=failed n.a/N=not applicable E.U.T=equipment under tested</i> | | | |
| <i>This test report is based on a single evaluation of one sample of above mentioned products ,It is not permitted to be duplicated in extracts without written approval of EST Technology Co., Ltd.</i> | | | |

1. SUMMARY OF TEST

1.1. Summary of test result

| No. | Description of Test Item | FCC Standard Section | Results |
|-----|------------------------------|-----------------------|---------|
| 1 | Maximum Permissible Exposure | Part 1.1307(b)&1.1310 | PASS |

1.2. Test Mode

| Test Item | Test Mode |
|--|--|
| Maximum Permissible Exposure | Wireless Charging with Full Load 22W(Qi:5W,Magsafe:15W,iwatch:2W) |
| Note: The worst Full Load status is recorded in the report | |

1.3. Test Equipment List

| Equipment | Manufacturer | Model No. | Serial No. | Last Cal. | Next Cal. |
|--|---------------------|--------------------|------------|------------|-----------|
| Electric and Magnetic Field Probe-Analyzer | Narda S.T.S./PMM | EHP-200A | EST-E106 | June 13,22 | 1 Year |
| Simulated load | / | / | EST-306 | N/A | N/A |
| Simulated load | / | / | EST-307 | N/A | N/A |
| iPhone 13 Pro max | APPLE | - | - | - | - |
| Air Pods | APPLE | A1938 | - | - | - |
| Watch | APPLE | Apple iwatch S7 | - | - | - |
| Test Software | Narda | EHP200-TS | Rel 1.92 | N/A | N/A |

2. MAXIMUM PERMISSIBLE EXPOSURE

2.1. Limit

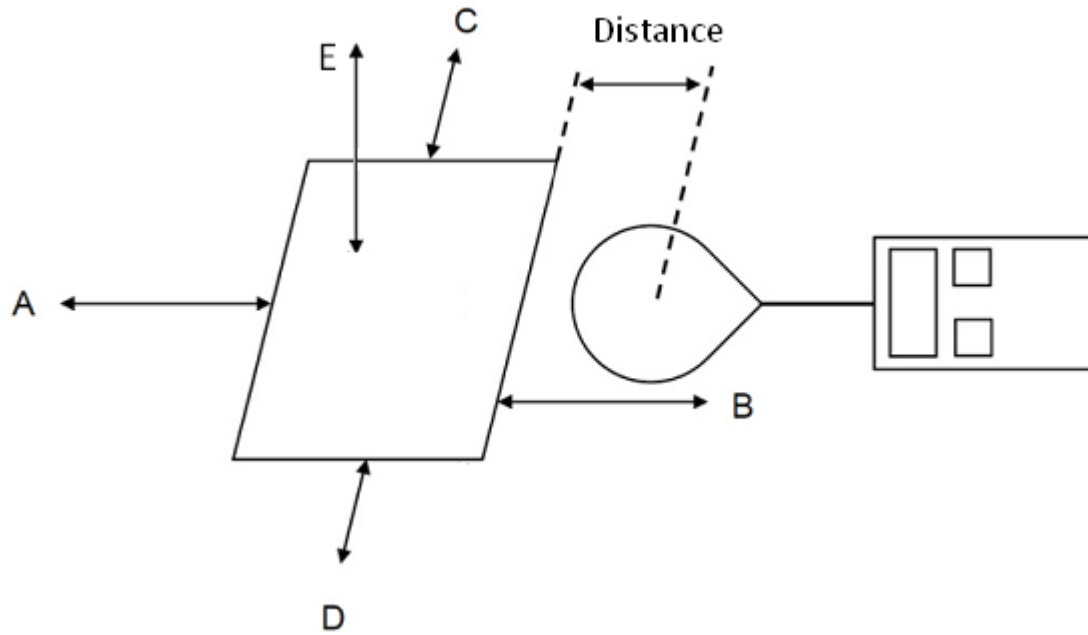
Limits for Maximum Permissible Exposure (MPE)

| Frequency range (MHz) | Electric field strength (V/m) | Magnetic field strength (A/m) | Power density (mW/cm ²) | Averaging time (minutes) |
|--|-------------------------------|-------------------------------|-------------------------------------|--------------------------|
| (A) Limits for Occupational/Controlled Exposure | | | | |
| 0.3-3.0 | 614 | 1.63 | *100 | 6 |
| 3.0-30 | 1842/f | 4.89/f | *900/f ² | 6 |
| 30-300 | 61.4 | 0.163 | 1.0 | 6 |
| 300-1,500 | | | f/300 | 6 |
| 1,500-100,000 | | | 5 | 6 |
| (B) Limits for General Population/Uncontrolled Exposure | | | | |
| 0.3-1.34 | 614 | 1.63 | *100 | 30 |
| 1.34-30 | 824/f | 2.19/f | *180/f ² | 30 |
| 30-300 | 27.5 | 0.073 | 0.2 | 30 |
| 300-1,500 | | | f/1500 | 30 |
| 1,500-100,000 | | | 1.0 | 30 |

Note:

- f = frequency in MHz * = Plane-wave equivalent power density.
- For devices designed for typical desktop applications, such as wireless charging pads, RF exposure evaluation should be conducted assuming a user separation distance of 15 cm. E and H field strength measurements or numerical modeling may be used to demonstrate compliance. Measurements should be made from all sides and the top of the primary/client pair, with the 15 cm measured from the center of the probe(s) to the edge of the device. Emissions between 100 kHz to 300 kHz should be assessed versus the limits at 300 kHz in Table 1 of Section 1.1310: 614 V/m and 1.63 A/m. A KDB inquiry is required to determine the applicable exposure limits below 100 kHz.

2.2. Test Setup A



2.3. Test Procedure

- The test was performed on 360 degree turn table in anechoic chamber.
- The probe was placed at 15 cm surrounding the device and 20 cm above the top of the charger and the geometric centre of the probe, for test setup A.
- The highest emission level was recorded and compared with limit as soon as measurement of each point; A, B, C, D, E were completed.

2.4. Equipment Approval Considerations

Inductive wireless power transfer applications with supporting field strength results and meeting all of the following requirements are not required to submit a KDB inquiry for devices approved using SDoC or a PAG for equipment approved using certification to address RF exposure compliance.


| | |
|---|---|
| 1 | Power transfer frequency is less than 1 MHz |
| | YES; the device operated in the frequency range from 110.5-360KHz. |
| 2 | Output power from each primary coil is less than or equal to 15 watts. |
| | YES; the maximum output power of the primary coil is 15W. They all add up to 22W |
| 3 | The system may consist of more than one source primary coils, charging one or more clients. If more than one primary coil is present, the coil pairs may be powered on at the same time. |
| | YES |
| 4 | Client device is placed directly in contact with the transmitter. |
| | YES; Client device is placed directly in contact with the transmitter. |
| 5 | Mobile exposure conditions only (portable exposure conditions are not covered by this exclusion). |
| | YES. |
| 6 | The aggregate H-field strengths at 15 cm surrounding the device and 20 cm above the top surface from all simultaneous transmitting coils are demonstrated to be less than 50% of the MPE limit. |
| | YES; The EUT field strength levels are 50% x MPE limits. |

2.5. Test Result for Test setup A:

| E-field strength | |
|-------------------------|------------------|
| Frequency range (KHz) | 110.5 to 360 kHz |
| Test Mode | Full Load |
| Position A(V/m) | 1.548 |
| Position B(V/m) | 1.654 |
| Position C(V/m) | 1.541 |
| Position D(V/m) | 1.124 |
| Position E(V/m) | 3.141 |
| Limits (V/m) | 614 |
| 50% Limits(V/m) | 307 |

| H-field strength | |
|-------------------------|------------------|
| Frequency range (KHz) | 110.5 to 360 kHz |
| Test Mode | Full Load |
| Position A(A/m) | 0.135 |
| Position B(A/m) | 0.159 |
| Position C(A/m) | 0.142 |
| Position D(A/m) | 0.135 |
| Position E(A/m) | 0.154 |
| Limits (A/m) | 1.630 |
| 50% Limits (A/m) | 0.815 |

3. TEST SETUP PHOTO



End of Test Report