

aTUNE

DAB+ radio with bluetooth speaker

QUICK START

Schnellstart

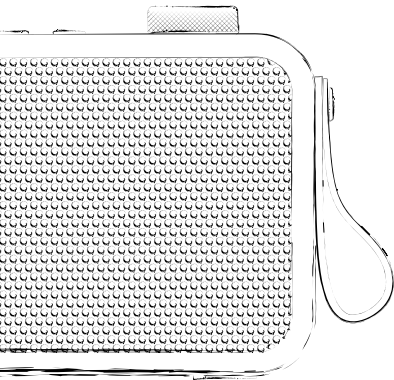
Inicio rápido

Démarrage rapide


Hurtig start

Avvio veloce

快速开始



**KREA
FUNK
EST.
2011**



KREAFUNK
kreafunk.com

Scan the QR code to find full manuals and detailed instructions
for all KREAFUNK products,
or enter this url into you web browser:
<https://kreafunk.com/customer-service/support/>

QUICK START

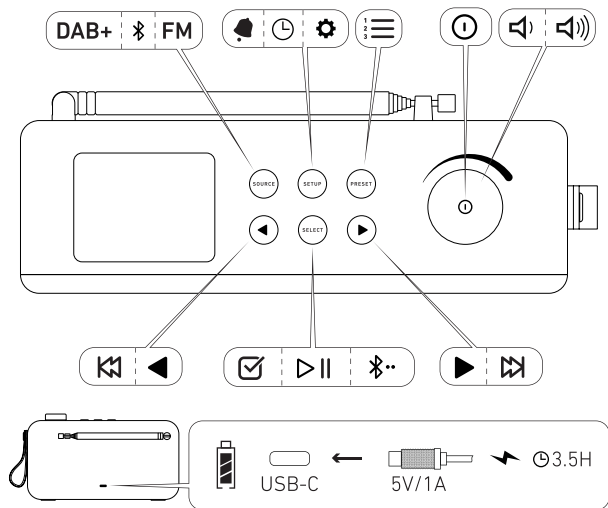
This product is in compliance with the essential requirements and other relevant provisions of Directive 2014/53/EU.

The declaration of conformity may be consulted at:
www.kreafunk.com/declaration-of-conformity/

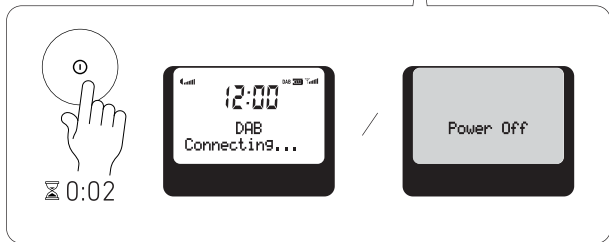
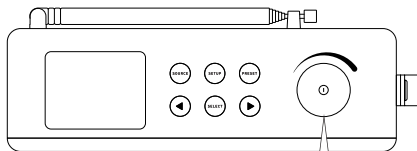


OVERVIEW / ÜBERBLICK / VISIÓN GENERAL / VUE D'ENSEMBLE /

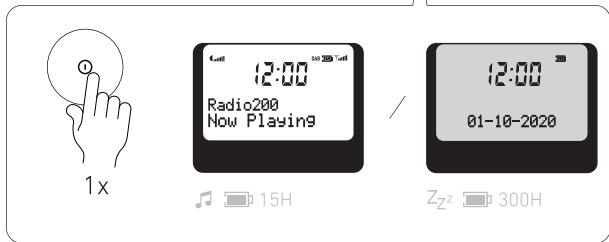
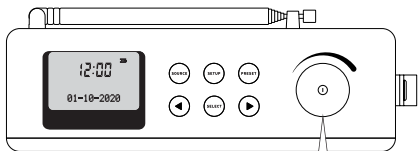
OVERSIGHT / PANORAMICA / 概观



ON/OFF/AN AUS/ENCENDIDO APAGADO/ALLUMÉ ÉTEINT/TÆND SLUK/
ACCESO SPENTO/开关

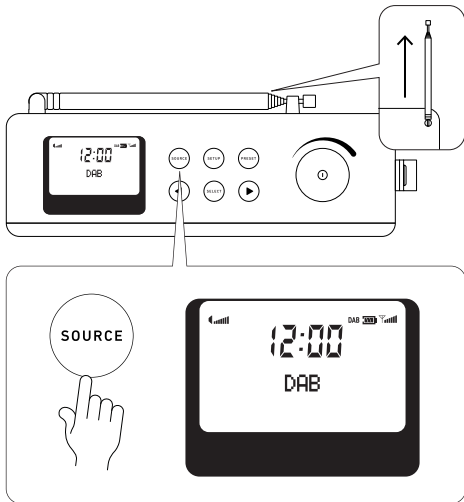


ON/STANDBY/EINSCHALTEN STANDBY/ENCENDER STANDBY/
ALLUMER VEILLE/TÆND STANDBY/ ACCENDERE STANDBY/打开 待机

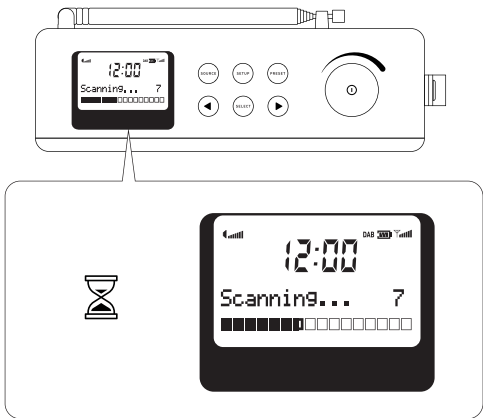


LISTEN TO DAB/HÖRE DAB/ESCUCHA A DAB/ÉCOUTER DAB/
LYT TIL DAB/ASCOLTA DAB/听DAB

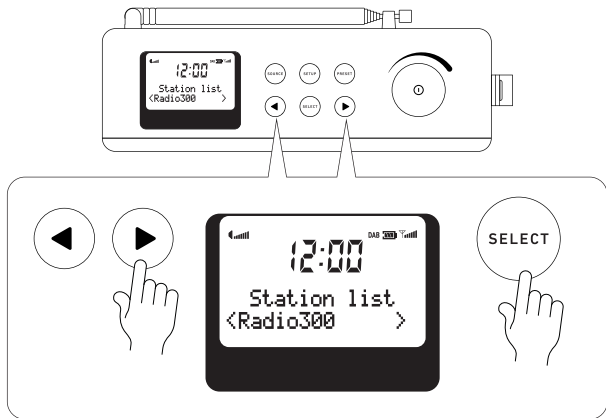
1



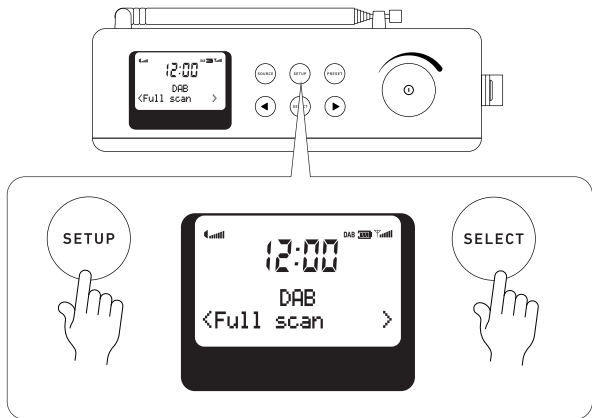
2



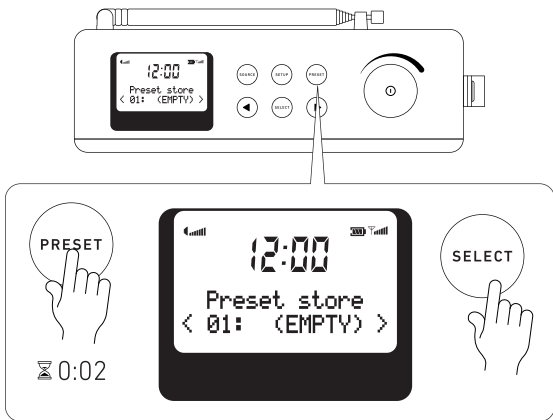
CHANGE STATION/STATION WECHSELN/CAMBIAR DE ESTACIÓN/
CHANGER DE STATION/SKIFT STATION/CAMBIARE STAZIONE/换车站



MANUAL SCAN DAB STATIONS /MANUELLE SUCHE NACH
DAB-SENDERN/ESCANEO MANUAL DE ESTACIONES DAB/STATIONS DAB À
BALAYAGE MANUEL/MANUEL SCANNING AF DAB-STATIONER/STAZIONI DAB
A SCANSIONE MANUALE/手动扫描DAB电台

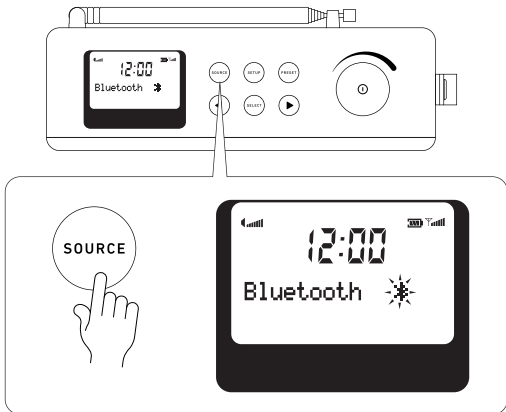


STORE PRESET/VOREINSTELLUNG SPEICHERN/TIENDA
PREESTABLECIDA/MÉMORISER LE PRÉRÉGLAGE/GEM FORUDINDSTILLING/
MEMORIZZA PRESET/存储预设

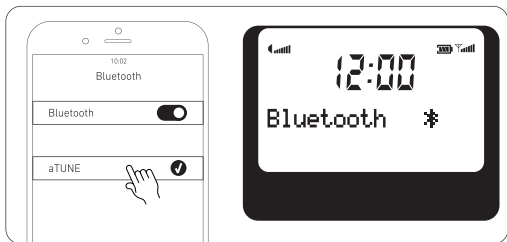
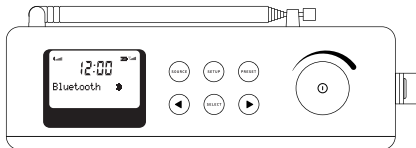


LISTEN VIA BLUETOOTH/ÜBER BLUETOOTH HÖREN/ESCUCHAR A TRAVÉS DE BLUETOOTH/ÉCOUTER VIA BLUETOOTH/LYT VIA BLUETOOTH/ASCOLTA VIA BLUETOOTH/通过蓝牙收听

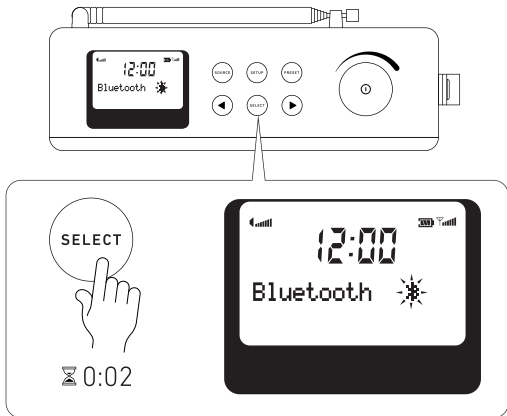
1



2

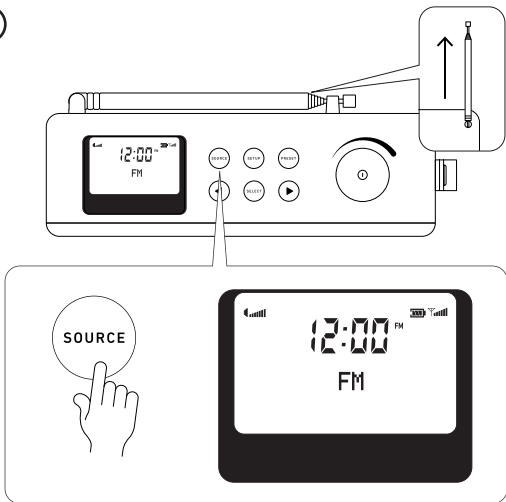


MANUAL BLUETOOTH PAIRING/MANUELLE BLUETOOTH-KOPPLUNG/EMPAREJAMIENTO MANUAL DE BLUETOOTH/COUPLAGE BLUETOOTH MANUEL/MANUEL BLUETOOTH-PARRING/ACCOPIAMENTO BLUETOOTH MANUALE/手动蓝牙配对

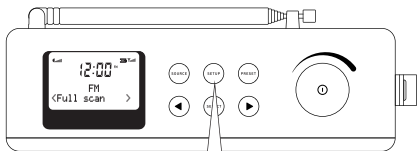


LISTEN TO FM/HÖRE FM/ESCUCHA A FM/ÉCOUTER FM/
LYT TIL FM/ASCOLTA FM/听FM

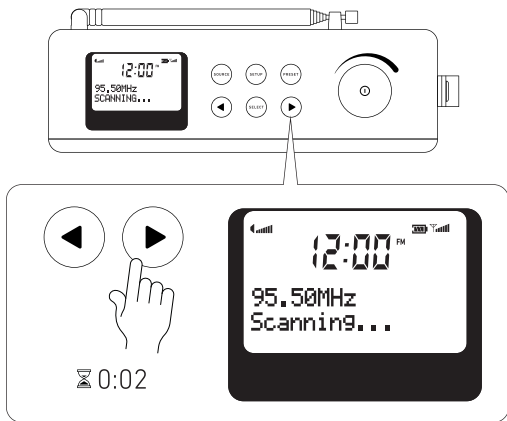
1



2

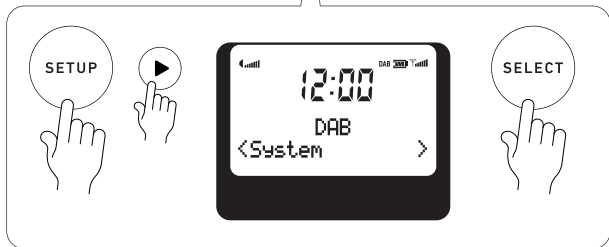
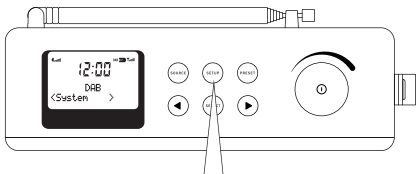


MANUAL TUNE/MANUELLE EINSTELLUNG/AJUSTE MANUAL/RÉGLAGE
MANUEL/MANUEL INDSTILLING/SINTONIZZAZIONE MANUALE/手动调整

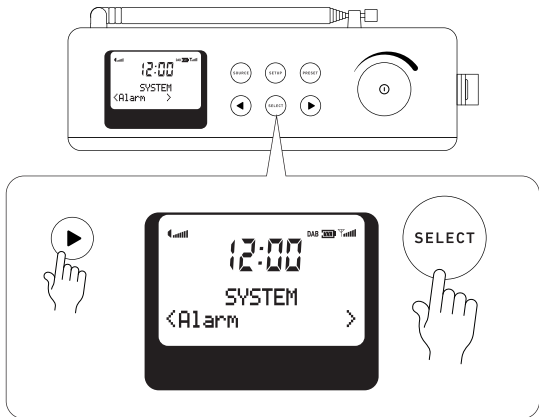


SET ALARM/WECKER STELLEN/AJUSTAR ALARMA/RÉGLER L'ALARME/
INDSTIL ALARM/IMPOSTA SVEGLIA/设定闹钟

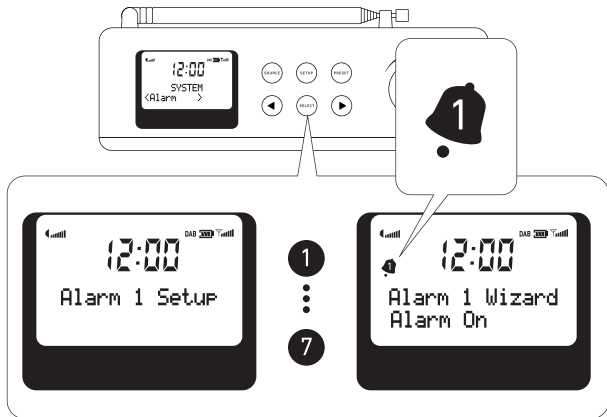
1



2



3



FCC STATEMENT

This device complies with part 15 of the FCC rules. Operation is subject to the following two conditions:

1. This device may not cause harmful interference and
2. This device must accept any interference received, including interference that may cause undesired operation.


Important:

Changes or modifications to this product not authorized could void the FCC compliance and negate your authority to operate the product.

NOTE:

This equipment has been tested and found to comply with the limits for a Class B digital device, pursuant to part 15 of the FCC Rules. These limits are designed to provide reasonable protection against harmful interference in a residential installation. This equipment generates uses and can radiate radio frequency energy and, if not installed and used in accordance with the instructions, may cause harmful interference to radio communications. However, there is no guarantee that interference will not occur in a particular installation. If this equipment does cause harmful interference to radio or television reception, which can be determined by turning the equipment off and on, the user is encouraged to try to correct the interference by one or more of the following measures:

- Reorient or relocate the receiving antenna.
- Increase the separation between the equipment and receiver.
- Connect the equipment into an outlet on a circuit different from that to which the receiver is connected.
- Consult the dealer or an experienced radio / TV technician for help.



KREAFUNK
kreatfunk.com