

## 1.0 AC powerline conducted emission



DC PSU



DC PSU




PoE PSU





PoE PSU

## 1.1 Radiated emissions 150 kHz - 30 MHz



## 1.2 Radiated emissions 30 MHz - 1 GHz





### 1.3 Radiated emissions above 1 GHz

