


Annex 4: Test setup photographs to Test Report 20-1-0101901T01a-C1-A4

Number of pages:	6	Date of Report:	2020-Dec-04
Testing company:	CETECOM GmbH Im Teelbruch 116 45219 Essen Germany Tel. + 49 (0) 20 54 / 95 19-0 Fax: + 49 (0) 20 54 / 95 19-150	Applicant:	Miele & Cie. KG
Test Object / Tested Device(s):	Wireless Communication Module, WLAN Module		
FCC ID:	2ACUWEK047	IC:	5669C-EK047
Testing has been carried out in accordance with:	Title 47 CFR, Chapter I FCC Regulations, Subchapter A §15.247 (DTS) ISED-Regulations RSS-Gen, Issue 5 RSS 247, Issue 2 Deviations, modifications or clarifications (if any) to above mentioned documents are written in each section under "Test method and limit".		

Table of Contents

1	Test setup photographs	3
---	------------------------------	---


1 Test setup photographs



Photograph 1: EUT Test Setup in the semi anechoic chamber, Radiated interference field strength




Photograph 2: EUT Test Setup in the semi anechoic chamber, Radiated interference field strength




Photograph 3: EUT Setup Magnetic Field Measurements in the Semi anechoic chamber




Photograph 4: EUT Setup Magnetic Field Measurements in the Semi anechoic chamber



Photograph 5: EUT Test Setup in the fully anechoic chamber, Radiated interference field strength



Photograph 6: EUT Test Setup in the fully anechoic chamber, Radiated interference field strength



Photograph 7: EUT Setup Conducted measurements in the Radio Lab

End Of Annex 4