


6. Photographs of the Test Setup


Photograph 1: Set-up for AC Power Line Conducted Emission of Transmitter, Front View




Photograph 2: Set-up for AC Power Line Conducted Emission of Transmitter, Rear View



Photograph 3: Set-up for Radiated Emission of Transmitter, Front View




Photograph 4: Set-up for Radiated Emission of Transmitter, Rear View




Prüfbericht - Nr.: 50073207 001
Test Report No.:

Seite 34 von 38
Page 34 of 38


Photograph 5: Set-up for Radiated Emission of Transmitter, MMW General View




Photograph 6: Set-up for Radiated Emission, EUT Configuration X-Axis



Photograph 7: Set-up for Radiated Emission, EUT Configuration Y-Axis



Photograph 8: Set-up for Radiated Emission, EUT Configuration Z-Axis



Produkte
Products

Prüfbericht - Nr.: 50073207 001
Test Report No.:

Seite 36 von 38
Page 36 of 38

Photograph 9: Fixtuer and EUT

