





6. Photographs of the Test Setup

Photograph 1: Set-up for AC Power Line Conducted Emission of Transmitter, Front View



Prüfbericht - Nr.: 50006140 001
Test Report No.:Seite 23 von 26
Page 23 of 26**Photograph 2: Set-up for AC Power Line Conducted Emission of Transmitter, Rear View****Photograph 3: Set-up for Radiated Emission of Transmitter, Front View**

Photograph 4: Set-up for Radiated Emission of Transmitter, Rear View**Photograph 5: Set-up for Radiated Emission, EUT Configuration X-Axis**

Photograph 6: Set-up for Radiated Emission, EUT Configuration Y-Axis**Photograph 7: Set-up for Radiated Emission, EUT Configuration Z-Axis**