

Annex A Photographs of the test set-up

Photo 1: conducted emission set 2




Photo 2: radiated emission 30MHz - 1GHz set 1



Photo 3: radiated emission 1GHz - 18GHz set 1



Photo 4: conducted emission set 4




Photo 5: radiated emission 30MHz - 1GHz set 3




Photo 6: radiated emission 1GHz - 18GHz set 3

