


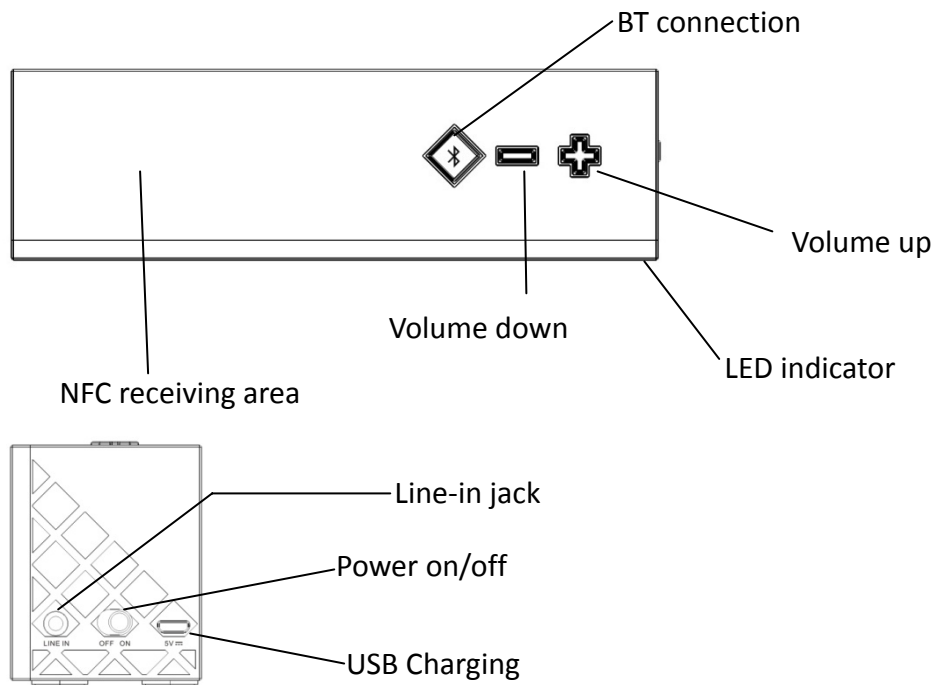
WaveCast 5 USER GUIDE



Thank you for purchasing Gotta's WaveCast 5 bluetooth speaker!
WaveCast 5 built in BT3.0+EDR with 5watts output to enjoy high quality music. The NFC function easy to connect with smart phone . Hope you will like it!!

www.gottacorp.com

Product Introduction



Product contents

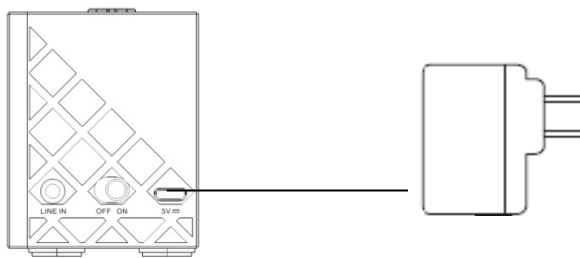
- Speaker x 1
- Micro USB to USB cable x 1
- Line in cable x 1
- User guide x 1

Specification

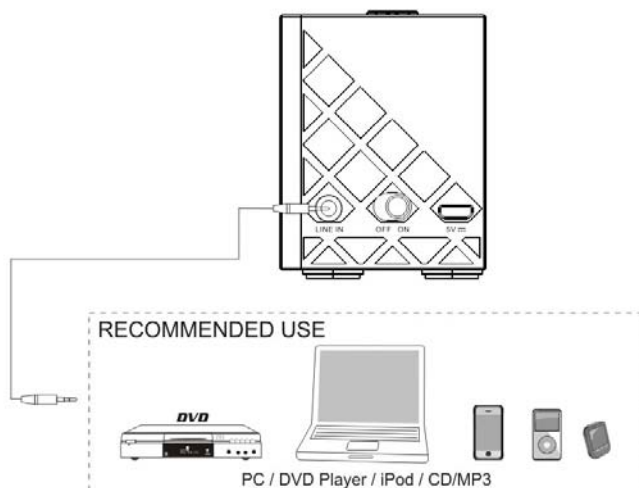
- Bluetooth type: BT3.0+EDR
- Protocol: A2DP/AVRCP/HSF
- Connection distance: 10M
- Input: 5V/0.5A~1A
- Charging time: 4Hrs
- Working Time: 10Hrs
- Battery capacity: 1500mAh
- Output: 5W RMS
- S/N Ratio: 75dB
- Frequency response: 200~18KHz
- Dimension: 49 X 165 X 60mm

How it works

Charging speaker (Red LED light until complete charging)





Wire connection



Wireless connection

1. Turn on the power, the blue LED will be flash. The speaker also alarm "Power on" voice. Then speaker into pairing mode waiting for pair automatically. The speaker will alarm "Pairing" voice.
2. Turn your device BT connection on, then searching the "WaveCast 5" on your device list
3. After find the "WaveCast 5", please connect with the speaker. After connection complete, there will have "Pairing complete" voice alarm. Then you are ready to enjoy the music from WaveCast 5.
4. The WaveCast 5 have NFC function. If your device have NFC function, you can turn on the NFC function, and close your smart phone to the " ((N)) " logo on the speaker, then the BT connection will be complete automatically. No need to turn the BT on and searching then connect.
5. Due to safety issue, the initial volume will be min every time power on. Please adjust the volume from button.
6. Once the connection complete, the speaker will connect to latest device automatically.
7. WaveCast 5 include microphone. Once you have income call, the music will pause

automatically. Then press "  " to pick up the phone call. When phone call complete, the music will play again.

8. When music play, you also can press "  " to pause/play the music.

8. When speaker connect with smartphone, the speaker battery status will show on

the screen like"



".

FCC Part 15 Section 15.21 Information to user

NOTE:

Changes or Modifications not expressly approved by the party responsible could void the user's authority to operate this device.

Section 15.105 Information to the user.

NOTE: This equipment has been tested and found to comply with the limits for a Class B digital device, pursuant to Part 15 of the FCC Rules. These limits are designed to provide reasonable protection against harmful interference in a residential installation. This equipment generates, uses and can radiate radio frequency energy and, if not installed and used in accordance with the instructions, may cause harmful interference to radio communications. However, there is no guarantee that interference will not occur in a particular installation.

If this equipment does cause harmful interference to radio or television reception, which can be determined by turning the equipment off and on, the user is encouraged to try to correct the interference by one or more of the following measures:

- Reorient or relocate the receiving antenna.
- Increase the separation between the equipment and receiver.
- Connect the equipment into an outlet on a circuit different from that to which the receiver is connected.
- Consult the dealer or an experienced radio/TV technician for help.

Note: Most standard Bluetooth device can connect with WaveCast 5 automatically.

But few some mobile phones should be connected by manually.





This symbol indicates that there are important operating & maintenance instructions in the literature accompanying this unit.



This symbol indicates that dangerous voltage constituting a risk of electric shock is present within this unit.

WARNING: To reduce the risk of fire or electrical shock, do not expose this product to rain or moisture. The product must not be exposed to dripping and splashing and no object filled with liquids- such as a vase of flowers-should be placed on the product.

CAUTION: Changes or modifications not expressly approved by the manufacturer could void the user's authority to operate this device.

CAUTION: To prevent electric shock, match wide blade of plug to wide slot, full insert.

