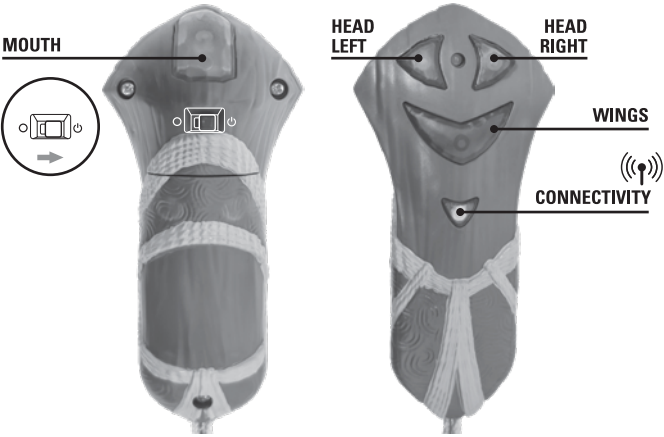
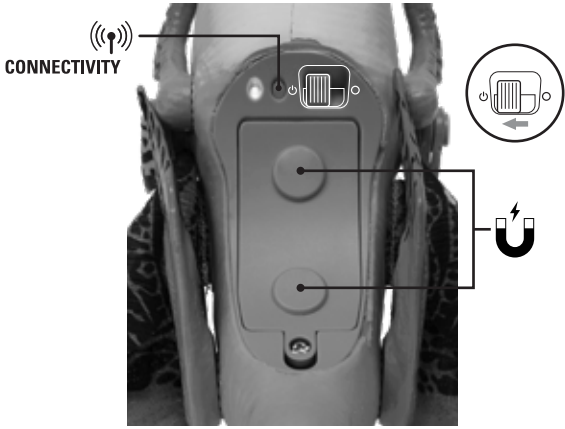


R/C MODE

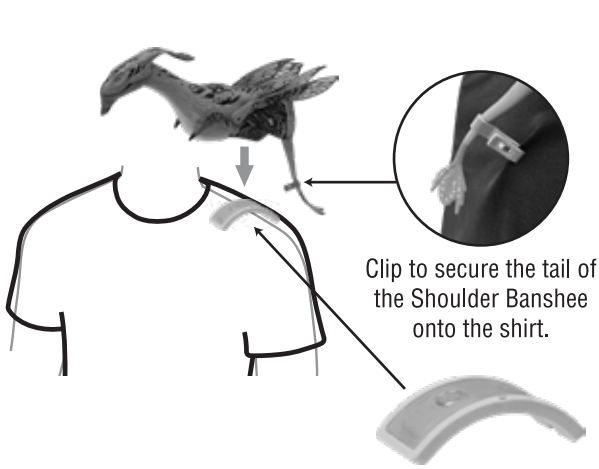
REMOTE



BANSHEE



SHOULDER PAD PLACEMENT




PAIRING INSTRUCTIONS

Slide remote switch to “ON”.  
LED on front of remote will blink slowly.  
Slide Banshee switch to “ON”.  
LED on bottom of Banshee will blink slowly.  
LED on front of remote and bottom of Banshee will turn off to indicate successful pairing. (Pairing complete)

Place shoulder connector **underneath shirt** on left or right shoulder.  
Sit Banshee on shoulder pad to secure magnetic connection.

DEFAULT POSITION




Banshee default position = neck centered, mouth closed, and wings down.

MOUTH




Press button to activate mouth movement and sounds.

LEFT



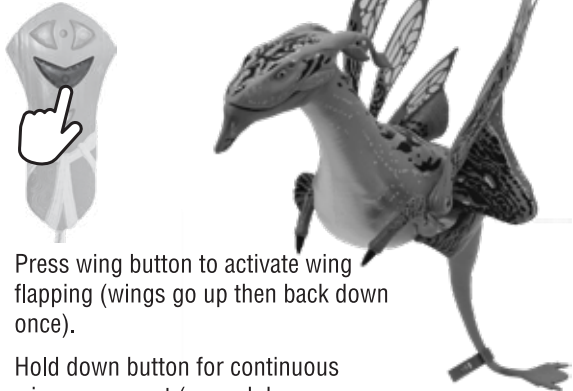
Press left button to turn head left.  
If there is no action after 5 seconds, neck will default back to center.

RIGHT



Press right button to turn head right.  
If there is no action after 5 seconds, neck will default back to center.

WINGS



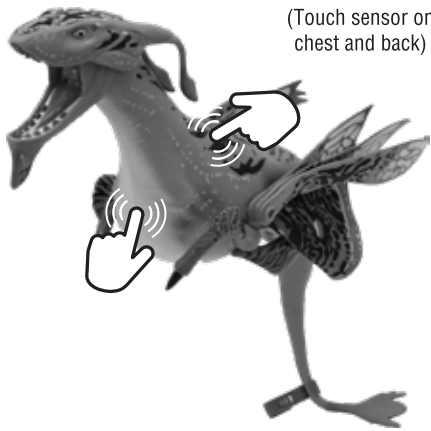
Press wing button to activate wing flapping (wings go up then back down once).  
Hold down button for continuous wing movement (up and down, up and down, up and down, etc.).  
When button is released, the wings will return to default position.



Remote will turn off after 5 minutes of no interaction.  
Slide switch “OFF” and “ON” to reactivate.

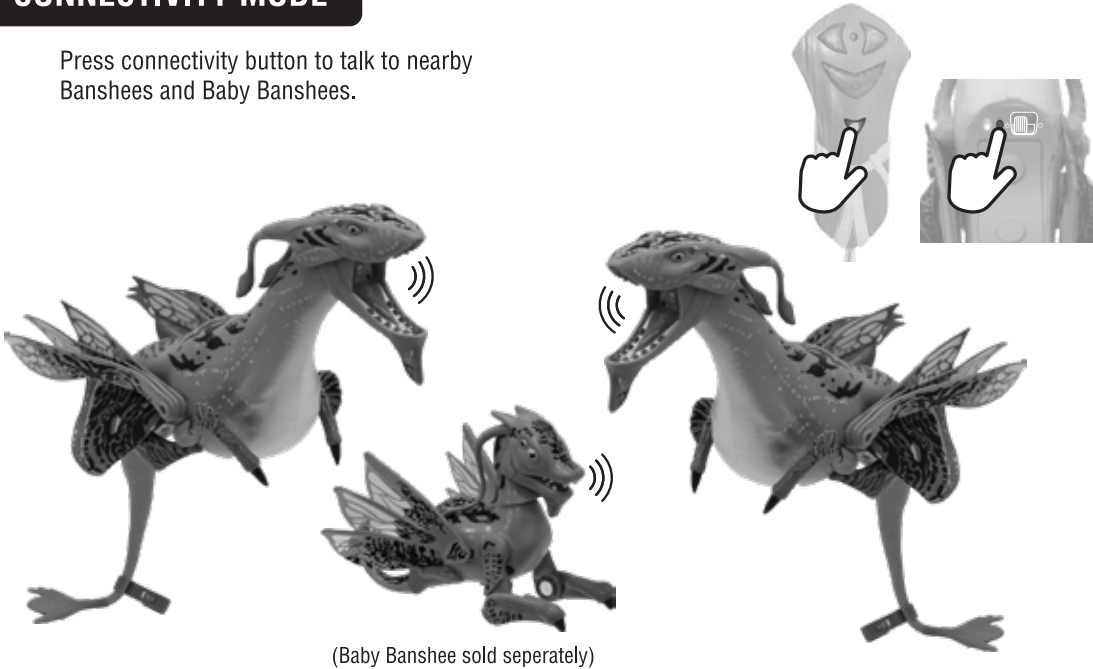
INTERACTIVE MODE

Touch sensor on the chest and back will activate random movements and sounds.  
If Banshee is left idle, then randomized movements and sounds will be activated.  
Banshee will turn off after 10 minutes of no interaction.  
Slide switch “OFF” and “ON” to reactivate.



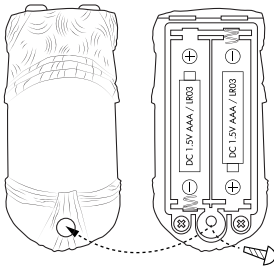
CONNECTIVITY MODE

Press connectivity button to talk to nearby Banshees and Baby Banshees.

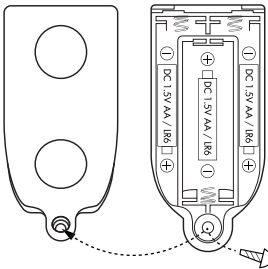


(Baby Banshee sold seperately)

REQUIRES 2 AAA 1.5V BATTERIES, INCLUDED.



REQUIRES 3 AA 1.5V BATTERIES, INCLUDED.



**BATTERY INSTRUCTIONS**  
DO NOT MIX OLD AND NEW BATTERIES.  
DO NOT MIX ALKALINE, STANDARD (CARBON ZINC), OR RECHARGEABLE (NICKEL-CADMIUM) BATTERIES.  
NON-RECHARGEABLE BATTERIES ARE NOT TO BE RECHARGED.  
THE SUPPLY TERMINALS ARE NOT TO BE SHORT CIRCUITED.  
DO NOT USE RECHARGEABLE BATTERIES.  
REMOVE BATTERIES WHEN NOT IN USE OR DISCHARGED.

**BATTERY REPLACEMENT**  
1. REMOVE THE SCREW TO ACCESS THE BATTERY COMPARTMENT  
2. OPEN BATTERY COMPARTMENT. EXHAUSTED BATTERIES TO BE REMOVED.  
3. NEW BATTERIES ARE TO BE INSERTED WITH CORRECT POLARITY.  
4. REPLACE THE BATTERY DOOR AND SECURE WITH SCREW.



**THIS DEVICE COMPLIES WITH PART 15 OF THE FCC RULES. OPERATION IS SUBJECT TO THE FOLLOWING TWO CONDITIONS:**  
(1) THIS DEVICE MAY NOT CAUSE HARMFUL INTERFERENCE, AND  
(2) THIS DEVICE MUST ACCEPT ANY INTERFERENCE RECEIVED, INCLUDING INTERFERENCE THAT MAY CAUSE UNDESIRABLE OPERATION.  
**CAUTION:** CHANGES OR MODIFICATIONS NOT EXPRESSLY APPROVED BY THE PARTY RESPONSIBLE FOR COMPLIANCE COULD VOID THE USER'S AUTHORITY TO OPERATE THE EQUIPMENT.  
**NOTE:** THIS EQUIPMENT HAS BEEN TESTED AND FOUND TO COMPLY WITH THE LIMITS FOR A CLASS B DIGITAL DEVICE, PURSUANT TO PART 15 OF THE FCC RULES.  
THESE LIMITS ARE DESIGNED TO PROVIDE REASONABLE PROTECTION AGAINST HARMFUL INTERFERENCE IN A RESIDENTIAL INSTALLATION. THIS EQUIPMENT GENERATES, USES AND CAN RADIATE RADIO FREQUENCY ENERGY AND, IF NOT INSTALLED AND USED IN ACCORDANCE WITH THE INSTRUCTIONS, MAY CAUSE HARMFUL INTERFERENCE TO RADIO COMMUNICATIONS. HOWEVER, THERE IS NO GUARANTEE THAT INTERFERENCE WILL NOT OCCUR IN A PARTICULAR INSTALLATION. IF THIS EQUIPMENT DOES CAUSE HARMFUL INTERFERENCE TO RADIO OR TELEVISION RECEPTION, WHICH CAN BE DETERMINED BY TURNING THE EQUIPMENT OFF AND ON, THE USER IS ENCOURAGED TO TRY TO CORRECT THE INTERFERENCE BY ONE OR MORE OF THE FOLLOWING MEASURES:  
REORIENT OR RELOCATE THE RECEIVING ANTENNA.  
INCREASE THE SEPARATION BETWEEN THE EQUIPMENT AND RECEIVER.  
CONNECT THE EQUIPMENT INTO AN OUTLET ON A CIRCUIT DIFFERENT FROM THAT TO WHICH THE RECEIVER IS CONNECTED.  
CONSULT THE DEALER OR AN EXPERIENCED RADIO/TV TECHNICIAN FOR HELP.  
DISNEY HEREBY DECLARES THAT THIS RC CAR IS IN COMPLIANCE WITH THE ESSENTIAL REQUIREMENTS AND OTHER RELEVANT PROVISIONS OF DIRECTIVE 1999/5/EC.  
THE DEVICE HAS BEEN EVALUATED TO MEET GENERAL RF EXPOSURE REQUIREMENT. THE DEVICE CAN BE USED IN PORTABLE EXPOSURE CONDITION WITHOUT RESTRICTION.



WARNING:

CHOKING HAZARD - Small parts.  
Not for children under 3 years.

DISTRIBUTED BY:  
DISNEY THEME PARK MERCHANDISE  
LAKE BUENA VISTA, FL 32830  
WWW.DISNEY.COM  
© DISNEY

DISNEY ELEMENTS: © DISNEY  
© 2024 20TH CENTURY STUDIOS.  
JAMES CAMERON'S AVATAR IS A  
TRADEMARK OF 20TH CENTURY STUDIOS.  
ALL RIGHTS RESERVED.

MADE IN CHINA