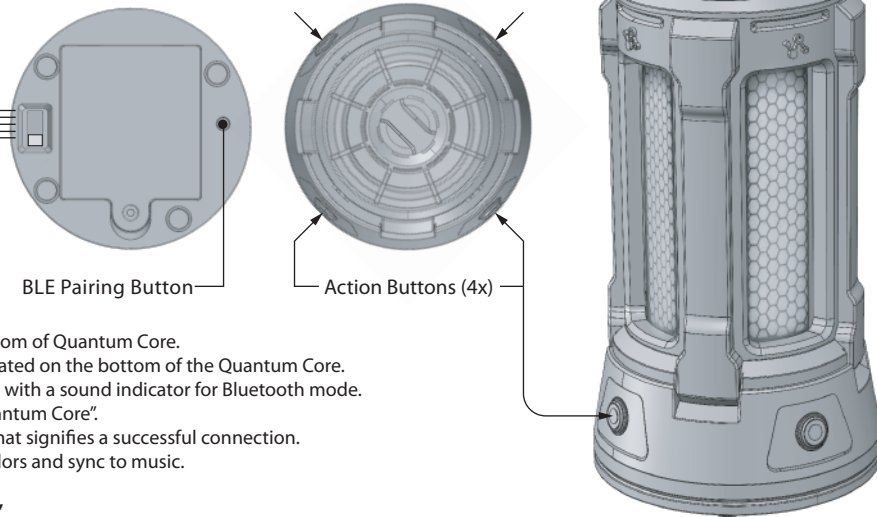


# QUANTUM CORE

INTERACTIVE GAME AND BLUETOOTH® SPEAKER  
JEU INTERACTIF ET ENCEINTE BLUETOOTH®  
JUEGO INTERACTIVO Y ALTAVOZ CON BLUETOOTH®

## 5 MODES

- O = OFF
- III = Roulette
- II = Ticking Timer
- I = Pattern Match
- Bluetooth Speaker



Bluetooth Speaker

BLE Pairing Button

Action Buttons (4x)

- Slide switch to “O” location on bottom of Quantum Core.
- Hold down pairing button once located on the bottom of the Quantum Core.
- Indicator LED has a rolling rainbow with a sound indicator for Bluetooth mode.
- BLE indicator name should be “Quantum Core”.
- Once connected there is a sound that signifies a successful connection.
- Once music starts, LEDs change colors and sync to music.

### I = Mode 1 “Pattern Match Game”

- Slide switch to “I” location on bottom of Quantum Core to activate “Pattern Match Game”. The object of this game is to press the action buttons following the pattern/sequence that the light panels light up. This can be single or multi-player.
- Press any of the 4 action buttons to start the game (see above image showing location of action buttons).
- Each panel will have a designated color as it lights up (i.e. one panel will light up green color, a different panel will light up blue color, etc.).
- The first panel will light up for 1 second, play a sound and then turn off. The player has up to 3 seconds to press the action button matching to the light panel that was just illuminated. One of the two below actions will occur:
  - If the player presses the WRONG action button within 3 seconds OR if the action button is not pressed within 3 seconds, all 4 sides will flash red signifying the wrong button/sequence was pressed/matched, and the game is over.
  - If the player presses the CORRECT action button within 3 seconds, the light panel will light up and sounds will play indicating a successful pairing. The same light panel will then light up again, followed by a new different randomized panel with a different light color and different sound. The player has up to 3 seconds to press the action button sequence matching to the light panels and sounds that just illuminated. The light sequence will continue to get longer until the player does not repeat the light pattern sequence correctly. Once the player makes an incorrect choice, all 4 sides will flash red signifying the wrong button/sequence was pressed/matched, and the game is over.
- The light panels will all change to solid green color and all 4 action buttons will start to blink in a circular pattern. Player must press one of the action buttons to start a new game. If no activity is detected after 5 minutes, sleep timer will activate, and Quantum Core will turn off.

INSTRUCTIONS • ANVISNINGER • TALİMATLAR • GEBRUIKSAANWIJZING • INSTRUCTIONS  
INSTRUCCIONES • INSTRUZIONI • ANVISNINGER • INSTRUÇÕES • ANLEITUNG • INSTRUKSJONER • OHEET

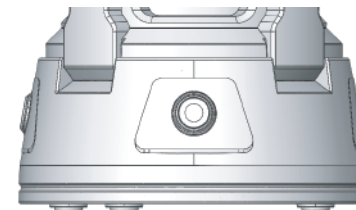
8+

### II = Mode 2 “Ticking Timer”

- Slide switch to “II” location on bottom of Quantum Core to activate “Ticking Timer” game. The objective of this game is to pass around from one player to another without being the last player left holding the Quantum Core to the end!
- The light panels will all illuminate in solid red color and all 4 action buttons will start to blink in a circular pattern.
- Press any of the 4 action buttons to start the game.
- A ticking timer sound will start to play and light panels will start a color changing light effect (chasing up and down, changing from green to yellow to red color). An internal timer will start a countdown (timer is randomized, anywhere from 20 to 40 seconds).
- Players take turns carefully passing around the Quantum Core to all players.
- Once the internal timer runs out, the light panels will respond with flashing red lights and sounds indicating time is up and the game is over.
- If no activity is detected after 5 minutes, sleep timer will activate, and Quantum Core will turn off.

### III = Mode 3 “Roulette”

- Slide switch to “III” location on bottom of Quantum Core to activate “Roulette” game. The objective of this game is to not choose the explosive panel!
- Device will start to pulse in a dim blue color and all 4 action buttons will start to blink in unison.
- Player has the choice to press any of the 4 action buttons to play the game.
- If player presses a correct button, the light panels will all flash in green color. The light panels will then revert back to pulsing blue color.
- The light panels will progressively pulse faster and faster the more button presses players get correct in a row.
- If a player presses the wrong button, all light panels will change to flashing red and orange colors signifying the last player has chosen the wrong button, and game is now over.
- After 5 seconds pass, the light panels will revert back to pulsing blue color signify the game has reset and a new game has started.
- If no activity is detected after 5 minutes, sleep timer will activate, and Quantum Core will turn off.



5 Minutes

THIS DEVICE COMPLIES WITH PART 15 OF THE FCC RULES. OPERATION IS SUBJECT TO THE FOLLOWING TWO CONDITIONS: (1) THIS DEVICE MAY NOT CAUSE HARMFUL INTERFERENCE, AND (2) THIS DEVICE MUST ACCEPT ANY INTERFERENCE RECEIVED, INCLUDING INTERFERENCE THAT MAY CAUSE UNDESIRABLE OPERATION.

CAUTION: CHANGES OR MODIFICATIONS NOT EXPRESSLY APPROVED BY THE PARTY RESPONSIBLE FOR COMPLIANCE COULD VOID THE USER'S AUTHORITY TO OPERATE THE EQUIPMENT.  
NOTE: THIS EQUIPMENT HAS BEEN TESTED AND FOUND TO COMPLY WITH THE LIMITS FOR A CLASS B DIGITAL DEVICE, PURSUANT TO PART 15 OF THE FCC RULES. THESE LIMITS ARE DESIGNED TO PROVIDE REASONABLE PROTECTION AGAINST HARMFUL INTERFERENCE IN A RESIDENTIAL INSTALLATION. THIS EQUIPMENT GENERATES, USES AND CAN RADIATE RADIO FREQUENCY ENERGY AND, IF NOT INSTALLED AND USED IN ACCORDANCE WITH THE INSTRUCTIONS, MAY CAUSE HARMFUL INTERFERENCE TO RADIO COMMUNICATIONS. HOWEVER, THERE IS NO GUARANTEE THAT INTERFERENCE WILL NOT OCCUR IN A PARTICULAR INSTALLATION. IF THIS EQUIPMENT DOES CAUSE HARMFUL INTERFERENCE TO RADIO OR TELEVISION RECEPTION, WHICH CAN BE DETERMINED BY TURNING THE EQUIPMENT OFF AND ON, THE USER IS ENCOURAGED TO TRY TO CORRECT THE INTERFERENCE BY ONE OR MORE OF THE FOLLOWING MEASURES:

- REORIENT OR RELOCATE THE RECEIVING ANTENNA.
- INCREASE THE SEPARATION BETWEEN THE EQUIPMENT AND RECEIVER.
- CONNECT THE EQUIPMENT INTO AN OUTLET ON A CIRCUIT DIFFERENT FROM THAT TO WHICH THE RECEIVER IS CONNECTED.
- CONSULT THE DEALER OR AN EXPERIENCED RADIO/TV TECHNICIAN FOR HELP.

The device has been evaluated to meet general RF exposure requirement

CET APPAREIL EST CONFORME À LA PARTIE 15 DU RÈGLEMENT DE LA FCC. SON FONCTIONNEMENT EST SOUMIS AUX DEUX CONDITIONS SUIVANTES : 1) CET APPAREIL NE DOIT PAS CAUSER D'INTERFÉRENCES NUISIBLES ; ET 2) CET APPAREIL DOIT ACCEPTER TOUTE AUTRE INTERFÉRENCE REÇUE, Y COMPRIS LES INTERFÉRENCES POUVANT ENTRAÎNER UN FONCTIONNEMENT INDÉSIRABLE. AVERTISSEMENT : LES CHANGEMENTS OU MODIFICATIONS NON EXPRESSÉMENT APPROUVÉS PAR LA PARTIE RESPONSABLE DE LA CONFORMITÉ SONT SUSCEPTIBLES D'ENTRAÎNER LA RÉVOCATION DE L'AUTORISATION D'UTILISATION DE L'ÉQUIPEMENT.

REMARQUE : CET ÉQUIPEMENT A ÉTÉ TESTÉ ET DÉCLARÉ CONFORME AUX LIMITES POUR APPAREILS NUMÉRIQUES DE CLASSE B EN VERTU DE LA SECTION 15 DU RÈGLEMENT DE LA FCC. CES LIMITES SONT DESTINÉES À ASSURER UNE PROTECTION RAISONNABLE CONTRE LES INTERFÉRENCES NUISIBLES DANS UNE INSTALLATION RÉSIDENNELLE. CET ÉQUIPEMENT PRODUIT, UTILISE ET PEUT ÉMETTRE DE L'ÉNERGIE RADIOÉLECTRIQUE ET, S'IL N'EST PAS INSTALLÉ ET UTILISÉ CONFORMÉMENT AUX PRÉSENTES INSTRUCTIONS, PEUT CAUSER DES INTERFÉRENCES NUISIBLES AUX COMMUNICATIONS RADIO. TOUTEFOIS, RIEN NE GARANTIT QU'AUCUNE INTERFÉRENCE NE SE PRODUIRA DANS UNE INSTALLATION PARTICULIÈRE. EN CAS D'INTERFÉRENCES AVEC LA RÉCEPTION RADIOPHONIQUE OU TÉLÉVISUELLE, LESQUELLES PEUVENT ÊTRE VÉRIFIÉES EN METTANT L'ÉQUIPEMENT HORS TENSION PUIS SOUS TENSION, L'UTILISATEUR PEUT TENTER DE RÉSOUDRE LE PROBLÈME DE L'UNE DES FAÇONS SUIVANTES :

- RÉORIENTEZ OU REPOSITIONNEZ L'ANTENNE DE RÉCEPTION.
- AUGMENTEZ LA DISTANCE SÉPARANT L'ÉQUIPEMENT DU RÉCEPTEUR.
- BRANCHEZ L'ÉQUIPEMENT SUR UN CIRCUIT ÉLECTRIQUE DIFFÉRENT DE CELUI SUR LEQUEL LE RÉCEPTEUR EST CONNECTÉ.
- CONTACTEZ VOTRE REVENDEUR OU UN TECHNICIEN RADIO/TV QUALIFIÉ POUR OBTENIR DE L'AIDE.

HEREBY, INTERNATIONAL TOY, INC. DECLARES THAT THE RADIO EQUIPMENT TYPE RADIO-CONTROLLED TOY IS IN COMPLIANCE WITH DIRECTIVE 2014/53/EU. THE FULL TEXT OF THE EU DECLARATION OF CONFORMITY IS AVAILABLE AT THE FOLLOWING INTERNET ADDRESS:

IL FABBRICANTE, INTERNATIONAL TOY, INC., DICHIARA CHE IL TIPO DI APPARECCHIATURA RADIO GIOCATTOLI RADIOCOMANDATO È CONFORME ALLA DIRETTIVA 2014/53/UE. IL TESTO COMPLETO DELLA DICHIARAZIONE DI CONFORMITÀ UE È DISPONIBILE AL SEGUENTE INDIRIZZO INTERNET:

POR LA PRESENTE, INTERNATIONAL TOY, INC. DECLARA QUE EL TIPO DE EQUIPO RADIOELÉCTRICO JUGUETE TELEDIRIGIDO ES CONFORME A LA DIRECTIVA 2014/53/UE. EL TEXTO COMPLETO DE LA DECLARACIÓN UE DE CONFORMIDAD ESTÁ DISPONIBLE EN LA DIRECCIÓN INTERNET SIGUIENTE:

LE SOUSSIGNÉ, INTERNATIONAL TOY, INC. DÉCLARE QUE L'ÉQUIPEMENT RADIOÉLECTRIQUE DU JEU JOUET CONTRÔLÉ PAR RADIO EST CONFORME À LA DIRECTIVE 2014/53/UE. LE TEXTE COMPLET DE LA DÉCLARATION UE DE CONFORMITÉ EST DISPONIBLE À L'ADRESSE INTERNET SUIVANTE:

O(A) ABAIXO ASSINADO(A) INTERNATIONAL TOY, INC. DECLARA QUE O PRESENTE TIPO DE EQUIPAMENTO DE RÁDIO BRINQUEDO RADIOCONTROLADO ESTÁ EM CONFORMIDADE COM A DIRETIVA 2014/53/UE. O TEXTO INTEGRAL DA DECLARAÇÃO DE CONFORMIDADE ESTÁ DISPONÍVEL NO SEGUINTE ENDEREÇO DE INTERNET:

HIERBIJ VERKLAAR IK, INTERNATIONAL TOY, INC., DAT HET TYPE RADIOAPPARATUUR RADIOGRAFISCH BESTUURD SPEELGOED CONFORM IS MET RICHTLIJN 2014/53/UE. DE VOLLEDIGE TEKST VAN DE EU-CONFORMITEITSVERKLARING KAN WORDEN GERAADPLEEGD OP HET VOLGENDE INTERNETADRES:

HIERMIT ERKLÄRT INTERNATIONAL TOY, INC., DASS DER FUNKANLAGENTYP FERNGESTEUERTES SPIELZEUG DER RICHTLINIE 2014/53/UE ENTSPRICHT. DER VOLLSTÄNDIGE TEXT DER EU-KONFORMITÄTSERKLÄRUNG IST UNTER DER FOLGENDEN INTERNETADRESSE VERFÜGBAR:

HERMED ERKLÆRER INTERNATIONAL TOY, INC., AT RADIOUDSTYRTYPEN RADIOSTYRET LEGETØJ ER I OVERENSSTEMMELSE MED DIREKTIV 2014/53/UE. EU-OVERENSSTEMMELSESERKLÆRINGENS FULDE TEKST KAN FINDES PÅ FØLGENDE INTERNETADRESSE: 22.5.2014 L 153/104 DEN EUROPÆISKE UNIONS TIDENDE DA

INTERNATIONAL TOY, INC. UZAKTAN KUMANDALI OYUNCAK TELSİZ EKİPMANI TIPINİN DIREKTİFİ 2014/53/AB İLE UYUMLU OLDUĞUNU BEYAN EDER. AB UYUM BEYANININ TAM METNİ ŞU İNTERNET ADRESİNDE BULUNABİLİR:

HÄRMED FÖRSÄKRAR INTERNATIONAL TOY, INC. ATT DENNA TYP AV RADIOUTRUSTNING RADIOSTYRD LEKSÅK ÖVERENSSTÄMMER MED DIREKTIV 2014/53/UE. DEN FULLSTÄNDIGA TEXTEN TILL EU-FÖRSÄKRAN OM ÖVERENSSTÄMMELSE FINNS PÅ FÖLJANDE WEBBADRESS:

HERVED ERKLÆRER INTERNATIONAL TOY, INC. AT TYPEN RADIOUTSTYR RADIOSTYRT LEKETØY ER I SAMSVAR MED DIREKTIV 2014/53/UE. HELE TEKSTEN TIL EU-SAMSVARERKLÆRINGEN ER TILGJENGELIG PÅ FØLGENDE INTERNETT-ADRESSE:

INTERNATIONAL TOY, INC. VAKUUTTAA, ETTÄ RADIOLAITETYYPPI RADIO-OHJATTAVA LEIKKIKALU ON DIREKTIIVIN 2014/53/UE MUKAINEN. EU-VAAITIMUSTENMUKAISUUSVAKUUTUKSEN TÄYSIMITTAINEN TEKSTI ON SAATAVILLA SEURAAVASSA INTERNETOSITTEESSA:

INTERNATIONAL TOY, INC. 在此聲明·無線電設備類型 無線遙控玩具 符合歐盟指令 2014/53/EU·請在以下網際網路地址查詢歐盟符合性聲明全文:

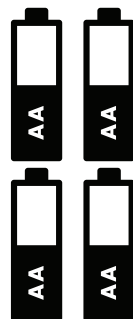
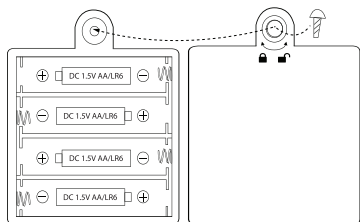
INTERNATIONAL TOY, INC. は、本無線機器の型式ラジコンおもちゃが指令2014/53/EUに適合していることをここに宣言します。EU適合宣言書の全文は、以下のインターネットアドレスから入手できます。

و يمكن الاطلاع على النص الكامل لبيان المطابقة للاتحاد الأوروبي على عنوان الإنترنت التالي: <https://support.disney.com/hc/en-gb/articles/360034640231-Declarations-of-conformity>

DENGAN INI, INTERNATIONAL TOY, INC. MENYATAKAN BAHWA JENIS PERANGKAT RADIO MAINAN KONTROL RADIO SUDAH SESUAI DENGAN PEDOMAN 2014/53/UE. TEKS LENGKAP PERNYATAAN KEPATUHAN UE TERSEDIA DI ALAMAT INTERNET BERIKUT:

在此聲明·無線電設備類型 無線遙控玩具 符合歐盟指令 2014/53/EU สามารถอ่านข้อความประกาศความสอดคล้องของสหภาพยุโรปฉบับเต็มได้ที่ที่อยู่อินเทอร์เน็ตต่อไปนี้:

<https://support.disney.com/hc/en-gb/articles/360034640231-Declarations-of-conformity>



REQUIRES 4 AA 1.5V BATTERIES, INCLUDED.  
SONO NECESSARIE 4 AA 1.5V BATTERIE, INCLUSE.  
NECESITA 4 AA PILAS AA 1.5V, INCLUIDAS.  
FONCTIONNE AVEC 4 PILES AA 1.5V, INCLUSES  
REQUER 4 PILHAS AA DE 1.5V, INCLUIDAS.  
VEREIST 4 AA 1.5V BATTERIEN, INBEGREPEN.  
BENÖTIGT 4 AA 1.5V BATTERIEN, SIND ENTHALTEN.  
KRÄVER 4 AA 1.5V BATTERIER, INKLUDERET.  
4 AA 1.5V PIL GEREKTIRIR, BIRLIKTE VERILMİSTİR.  
KRÄVER 4 AA 1.5V BATTERIER, INKLUDERADE.  
KREVER 4 AA 1.5V BATTERIER, INKLUDERT.  
VAATII 4 AA 1.5V PARISTOA, SISÄLTYY PAKKAUKSEEN.  
需要4 AA 1.5V 電池,已包含。  
電池4 AA 1.5V 使用,同梱。  
مواصفات البطاريات 4 مضمّنة، 1.5V AA 4  
MEMBUTUHKAN 4 AA 1.5V BATERAI, TERMASUK.  
ต้องใช้นแบตเตอรี่ 4 AA 1.5V ก่อน ซึ่งมีมาให้

**WARNING:**  
CHOKING HAZARD - Small parts.  
Not for children under 3 years.

WARNING! CHOKING HAZARD – SMALL PARTS. NOT SUITABLE FOR CHILDREN UNDER 3 YEARS.  
ATTENZIONE! RISCHIO DI SOFFOCAMENTO – PRESENZA DI PICCOLE PARTI. NON ADATTO PER BAMBINI DI ETÀ INFERIORE A 3 ANNI.  
¡ADVERTENCIA! PELIGRO DE ATRAGANTAMIENTO – PIEZAS PEQUEÑAS. NO ES ADECUADO PARA NIÑOS MENORES DE 3 AÑOS.  
ATTENTION! DANGER D'ÉTOUFFEMENT – PETITS ÉLÉMENTS. NE CONVIENT PAS AUX ENFANTS DE MOINS DE 3 ANS.  
CUIDADO! PERIGO DE ENGASGAMENTO – PEÇAS PEQUENAS. NÃO ADEQUADO PARA CRIANÇAS COM MENOS DE 3 ANOS.  
WAARSCHUWING! VERSTIKKINGSGEVAAR – KLEINE ONDERDELEN. NIET GESCHIK VOOR KINDEREN ONDER DE 3 JAAR.  
ACHTUNG! ERSTICKUNGSGEFAHR – KLEINTEILE. NICHT GEEIGNET FÜR KINDER UNTER 3 JAHREN.  
ADVARSSEL! RISKIO FOR KVÆLNING PGA. SMÅDEL. UEGNET TIL BØRN UNDER 3 ÅR.  
UYARI! BOĞULMA TEHLİKESİ – KÜÇÜK PARÇALAR. 3 YAŞ ALTINDAKİ ÇOCUKLAR İÇİN UYGUN DEĞİLDİR.  
VARNING! KÄVNINGSRISK – SMÅDELAR. LÅMPAR SIG INTE FÖR BARN UNDER 3 ÅR.  
ADVARSSEL! KVELNINGSFARE – SMÅ DELER. IKKE EGNET FOR BARN UNDER 3 ÅR.  
VAROITUS! TUKEHTUMISVAARA – PIENIÄ OSIA. EI SOVELLU ALLE 3-VUOTIAILLE LAPSIILLE.  
คำเตือน! ไม่เหมาะสำหรับเด็กอายุต่ำกว่า 3 ปี เพราะอาจเป็นอันตราย

**警告!** 窒息危險 - 不適合三歲以下兒童 - 小零件。  
警告: 小部品 - 誤飲による窒息。3 歳未満のお子様にはお使いいただけません。  
تنبیه! خطر التعرض للاختناق - أجزاء صغيرة. لا تناسب الأطفال الأصغر من 3 سنوات



**MARVEL**

© MARVEL

MADE IN CHINA  
FABRIQUÉ EN CHINE  
HECHO EN CHINA

中國製  
ผลิตในประเทศไทย  
DIBUAT DI TIONGGOK  
صنع في الصين

