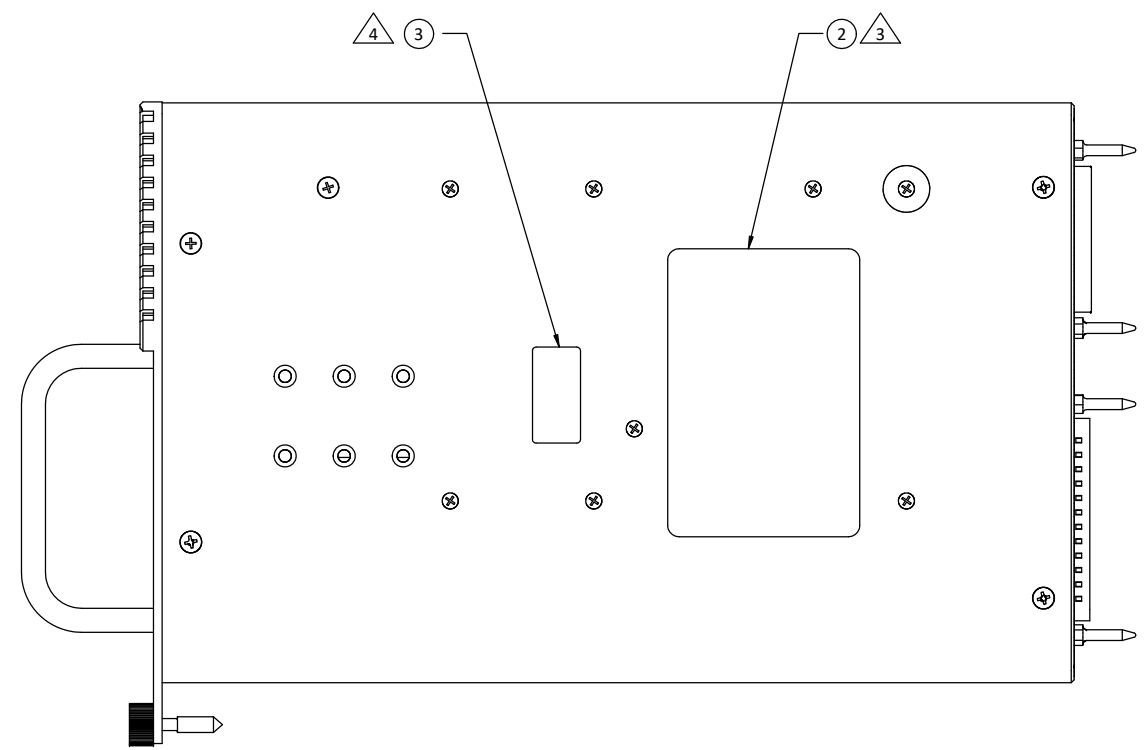
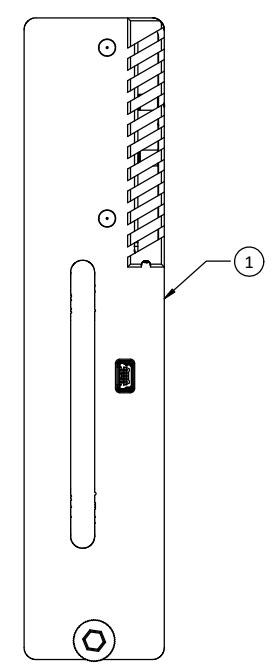


**PROPRIETARY NOTICE**  
 THIS DOCUMENT AND THE INFORMATION DISCLOSED HEREIN ARE PROPRIETARY DATA OF AVIATION COMMUNICATION & SURVEILLANCE SYSTEMS, LLC. NEITHER THIS DOCUMENT NOR THE INFORMATION CONTAINED HEREIN SHALL BE REPRODUCED, USED, OR DISCLOSED TO OTHERS WITHOUT THE WRITTEN AUTHORIZATION OF AVIATION COMMUNICATION & SURVEILLANCE SYSTEMS, LLC.

**NOTICE**  
 FREEDOM OF INFORMATION ACT (5 USC 552) AND DISCLOSURE OF CONFIDENTIAL INFORMATION GENERALLY (18 USC 1905) THIS DOCUMENT IS BEING FURNISHED IN CONFIDENCE BY AVIATION COMMUNICATION & SURVEILLANCE SYSTEMS, LLC. THE INFORMATION DISCLOSED HEREIN FALLS WITHIN EXEMPTION (b) (4) OF 5 USC 552 AND THE PROHIBITIONS OF 18 USC 1905.

**EXPORT NOTICE**  
 THIS TECHNOLOGY IS CONTROLLED UNDER THE EXPORT ADMINISTRATION REGULATIONS (EAR) AND MAY NOT BE EXPORTED TO A FOREIGN PERSON, EITHER IN THE U.S. OR ABROAD, WITHOUT THE PROPER AUTHORIZATION BY THE U.S. DEPARTMENT OF COMMERCE

| REVISIONS |     |      |  |          |
|-----------|-----|------|--|----------|
| ECR NO.   | REV | ZONE | DESCRIPTION  | DATE     |
| 015922    | -   |      | INITIAL RELEASE                                      | 03-03-15 |
| 016104    | A   |      | ADDED NOTE 5.  | 05-15-15 |
| 016284    | B   |      | UPDATED TITLE.                                       | 07-29-15 |
| 016744    | C   |      | WAS SH 1 OF 1.                                       | 12-22-15 |
| 017094    | D   |      | THIS SHEET NOT AFFECTED. SEE SHEET 2.                | 05-03-16 |
| 017148    | E   |      | THIS SHEET NOT AFFECTED. SEE SHEET 2.                | 05-18-16 |
| 017230    | F   |      | THIS SHEET NOT AFFECTED. SEE SHEET 2.                | 06-24-16 |
| 017758    | G   |      | UPDATED ITEM 2.                                      | 03-17-17 |
| 018265    | H   |      | PL AFFECTED ONLY.                                    | 09-04-18 |
| 018906    | J   |      | ADD HDWR MOD C AND LABEL CHANGE, SEE SHEETS 2 AND 3. | 08-19-19 |



**NOTES:**

- THIS ASSEMBLY INCLUDES COMPONENTS WHICH ARE SUBJECT TO DAMAGE BY ELECTROSTATIC CHARGES; THEREFORE, ALL COMPONENTS SHALL BE HANDLED IN ACCORDANCE WITH GUIDELINES FOR ELECTROSTATIC DISCHARGE DAMAGE.
- TEST PER ITEM 702.
- ENTER APPLICABLE SERIAL NUMBER AND DATE OF MANUFACTURE ON LABEL, ITEM 2, AND INSTALL APPROXIMATELY AS SHOWN, PER ITEM 701.
- REFERENCE ITEM 3 FOR INSTRUCTIONS TO PRINT A FW/SW LABEL AND INSTALL APPROXIMATELY AS SHOWN PER ITEM 701.
- INSTALLATION KITS ARE IDENTIFIED IN THE INSTALLATION MANUAL, DOCUMENT NUMBER 0040-17001-01.

|               |               |   |  |
|---------------|---------------|---|--|
|               |               | INTERPRET DIMENSIONS AND TOLERANCES PER ASME Y14.5-2009 | Aviation Communication & Surveillance Systems<br>19810 North 7th Avenue<br>Phoenix, Arizona 85027-4400 |
|               |               | UNLESS OTHERWISE SPECIFIED, DIMENSIONS ARE IN INCHES    |  |
|               |               | TOLERANCES:   | <b>NGT-9000RD</b><br><b>END ITEM ASSEMBLY</b>  |
|               |               | ANGLES ± N/A  |  |
|               |               | 2 PL DEC ± N/A<br>3 PL DEC ± N/A                        |  |
|               |               | THIRD ANGLE PROJECTION                                  | DRAWING NO. <b>9029000-40000</b> REV <b>J</b>  |
| 9029000-40000 | 9029000-40000 |   | CAGE CODE: <b>1WYD3</b> SHEET <b>1</b> OF <b>4</b>   |
| NEXT ASSY     | END ITEM      | APPLICATION   |  |

12 11 10 9 8 7 6 5 4 3 2 1

H  
G  
F  
E  
D  
C  
B  
A

| REVISIONS |     |      |   |          |
|-----------|-----|------|---|----------|
| ECR NO.   | REV | ZONE | DESCRIPTION                                   | DATE     |
| 016744    | C   |      | ADDED THIS SHEET.                             | 12-22-15 |
| 017094    | D   |      | ADDED HDWR MOD B.                             | 05-03-16 |
| 017148    | E   |      | HDWR MOD B REV WAS - THRU L. MIN REV WAS M.   | 05-18-16 |
| 017230    | F   |      | HDWR MOD B REV WAS - THRU M. MIN REV WAS N.   | 06-24-16 |
| 018906    | J   |      | HDWR MOD C ADDED FOR FCC ID CHANGE/PA UPDATE. | 08-19-19 |

| LYNX NGT-9000 MODIFICATION STATUS TABLE |               |         |                     |          |         |   |
|---|---------------|---------|---------------------|----------|---------|---|
| AFFECTED ASSEMBLY                       |               | MIN REV | MODIFICATION NUMBER | HDWR MOD | S/W MOD | REMARKS   |
| PART NUMBER                             | REV           |         |                     |          |         |   |
| 9020020-001                             | - THRU R      | T       | N/A                 | A        |         | REPLACED 100mW RESISTORS WITH 250mW ANTI-SURGE RESISTORS IN THE SURGE PROTECTION CIRCUITRY. |
| 9200-17500-01                           | - THRU N      | P       | N/A                 | B        |         | NOTCH FOIL TAPE ON J9 COAX CONNECTOR OVER CAL PORT.   |
| 9020020-003<br>9002040-004              | - THRU F<br>- | G<br>-  | N/A                 | C        |         | UDPATED POWER AMPLIFIER AND FCC IDENTIFIER  |



USE OR DISCLOSURE OF INFORMATION ON THIS SHEET IS SUBJECT TO THE RESTRICTIONS ON THE FIRST SHEET OF THIS DOCUMENT

|             |               |       |   |
|-------------|---------------|-------|---|
| DRAWING NO. | 9029000-40000 | REV   | J |
| CAGE CODE:  | 1WYD3         | SHEET | 2 |

12 11 10 9 8 7 6 5 4 3 2 1

| PARTS LIST  |          | <b>ACSS</b>  |                  | PRODUCT ENGINEER   | CONTRACT NO.               | FSCM NO.<br>1WYD3                                       | REVISION LETTER<br>J   |            |       |  |
|---|----------|--------------|------------------|--|----------------------------|---|--|------------|-------|--|
| PART<br>TABULATION  |          |              |                  | DESIGN CHECKER   | END ITEM<br>9029000-40000  | DRAWING NO.<br>PL9029000-40000                          |  |            |       |  |
|   |          |              |                  | SPECIAL DESIGNATION  | NEXT ASSY<br>9029000-40000 | LIST TITLE<br>NGT-9000RD END ITEM ASSEMBLY              |  | SHEET<br>3 |       |  |
| FIND NO   | QTY REQD | UNIT OF MEAS | ACSS PART NUMBER | PART OR IDENTIFYING NUMBER   | NOMENCLATURE               | DESCRIPTION   | REFERENCE DESIGNATORS  |            | CODES |  |
| 1   | 1        | EA           | 9200-17500-01    |  |                            | TRANSPONDER REMOTE MOUNT WITH DIVERSITY LABEL, END ITEM |  |            |       |  |
| 2   | 1        | EA           | 9002040-004      |  |                            | LABEL, COMPOSITE FW/SW                                  |  |            |       |  |
| 3   | 1        | EA           | 9002041          |  |                            | BOOTLOADER MASTER MEDIA                                 |  |            |       |  |
| 4   | X        | AR           | 9002044-003      |  |                            | MANUFACTURING SPECIFICATION                             |  |            |       |  |
| 701   | X        | AR           | M4061949         |  |                            | TEST SPECIFICATION                                      |  |            | 5     |  |
| 702   | X        | AR           | 8002500-051      |  |                            |   |  |            | 5     |  |
| <u>SPECIAL SYMBOLS</u><br>X NO SPECIFIC QTY REQD (QTY TABLE)<br>* ORIGINAL CONFIGURATION (QTY TABLE)<br>MATERIAL CODE (NOT A DWG)<br>_ NOT APPLICABLE |          |              |                  | <u>FIND (ITEM) NUMBERS 1 TO 999</u><br>- ASSY OR DETAIL ITEMS<br>- AW/PS CRITICAL ITEMS<br>- SPECIAL CONFIGURATION CONTROL ITEMS<br>- REF DOCUMENTS, BULK SUNDRIES OR ACCEPTABLE SUBSTITUTES (ALTERNATE ITEMS)<br>- EMP/RADIATION HARD ITEMS |                            |   | <u>CODE LEGEND (FOR ACSS REFERENCE ONLY)</u><br>1 SELECT AT ASSEMBLY (FIRST SELECT ITEM)<br>2 SUBSEQUENT SELECT (ITEMS)<br>3 ASSEMBLY<br>4 BULK OR SUNDRY ITEM<br>5 REFERENCE DOCUMENT<br>7 MACHINED CASTING DWG<br>8 SELECT PER AO OR MI<br>V VENDOR (SUPPLIER) ITEM-SPEC SOURCE DWG<br>* CUSTOMER-FURNISHED ITEM |            |       |  |
| NOTE: SEE BASIC DRAWING FOR PROPRIETARY OR DATA RIGHTS NOTATION.  |          |              |                  |  |                            |   |  |            |       |  |

|                                   |               |                     |                            |  |                 |
|-----------------------------------|---------------|---------------------|----------------------------|--|-----------------|
| PARTS LIST<br><br>REVISION RECORD | <h1>ACSS</h1> | PRODUCT ENGINEER    | CONTRACT NO.               | FSCM NO.                                   | REVISION LETTER |
|                                   |               | DESIGN CHECKER      | END ITEM<br>9029000-40000  | DRAWING NO.<br>PL9029000-40000             | J               |
|                                   |               | SPECIAL DESIGNATION | NEXT ASSY<br>9029000-40000 | LIST TITLE<br>NGT-9000RD END ITEM ASSEMBLY | SHEET<br>4      |

| REV LTR | DESCRIPTION OF REVISIONS                | DATE       | APPROVAL |
|---------|---|------------|----------|
| -       | INITIAL RELEASE. PER ECR 015922.        | 03/03/15   |          |
| A       | PL NOT AFFECTED. PER ECR 016104.        | 5/15/2015  |          |
| B       | PL NOT AFFECTED. PER ECR 016284.        | 7/29/2015  |          |
| C       | PL NOT AFFECTED. PER ECR 016744.        | 12/22/2015 |          |
| D       | PL NOT AFFECTED. PER ECR 017094.        | 5/3/2016   |          |
| E       | PL NOT AFFECTED. PER ECR 017148.        | 5/18/2016  |          |
| F       | PL NOT AFFECTED. PER ECR 017230.        | 6/24/2016  |          |
| G       | PL NOT AFFECTED. PER ECR 017758.        | 3/17/2017  |          |
| H       | ITEM 4 WAS 9002044-002. PER ECR 018265. | 9/4/2018   |          |
| J       | ITEM 2 WAS 9002040-002. PER ECR 018906. | 8/19/2019  |          |

|   |  |  |
|---|--|--|
| <u>SPECIAL SYMBOLS</u><br>X NO SPECIFIC QTY REQD (QTY TABLE)<br>* ORIGINAL CONFIGURATION (QTY TABLE)<br>MATERIAL CODE (NOT A DWG)<br>_ NOT APPLICABLE | <u>FIND (ITEM) NUMBERS 1 TO 999</u><br>- ASSY OR DETAIL ITEMS<br>- AW/PS CRITICAL ITEMS<br>- SPECIAL CONFIGURATION CONTROL ITEMS<br>- REF DOCUMENTS, BULK SUNDRIES OR ACCEPTABLE SUBSTITUTES (ALTERNATE ITEMS)<br>- EMP/RADIATION HARD ITEMS | <u>CODE LEGEND (FOR ACSS REFERENCE ONLY)</u><br>1 SELECT AT ASSEMBLY (FIRST SELECT ITEM)<br>2 SUBSEQUENT SELECT (ITEMS)<br>3 ASSEMBLY<br>4 BULK OR SUNDRY ITEM<br>5 REFERENCE DOCUMENT<br>7 MACHINED CASTING DWG<br>8 SELECT PER AO OR MI<br>V VENDOR (SUPPLIER) ITEM-SPEC SOURCE DWG<br>* CUSTOMER-FURNISHED ITEM |
|---|--|--|

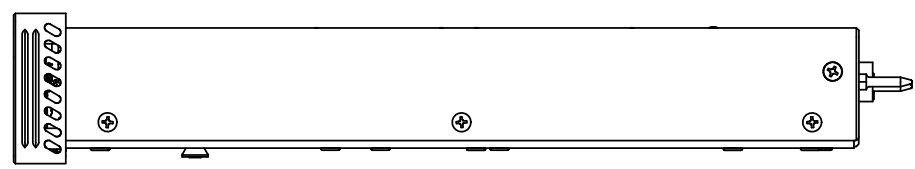
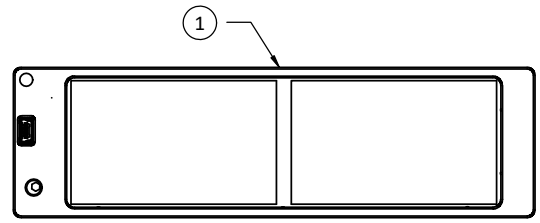
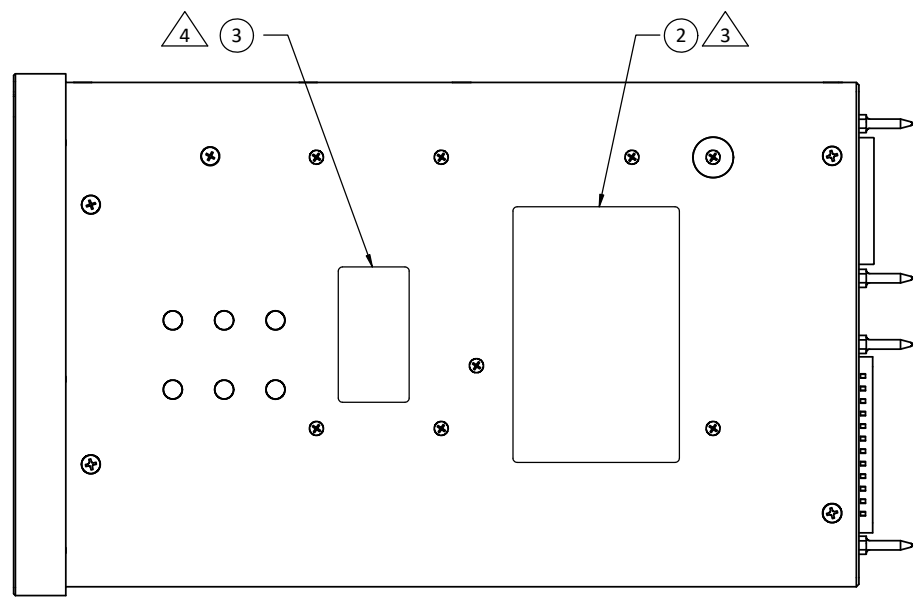
NOTE: SEE BASIC DRAWING FOR PROPRIETARY OR DATA RIGHTS NOTATION.

**PROPRIETARY NOTICE**  
 THIS DOCUMENT AND THE INFORMATION DISCLOSED HEREIN ARE PROPRIETARY DATA OF AVIATION COMMUNICATION & SURVEILLANCE SYSTEMS, LLC. NEITHER THIS DOCUMENT NOR THE INFORMATION CONTAINED HEREIN SHALL BE REPRODUCED, USED, OR DISCLOSED TO OTHERS WITHOUT THE WRITTEN AUTHORIZATION OF AVIATION COMMUNICATION & SURVEILLANCE SYSTEMS, LLC.




**NOTICE**  
 FREEDOM OF INFORMATION ACT (5 USC 552) AND DISCLOSURE OF CONFIDENTIAL INFORMATION GENERALLY (18 USC 1905) THIS DOCUMENT IS BEING FURNISHED IN CONFIDENCE BY AVIATION COMMUNICATION & SURVEILLANCE SYSTEMS, LLC. THE INFORMATION DISCLOSED HEREIN FALLS WITHIN EXEMPTION (b) (4) OF 5 USC 552 AND THE PROHIBITIONS OF 18 USC 1905.

**EXPORT NOTICE**  
 THIS TECHNOLOGY IS CONTROLLED UNDER THE EXPORT ADMINISTRATION REGULATIONS (EAR) AND MAY NOT BE EXPORTED TO A FOREIGN PERSON, EITHER IN THE U.S. OR ABROAD, WITHOUT THE PROPER AUTHORIZATION BY THE U.S. DEPARTMENT OF COMMERCE


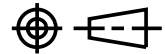
| REVISIONS                  |     |      |  |          |
|----------------------------|-----|------|--|----------|
| ECR NO.                    | REV | ZONE | DESCRIPTION  | DATE     |
| 015755                     | -   |      | INITIAL RELEASE  | 01-07-15 |
| 015801                     | A   |      | UPDATED NOTE 3.  | 01-16-15 |
| 016027<br>016104<br>016109 | B   |      | UPDATED LABEL PICTORIAL. ADDED NOTE 5. UPDATEDDD NOTE 3. | 05-15-15 |
| 016744                     | C   |      | WAS SH 1 OF 1.   | 12-22-15 |
| 017094                     | D   |      | THIS SHEET NOT AFFECTED. SEE SHEET 2.                    | 05-03-16 |
| 017148                     | E   |      | THIS SHEET NOT AFFECTED. SEE SHEET 2.                    | 05-18-16 |
| 017230                     | F   |      | THIS SHEET NOT AFFECTED. SEE SHEET 2.                    | 06-24-16 |
| 017758                     | G   |      | UPDATED ITEM 2.  | 03-17-17 |
| 018265                     | H   |      | PL AFFECTED ONLY.  | 09-04-18 |
| 018906                     | J   |      | ADD HDWR MOD C AND LABEL CHANGE, SEE SHEETS 2 AND 3.     | 08-19-19 |



**NOTES:**

- 
 THIS ASSEMBLY INCLUDES COMPONENTS WHICH ARE SUBJECT TO DAMAGE BY ELECTROSTATIC CHARGES; THEREFORE, ALL COMPONENTS SHALL BE HANDLED IN ACCORDANCE WITH GUIDELINES FOR ELECTROSTATIC DISCHARGE DAMAGE.
- TEST PER ITEM 702.
- 
 ENTER APPLICABLE SERIAL NUMBER AND DATE OF MANUFACTURE OF LABEL, ITEM 2, AND INSTALL APPROXIMATELY AS SHOWN, PER ITEM 701.
- 
 REFERENCE ITEM 3 FOR INSTRUCTIONS TO PRINT A FW/SW LABEL AND INSTALL APPROXIMATELY AS SHOWN, PER ITEM 701.
- INSTALLATION KITS ARE IDENTIFIED IN THE INSTALLATION MANUAL, DOCUMENT NUMBER 0040-17001-01.

|               |               |
|---------------|---------------|
|               |               |
|               |               |
|               |               |
|               |               |
|               |               |
|               |               |
|               |               |
|               |               |
|               |               |
|               |               |
| 9029000-20000 | 9029000-20000 |
| NEXT ASSY     | END ITEM      |
| APPLICATION   |               |

|  |  |
|--|--|
| INTERPRET DIMENSIONS AND TOLERANCES PER ASME Y14.5-2009<br><br>UNLESS OTHERWISE SPECIFIED, DIMENSIONS ARE IN INCHES<br><br>TOLERANCES:<br>ANGLES ± N/A<br>2 PL DEC ± N/A<br>3 PL DEC ± N/A |  Aviation Communication & Surveillance Systems<br>19810 North 7th Avenue<br>Phoenix, Arizona 85027-4400 |
| THIRD ANGLE PROJECTION<br>  | <b>NGT-9000D</b><br><b>END ITEM ASSEMBLY</b>   |
| DRAWING NO. <b>9029000-20000</b> REV <b>J</b>  | CAGE CODE: <b>1WYD3</b> SHEET <b>1</b> OF <b>4</b>   |

12 11 10 9 8 7 6 5 4 3 2 1

H  
G  
F  
E  
D  
C  
B  
A

| REVISIONS |     |      |   |          |
|-----------|-----|------|---|----------|
| ECR NO.   | REV | ZONE | DESCRIPTION                                   | DATE     |
| 016744    | C   |      | ADDED THIS SHEET.                             | 12-22-15 |
| 017094    | D   |      | ADDED HDWR MOD B.                             | 05-03-16 |
| 017148    | E   |      | HDWR MOD B REV WAS - THRU AA. MIN REV WAS AB. | 05-18-16 |
| 017230    | F   |      | HDWR MOD B REV WAS - THRU AB. MIN REV WAS AC. | 06-24-16 |
| 018906    | J   |      | HDWR MOD C ADDED FOR FCC ID CHANGE/PA UPDATE. | 08-19-19 |

| LYNX NGT-9000 MODIFICATION STATUS TABLE |               |         |                     |          |         |   |
|---|---------------|---------|---------------------|----------|---------|---|
| AFFECTED ASSEMBLY                       |               | MIN REV | MODIFICATION NUMBER | HDWR MOD | S/W MOD | REMARKS   |
| PART NUMBER                             | REV           |         |                     |          |         |   |
| 9020020-001                             | - THRU R      | T       | N/A                 | A        |         | REPLACED 100mW RESISTORS WITH 250mW ANTI-SURGE RESISTORS IN THE SURGE PROTECTION CIRCUITRY. |
| 9200-17000-01                           | - THRU AC     | AD      | N/A                 | B        |         | NOTCH FOIL TAPE ON J9 COAX CONNECTOR OVER CAL PORT.   |
| 9020020-003<br>9002040-003              | - THRU F<br>- | G<br>-  | N/A                 | C        |         | UPDATED FINAL POWER AMPLIFIER AND FCC IDENTIFIER  |

12 11 10 9 8 7 6 5 4 3 2 1



USE OR DISCLOSURE OF INFORMATION ON THIS SHEET IS SUBJECT TO THE RESTRICTIONS ON THE FIRST SHEET OF THIS DOCUMENT

|             |               |       |   |
|-------------|---------------|-------|---|
| DRAWING NO. | 9029000-20000 | REV   | J |
| CAGE CODE:  | 1WYD3         | SHEET | 2 |

| PARTS LIST  |          | <b>ACSS</b>  |                  | PRODUCT ENGINEER   | CONTRACT NO.               | FSCM NO.<br>1WYD3                                | REVISION LETTER<br>J   |       |  |
|---|----------|--------------|------------------|--|----------------------------|--|--|-------|--|
| PART<br>TABULATION  |          |              |                  | DESIGN CHECKER   | END ITEM<br>9029000-20000  | DRAWING NO.<br>PL9029000-20000                   |  |       |  |
|   |          |              |                  | SPECIAL DESIGNATION  | NEXT ASSY<br>9029000-20000 | LIST TITLE<br>NGT-9000D END ITEM ASSEMBLY        | SHEET<br>3   |       |  |
| FIND NO   | QTY REQD | UNIT OF MEAS | ACSS PART NUMBER | PART OR IDENTIFYING NUMBER   | NOMENCLATURE               | DESCRIPTION                                      | REFERENCE DESIGNATORS  | CODES |  |
| 1   | 1        | EA           | 9200-17000-01    |  |                            | TRANSPONDER PANEL WITH DIVERSITY LABEL, END ITEM |  |       |  |
| 2   | 1        | EA           | 9002040-003      |  |                            | LABEL, COMPOSITE FW/SW                           |  |       |  |
| 3   | 1        | EA           | 9002041          |  |                            | BOOTLOADER MASTER MEDIA                          |  |       |  |
| 4   | X        | AR           | 9002044-003      |  |                            | MANUFACTURING SPECIFICATION                      |  |       |  |
| 701   | X        | AR           | M4061949         |  |                            | TEST SPECIFICATION                               |  | 5     |  |
| 702   | X        | AR           | 8002500-051      |  |                            |  |  | 5     |  |
| <u>SPECIAL SYMBOLS</u><br>X NO SPECIFIC QTY REQD (QTY TABLE)<br>* ORIGINAL CONFIGURATION (QTY TABLE)<br>MATERIAL CODE (NOT A DWG)<br>_ NOT APPLICABLE |          |              |                  | <u>FIND (ITEM) NUMBERS 1 TO 999</u><br>- ASSY OR DETAIL ITEMS<br>- AW/PS CRITICAL ITEMS<br>- SPECIAL CONFIGURATION CONTROL ITEMS<br>- REF DOCUMENTS, BULK SUNDRIES OR ACCEPTABLE SUBSTITUTES (ALTERNATE ITEMS)<br>- EMP/RADIATION HARD ITEMS |                            |  | <u>CODE LEGEND (FOR ACSS REFERENCE ONLY)</u><br>1 SELECT AT ASSEMBLY (FIRST SELECT ITEM)<br>2 SUBSEQUENT SELECT (ITEMS)<br>3 ASSEMBLY<br>4 BULK OR SUNDRY ITEM<br>5 REFERENCE DOCUMENT<br>7 MACHINED CASTING DWG<br>8 SELECT PER AO OR MI<br>V VENDOR (SUPPLIER) ITEM-SPEC SOURCE DWG<br>* CUSTOMER-FURNISHED ITEM |       |  |
| NOTE: SEE BASIC DRAWING FOR PROPRIETARY OR DATA RIGHTS NOTATION.  |          |              |                  |  |                            |  |  |       |  |

|                                   |               |                     |                            |   |                      |
|-----------------------------------|---------------|---------------------|----------------------------|---|----------------------|
| PARTS LIST<br><br>REVISION RECORD | <h1>ACSS</h1> | PRODUCT ENGINEER    | CONTRACT NO.               | FSCM NO.<br>1WYD3                         | REVISION LETTER<br>J |
|                                   |               | DESIGN CHECKER      | END ITEM<br>9029000-20000  | DRAWING NO.<br>PL9029000-20000            |                      |
|                                   |               | SPECIAL DESIGNATION | NEXT ASSY<br>9029000-20000 | LIST TITLE<br>NGT-9000D END ITEM ASSEMBLY | SHEET<br>4           |

| REV LTR | DESCRIPTION OF REVISIONS                             | DATE       | APPROVAL |
|---------|--|------------|----------|
| -       | INITIAL RELEASE. PER ECR 015755.                     | 01/07/15   |          |
| A       | PL NOT AFFECTED. PER ECR 015801.                     | 1/16/2015  |          |
| B       | PL NOT AFFECTED. PER ECR 016027, 016104, AND 016109. | 5/15/2015  |          |
| C       | PL NOT AFFECTED. PER ECR 016744.                     | 12/22/2015 |          |
| D       | PL NOT AFFECTED. PER ECR 017094.                     | 5/3/2016   |          |
| E       | PL NOT AFFECTED. PER ECR 017148.                     | 5/18/2016  |          |
| F       | PL NOT AFFECTED. PER ECR 017230.                     | 6/24/2016  |          |
| G       | PL NOT AFFECTED. PER ECR 017758.                     | 3/17/2017  |          |
| H       | ITEM 4 WAS 9002044-001. PER ECR018265.               | 9/4/2018   |          |
| J       | ITEM 2 WAS 9002040-001. PER ECR 018906.              | 8/19/2019  |          |

|   |  |  |
|---|--|--|
| <u>SPECIAL SYMBOLS</u><br>X NO SPECIFIC QTY REQD (QTY TABLE)<br>* ORIGINAL CONFIGURATION (QTY TABLE)<br>MATERIAL CODE (NOT A DWG)<br>_ NOT APPLICABLE | <u>FIND (ITEM) NUMBERS 1 TO 999</u><br>- ASSY OR DETAIL ITEMS<br>- AW/PS CRITICAL ITEMS<br>- SPECIAL CONFIGURATION CONTROL ITEMS<br>- REF DOCUMENTS, BULK SUNDRIES OR ACCEPTABLE SUBSTITUTES (ALTERNATE ITEMS)<br>- EMP/RADIATION HARD ITEMS | <u>CODE LEGEND (FOR ACSS REFERENCE ONLY)</u><br>1 SELECT AT ASSEMBLY (FIRST SELECT ITEM)<br>2 SUBSEQUENT SELECT (ITEMS)<br>3 ASSEMBLY<br>4 BULK OR SUNDRY ITEM<br>5 REFERENCE DOCUMENT<br>7 MACHINED CASTING DWG<br>8 SELECT PER AO OR MI<br>V VENDOR (SUPPLIER) ITEM-SPEC SOURCE DWG<br>* CUSTOMER-FURNISHED ITEM |
|---|--|--|

NOTE: SEE BASIC DRAWING FOR PROPRIETARY OR DATA RIGHTS NOTATION.

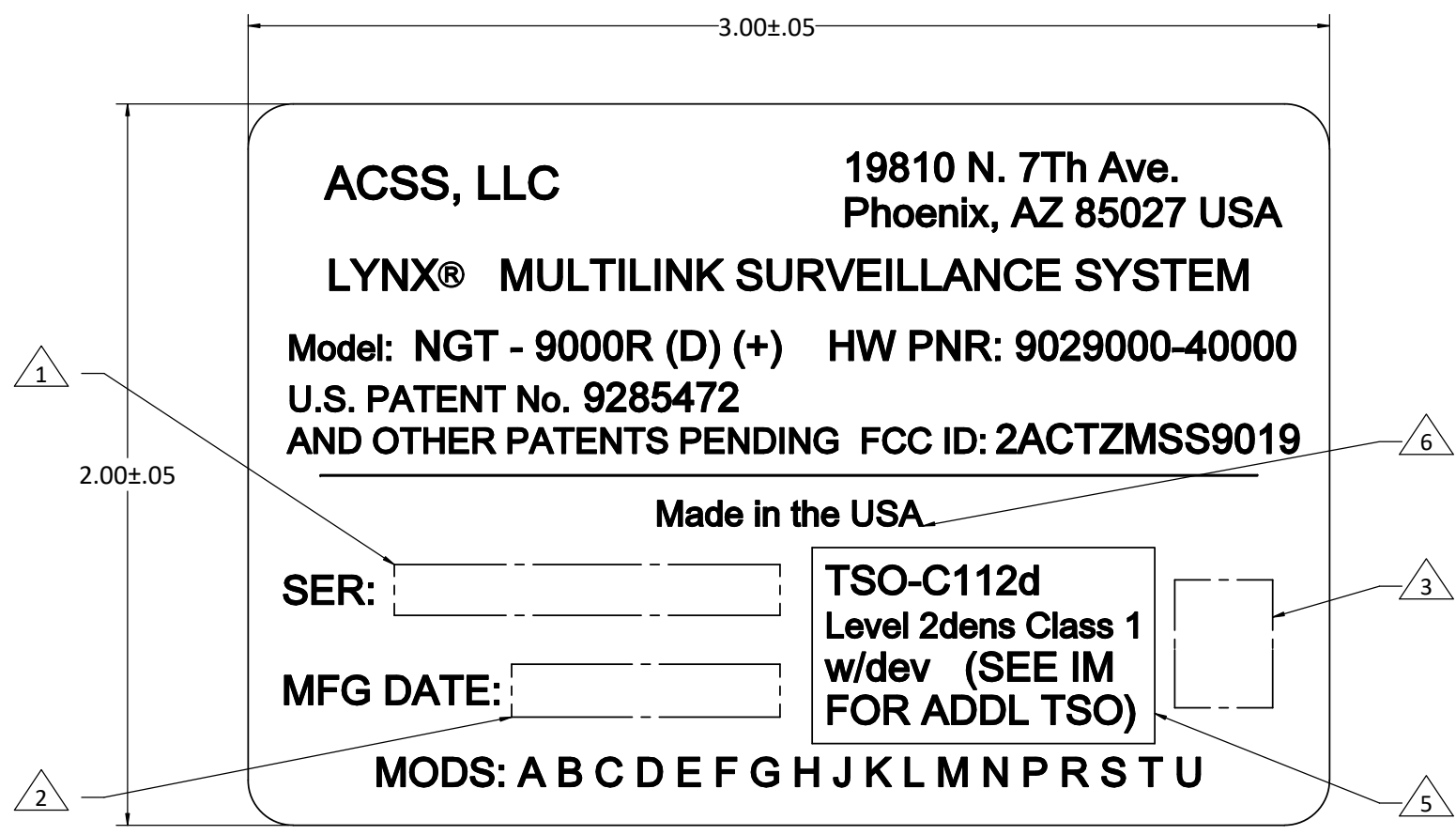


**PROPRIETARY NOTICE**  
 THIS DOCUMENT AND THE INFORMATION DISCLOSED HEREIN ARE PROPRIETARY DATA OF AVIATION COMMUNICATION & SURVEILLANCE SYSTEMS, LLC. NEITHER THIS DOCUMENT NOR THE INFORMATION CONTAINED HEREIN SHALL BE REPRODUCED, USED, OR DISCLOSED TO OTHERS WITHOUT THE WRITTEN AUTHORIZATION OF AVIATION COMMUNICATION & SURVEILLANCE SYSTEMS, LLC.



**NOTICE**  
 FREEDOM OF INFORMATION ACT (5 USC 552) AND DISCLOSURE OF CONFIDENTIAL INFORMATION GENERALLY (18 USC 1905) THIS DOCUMENT IS BEING FURNISHED IN CONFIDENCE BY AVIATION COMMUNICATION & SURVEILLANCE SYSTEMS, LLC. THE INFORMATION DISCLOSED HEREIN FALLS WITHIN EXEMPTION (b) (4) OF 5 USC 552 AND THE PROHIBITIONS OF 18 USC 1905.

**EXPORT NOTICE**  
 THIS TECHNOLOGY IS CONTROLLED UNDER THE EXPORT ADMINISTRATION REGULATIONS (EAR) AND MAY NOT BE EXPORTED TO A FOREIGN PERSON, EITHER IN THE U.S. OR ABROAD, WITHOUT THE PROPER AUTHORIZATION BY THE U.S. DEPARTMENT OF COMMERCE

| REVISIONS |     |      |                 |          |
|-----------|-----|------|-----------------|----------|
| ECR NO.   | REV | ZONE | DESCRIPTION     | DATE     |
| 018906    | -   |      | INITIAL RELEASE | 08-20-19 |



- NOTES:**
- ① SERIAL NO: THE APPLICABLE ARTICLE SHALL BE MARKED WITH A UNIQUE SERIAL NUMBER.
  - ② ENTER DATE OF MANUFACTURE IN LOCATION SHOWN IN FORMAT MMYYYY.
  - ③ ENTER QR CODE IN LOCATION SHOWN.
  - 4. MATERIAL: BRADY LABEL, WHITE POLYESTER (B-483) ADHESIVE BACKED, OR EQUIVALENT.
  - ⑤ WRAPPED TEXT IS PERMISSIBLE.
  - ⑥ TO CLAIM "MADE IN THE USA", FINAL ACCEPTANCE MUST BE PERFORMED IN THE UNITED STATES.

|               |               |   |  |
|---------------|---------------|---|--|
|               |               | INTERPRET DIMENSIONS AND TOLERANCES PER ASME Y14.5-2009                               |  Aviation Communication & Surveillance Systems<br>19810 North 7th Avenue<br>Phoenix, Arizona 85027-4400 |
|               |               | UNLESS OTHERWISE SPECIFIED, DIMENSIONS ARE IN INCHES                                  |  |
|               |               | TOLERANCES:   | <b>TITLE:</b><br><b>NGT-9000RD</b><br><b>END ITEM LABEL</b>  |
|               |               | ANGLES ± N/A<br>2 PL DEC ± N/A<br>3 PL DEC ± N/A                                      |  |
| 9029000-40000 | 9029000-40000 | THIRD ANGLE PROJECTION  | <b>DRAWING NO.</b><br><b>9002040-004</b>   |
| NEXT ASSY     | END ITEM      |  |  |
| APPLICATION   |               |   | <b>REV</b><br>-  |
|               |               |   | <b>CAGE CODE:</b> 1WYD3  |
|               |               |   | SHEET 1 OF 1   |

8

7

6

5

4

3

2


1

**PROPRIETARY NOTICE**  
 THIS DOCUMENT AND THE INFORMATION DISCLOSED HEREIN ARE PROPRIETARY DATA OF AVIATION COMMUNICATION & SURVEILLANCE SYSTEMS, LLC. NEITHER THIS DOCUMENT NOR THE INFORMATION CONTAINED HEREIN SHALL BE REPRODUCED, USED, OR DISCLOSED TO OTHERS WITHOUT THE WRITTEN AUTHORIZATION OF AVIATION COMMUNICATION & SURVEILLANCE SYSTEMS, LLC.



**NOTICE**  
 FREEDOM OF INFORMATION ACT (5 USC 552) AND DISCLOSURE OF CONFIDENTIAL INFORMATION GENERALLY (18 USC 1905) THIS DOCUMENT IS BEING FURNISHED IN CONFIDENCE BY AVIATION COMMUNICATION & SURVEILLANCE SYSTEMS, LLC. THE INFORMATION DISCLOSED HEREIN FALLS WITHIN EXEMPTION (b) (4) OF 5 USC 552 AND THE PROHIBITIONS OF 18 USC 1905.

**EXPORT NOTICE**  
 THIS TECHNOLOGY IS CONTROLLED UNDER THE EXPORT ADMINISTRATION REGULATIONS (EAR) AND MAY NOT BE EXPORTED TO A FOREIGN PERSON, EITHER IN THE U.S. OR ABROAD, WITHOUT THE PROPER AUTHORIZATION BY THE U.S. DEPARTMENT OF COMMERCE

| REVISIONS |     |      |                 |          |
|-----------|-----|------|-----------------|----------|
| ECR NO.   | REV | ZONE | DESCRIPTION     | DATE     |
| 018906    | -   |      | INITIAL RELEASE | 08-20-19 |



- NOTES:**
- ① SERIAL NO: THE APPLICABLE ARTICLE SHALL BE MARKED WITH A UNIQUE SERIAL NUMBER.
  - ② ENTER DATE OF MANUFACTURE IN LOCATION SHOWN IN FORMAT MMYYYY.
  - ③ ENTER QR CODE IN LOCATION SHOWN.
  - 4. MATERIAL: BRADY LABEL, WHITE POLYESTER (B-483) ADHESIVE BACKED, OR EQUIVALENT.
  - ⑤ WRAPPED TEXT IS PERMISSIBLE.
  - ⑥ TO CLAIM "MADE IN THE USA", FINAL ACCEPTANCE MUST BE PERFORMED IN THE UNITED STATES.

|               |               |   |  |
|---------------|---------------|---|--|
|               |               | INTERPRET DIMENSIONS AND TOLERANCES PER ASME Y14.5-2009                               |  Aviation Communication & Surveillance Systems<br>19810 North 7th Avenue<br>Phoenix, Arizona 85027-4400 |
|               |               | UNLESS OTHERWISE SPECIFIED, DIMENSIONS ARE IN INCHES                                  |  |
|               |               | TOLERANCES:   | <b>NGT-9000D</b><br><b>END ITEM LABEL</b>  |
|               |               | ANGLES ± N/A  |  |
|               |               | 2 PL DEC ± N/A<br>3 PL DEC ± N/A  |  |
| 9029000-20000 | 9029000-20000 | THIRD ANGLE PROJECTION  | DRAWING NO. <b>9002040-003</b>   |
| NEXT ASSY     | END ITEM      |  | REV -  |
| APPLICATION   |               |   | CAGE CODE: 1WYD3   |

8

7

6

5

4

3

2

1