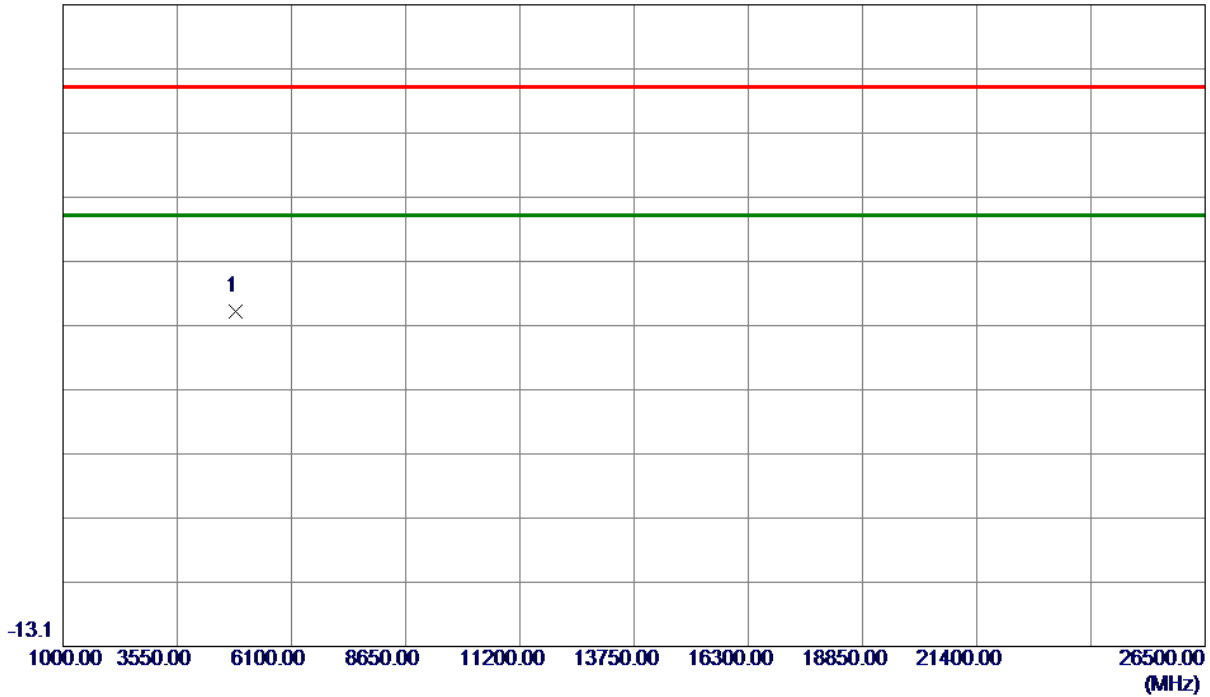


Test Mode	TX G Mode 2437 MHz	Polarization	Horizontal
-----------	--------------------	--------------	------------

86.9 dBuV/m



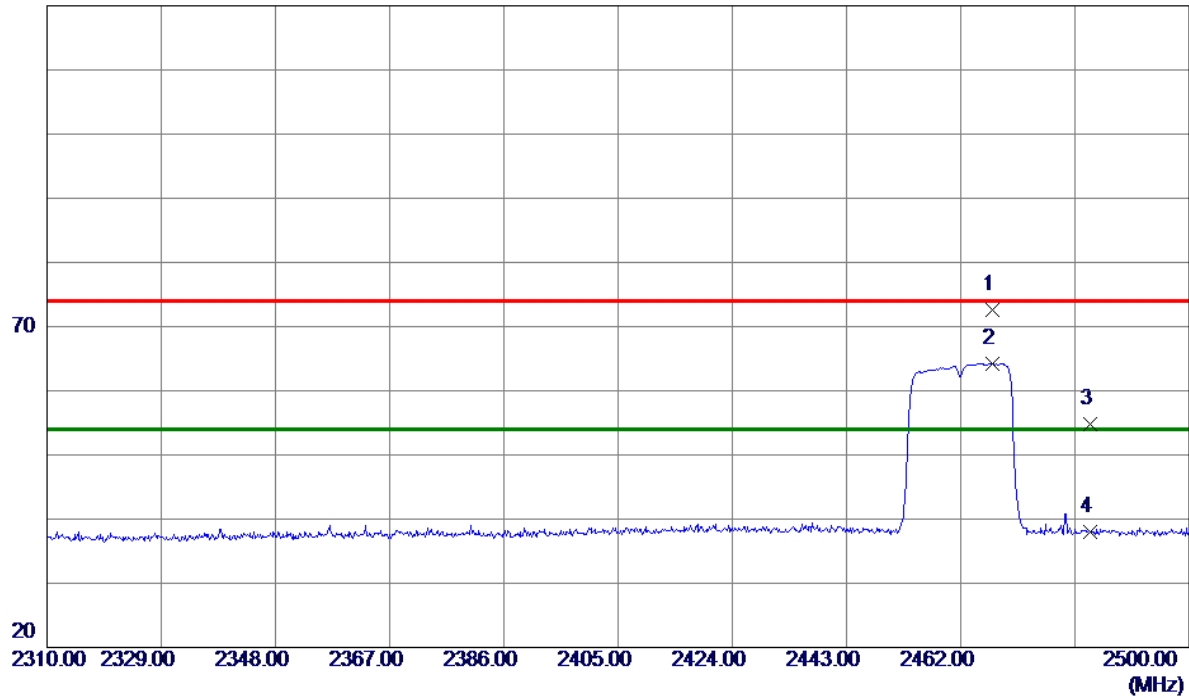
No.	Freq. MHz	Reading Level dBuV/m	Correct Factor dB	Measure ment dBuV/m	Limit dBuV/m	Margin dB	Detector	Comment
1 *	4867.0750	56.14	-17.03	39.11	74.00	-34.89	Peak	

REMARKS:

- (1) Measurement Value = Reading Level + Correct Factor.
- (2) Margin Level = Measurement Value - Limit Value.

Test Mode	TX G Mode 2462 MHz	Polarization	Vertical
-----------	--------------------	--------------	----------

120 dBuV/m



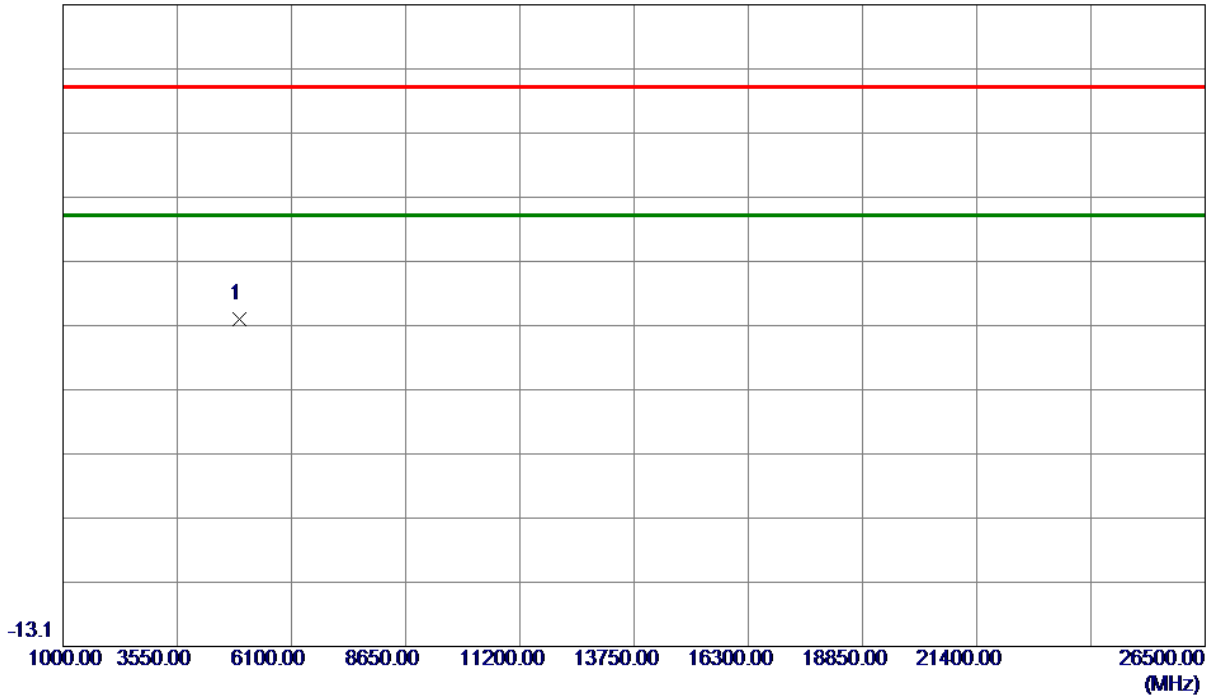
No.	Freq. MHz	Reading Level dBuV/m	Correct Factor dB	Measure ment dBuV/m	Limit dBuV/m	Margin dB	Detector	Comment
1	2467.3200	41.66	30.87	72.53	74.00	-1.47	Peak	
2 *	2467.3200	33.41	30.87	64.28	54.00	10.28	AVG	
3	2483.5000	23.89	30.94	54.83	74.00	-19.17	Peak	
4	2483.5000	7.12	30.94	38.06	54.00	-15.94	AVG	

**REMARKS:**

- (1) Measurement Value = Reading Level + Correct Factor.
- (2) Margin Level = Measurement Value - Limit Value.

Test Mode	TX G Mode 2462 MHz	Polarization	Vertical
-----------	--------------------	--------------	----------

86.9 dBuV/m

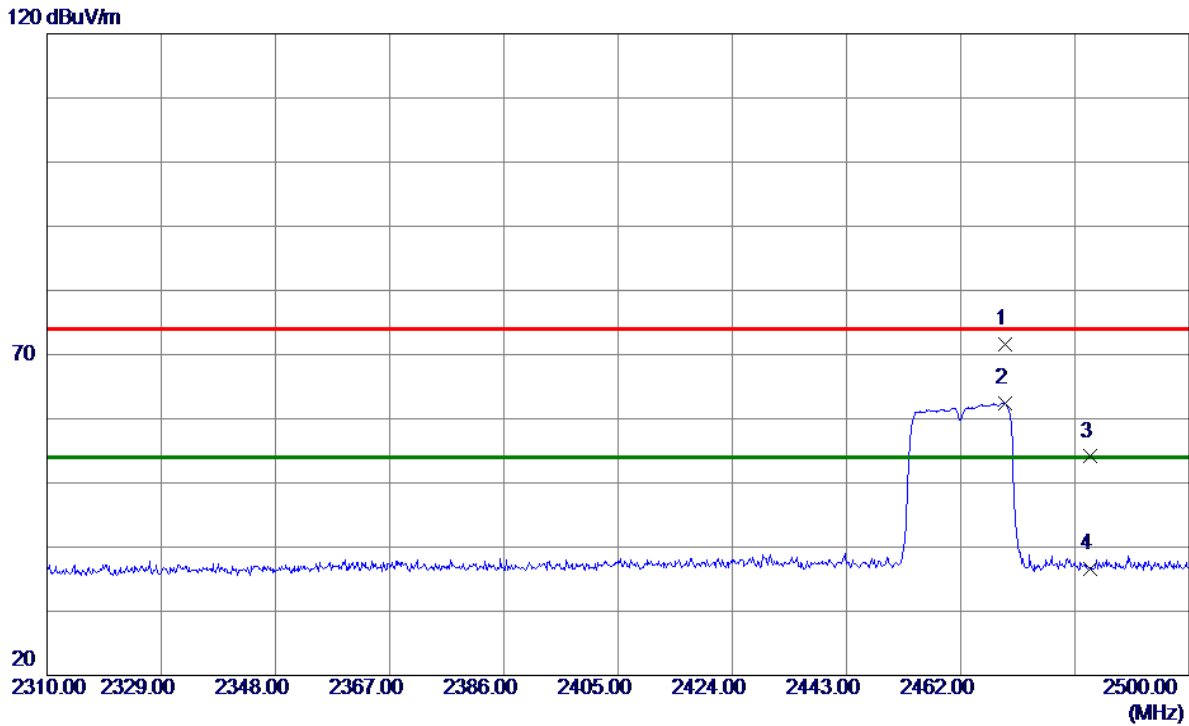


No.	Freq. MHz	Reading Level dBuV/m	Correct Factor dB	Measure ment dBuV/m	Limit dBuV/m	Margin dB	Detector	Comment
1 *	4925.7250	54.76	-16.81	37.95	74.00	-36.05	Peak	

REMARKS:

- (1) Measurement Value = Reading Level + Correct Factor.
- (2) Margin Level = Measurement Value - Limit Value.

Test Mode	TX G Mode 2462 MHz	Polarization	Horizontal
-----------	--------------------	--------------	------------



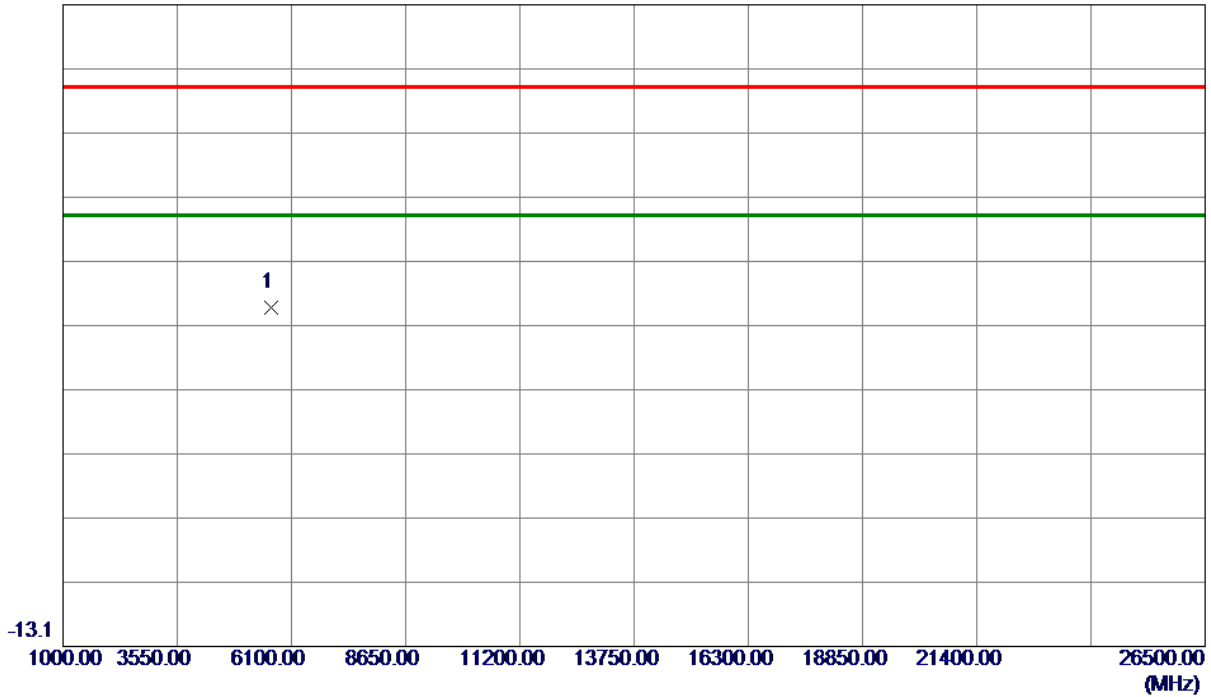
No.	Freq. MHz	Reading Level dBuV/m	Correct Factor dB	Measure ment dBuV/m	Limit dBuV/m	Margin dB	Detector	Comment
1	2469.4100	40.73	30.88	71.61	74.00	-2.39	Peak	
2 *	2469.4100	31.55	30.88	62.43	54.00	8.43	AVG	
3	2483.5000	23.16	30.94	54.10	74.00	-19.90	Peak	
4	2483.5000	5.66	30.94	36.60	54.00	-17.40	AVG	

**REMARKS:**

- (1) Measurement Value = Reading Level + Correct Factor.
- (2) Margin Level = Measurement Value - Limit Value.

Test Mode	TX G Mode 2462 MHz	Polarization	Horizontal
-----------	--------------------	--------------	------------

86.9 dBuV/m

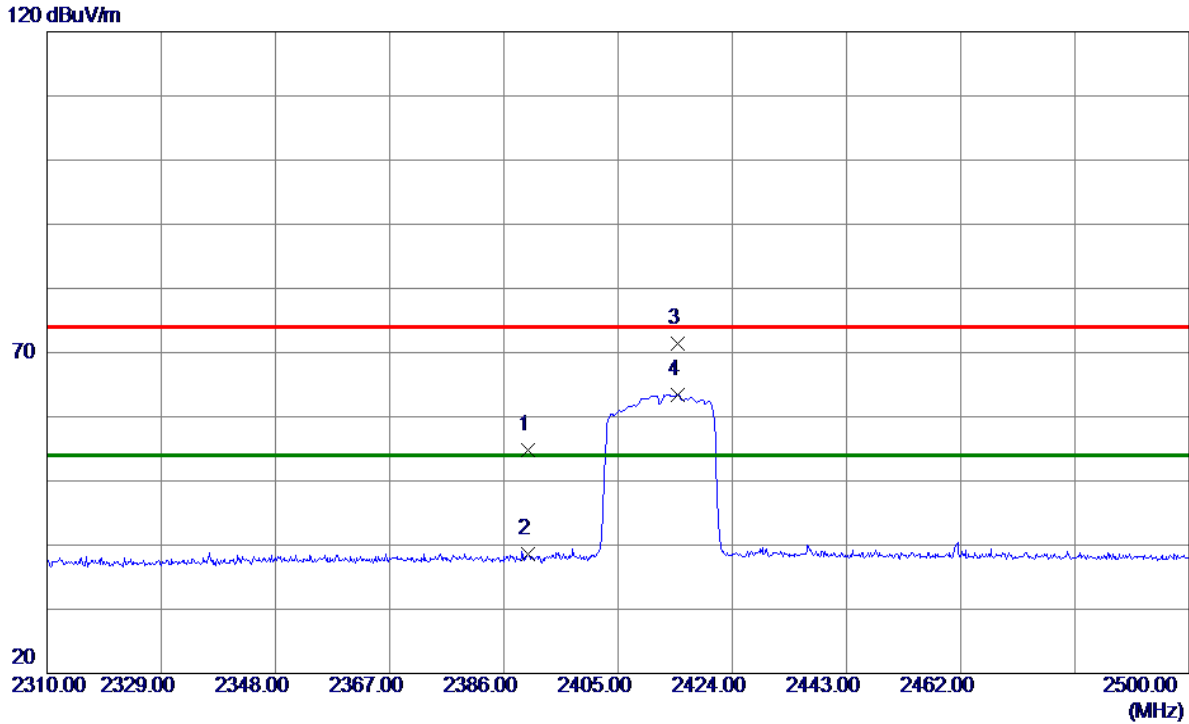


No.	Freq. MHz	Reading Level dBuV/m	Correct Factor dB	Measure ment dBuV/m	Limit dBuV/m	Margin dB	Detector	Comment
1 *	5647.3750	55.92	-16.25	39.67	74.00	-34.33	Peak	

REMARKS:

- (1) Measurement Value = Reading Level + Correct Factor.
- (2) Margin Level = Measurement Value - Limit Value.

Test Mode	TX N(HT20) Mode 2412 MHz	Polarization	Vertical
-----------	--------------------------	--------------	----------



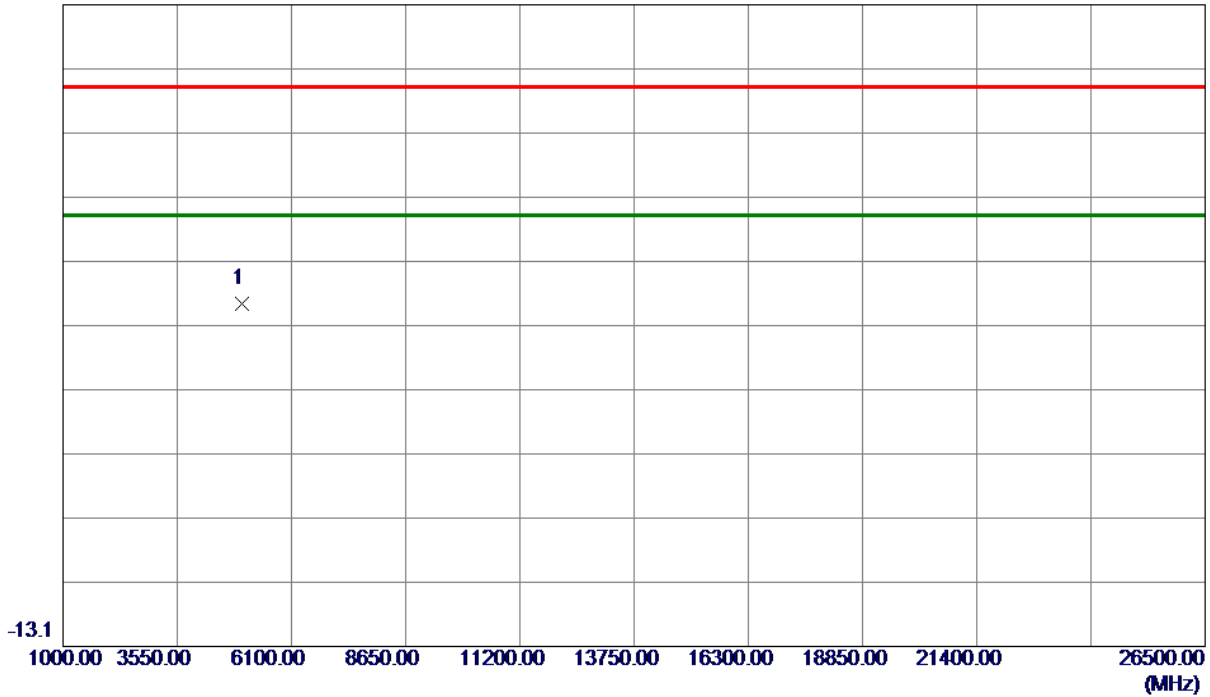
No.	Freq. MHz	Reading Level dBuV/m	Correct Factor dB	Measure ment dBuV/m	Limit dBuV/m	Margin dB	Detector	Comment
1	2390.0000	24.32	30.55	54.87	74.00	-19.13	Peak	
2	2390.0000	7.98	30.55	38.53	54.00	-15.47	AVG	
3	2414.9750	40.84	30.65	71.49	74.00	-2.51	Peak	
4 *	2414.9750	32.74	30.65	63.39	54.00	9.39	AVG	

**REMARKS:**

- (1) Measurement Value = Reading Level + Correct Factor.
- (2) Margin Level = Measurement Value - Limit Value.

Test Mode	TX N(HT20) Mode 2412 MHz	Polarization	Vertical
-----------	--------------------------	--------------	----------

86.9 dBuV/m

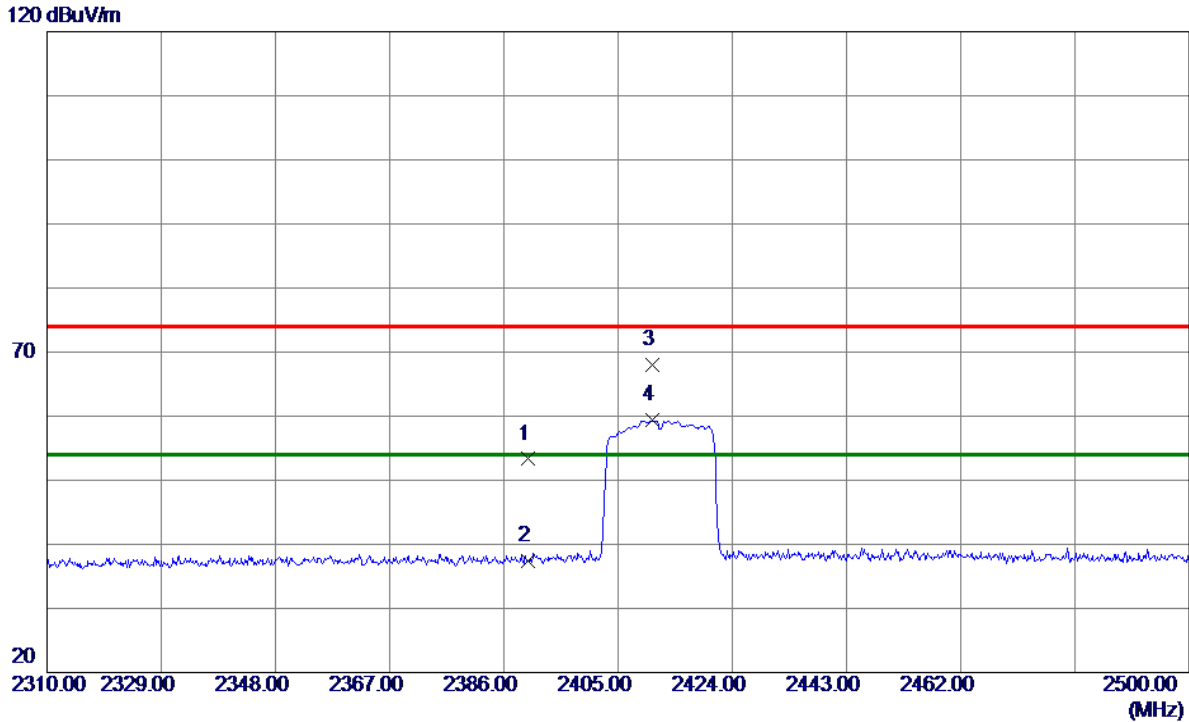


No.	Freq. MHz	Reading Level dBuV/m	Correct Factor dB	Measure ment dBuV/m	Limit dBuV/m	Margin dB	Detector	Comment
1 *	4981.8250	56.88	-16.60	40.28	74.00	-33.72	Peak	

REMARKS:

- (1) Measurement Value = Reading Level + Correct Factor.
- (2) Margin Level = Measurement Value - Limit Value.

Test Mode	TX N(HT20) Mode 2412 MHz	Polarization	Horizontal
-----------	--------------------------	--------------	------------



No.	Freq. MHz	Reading Level dBuV/m	Correct Factor dB	Measure ment dBuV/m	Limit dBuV/m	Margin dB	Detector	Comment
1	2390.0000	22.75	30.55	53.30	74.00	-20.70	Peak	
2	2390.0000	6.90	30.55	37.45	54.00	-16.55	AVG	
3	2410.7950	37.35	30.64	67.99	74.00	-6.01	Peak	
4 *	2410.7950	28.71	30.64	59.35	54.00	5.35	AVG	

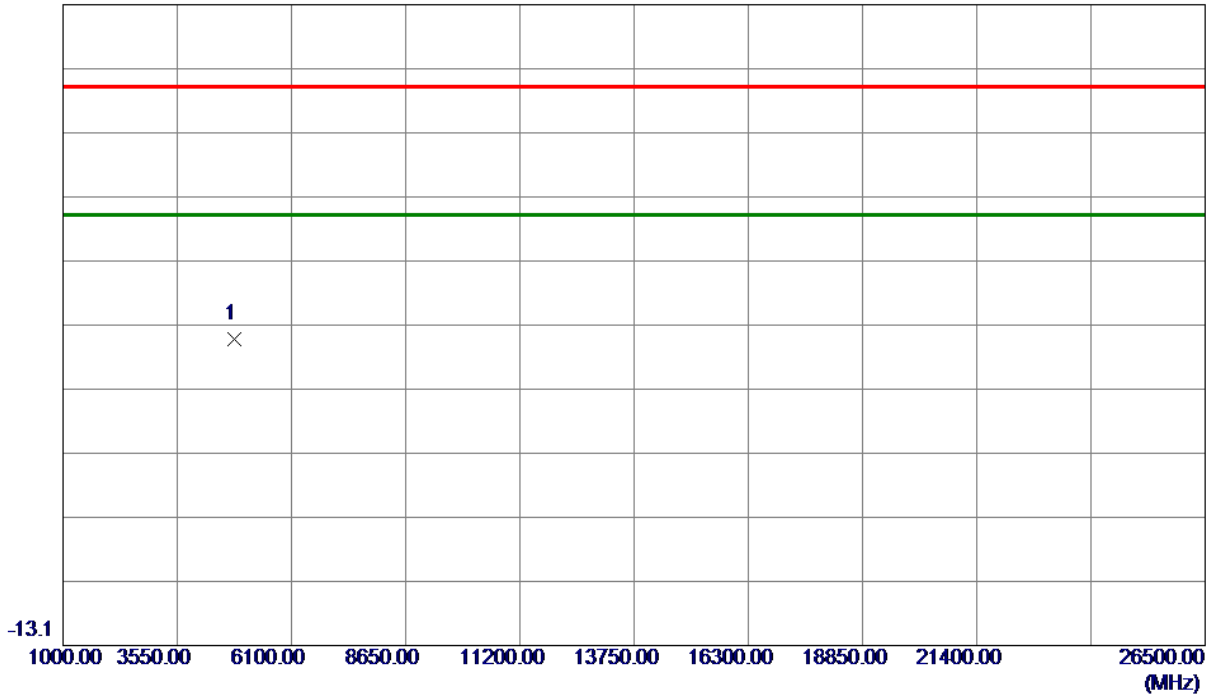
**REMARKS:**

- (1) Measurement Value = Reading Level + Correct Factor.
- (2) Margin Level = Measurement Value - Limit Value.



Test Mode	TX N(HT20) Mode 2412 MHz	Polarization	Horizontal
-----------	--------------------------	--------------	------------

86.9 dBuV/m

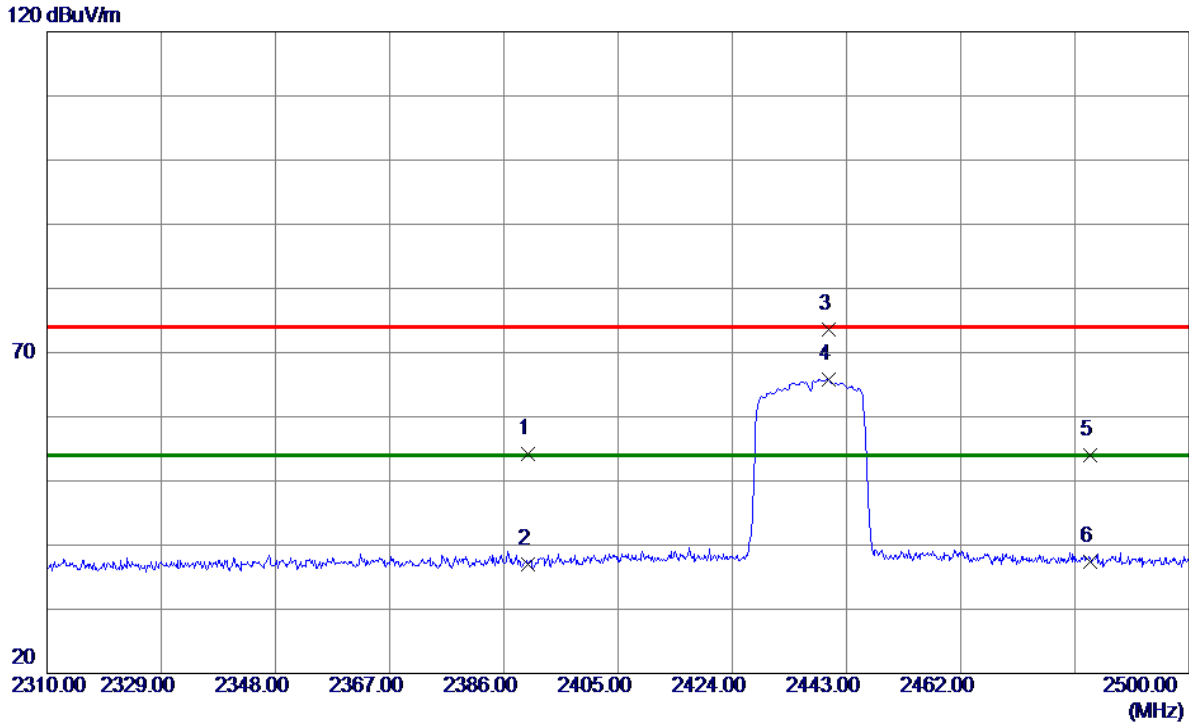


No.	Freq. MHz	Reading Level dBuV/m	Correct Factor dB	Measure ment dBuV/m	Limit dBuV/m	Margin dB	Detector	Comment
1 *	4824.0000	51.84	-17.19	34.65	74.00	-39.35	Peak	

**REMARKS:**

- (1) Measurement Value = Reading Level + Correct Factor.
- (2) Margin Level = Measurement Value - Limit Value.

Test Mode	TX N(HT20) Mode 2437 MHz	Polarization	Vertical
-----------	--------------------------	--------------	----------



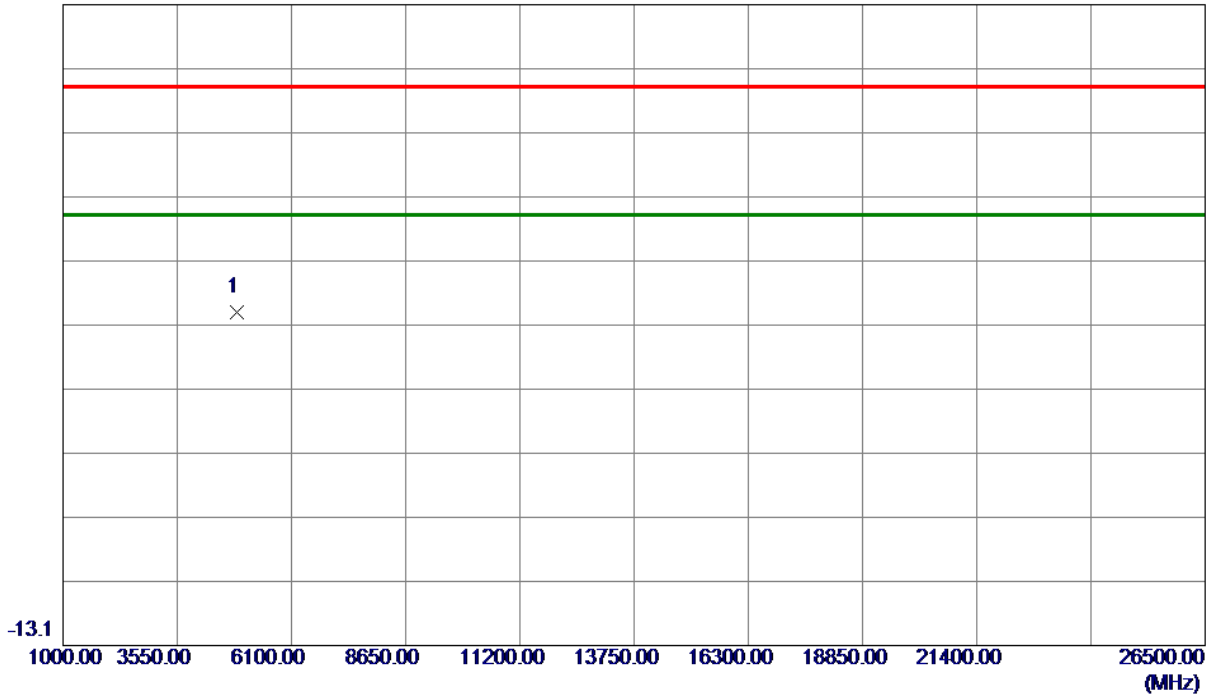
No.	Freq. MHz	Reading Level dBuV/m	Correct Factor dB	Measure ment dBuV/m	Limit dBuV/m	Margin dB	Detector	Comment
1	2390.0000	23.58	30.55	54.13	74.00	-19.87	Peak	
2	2390.0000	6.52	30.55	37.07	54.00	-16.93	AVG	
3	2440.0550	42.87	30.76	73.63	74.00	-0.37	Peak	
4 *	2440.0550	35.05	30.76	65.81	54.00	11.81	AVG	
5	2483.5000	23.12	30.94	54.06	74.00	-19.94	Peak	
6	2483.5000	6.46	30.94	37.40	54.00	-16.60	AVG	

**REMARKS:**

- (1) Measurement Value = Reading Level + Correct Factor.
- (2) Margin Level = Measurement Value - Limit Value.

Test Mode	TX N(HT20) Mode 2437 MHz	Polarization	Vertical
-----------	--------------------------	--------------	----------

86.9 dBuV/m



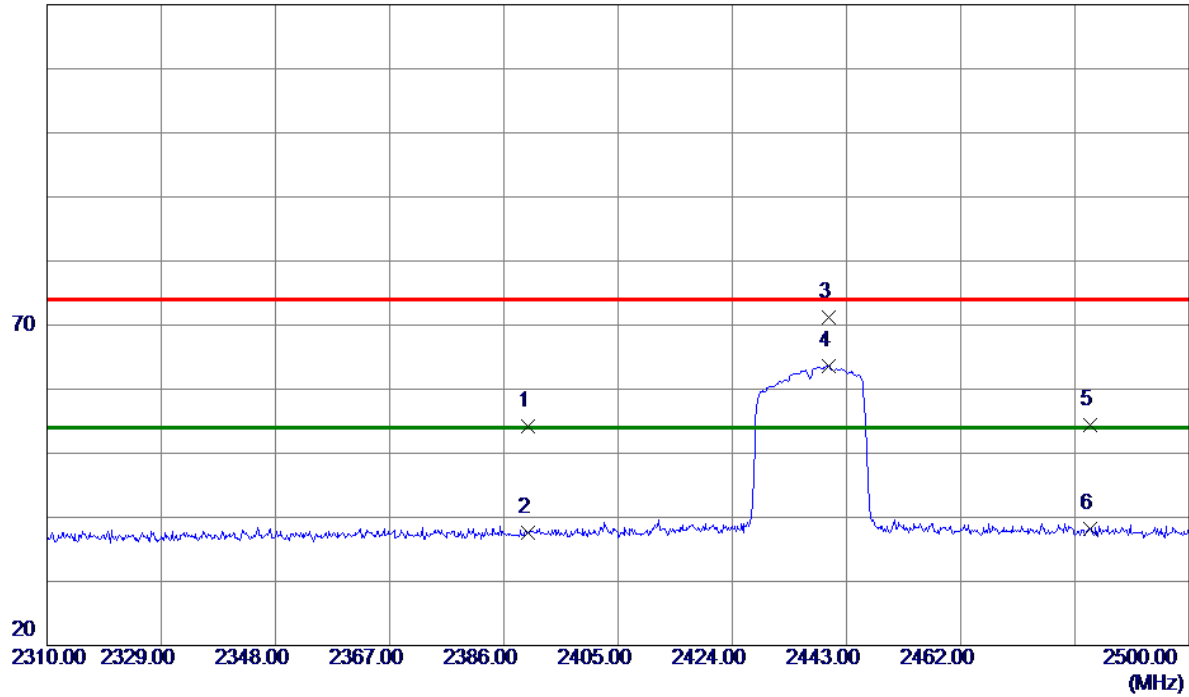
No.	Freq. MHz	Reading Level dBuV/m	Correct Factor dB	Measure ment dBuV/m	Limit dBuV/m	Margin dB	Detector	Comment
1 *	4874.0000	55.84	-17.01	38.83	74.00	-35.17	Peak	

REMARKS:

- (1) Measurement Value = Reading Level + Correct Factor.
- (2) Margin Level = Measurement Value - Limit Value.

Test Mode	TX N(HT20) Mode 2437 MHz	Polarization	Horizontal
-----------	--------------------------	--------------	------------

120 dBuV/m



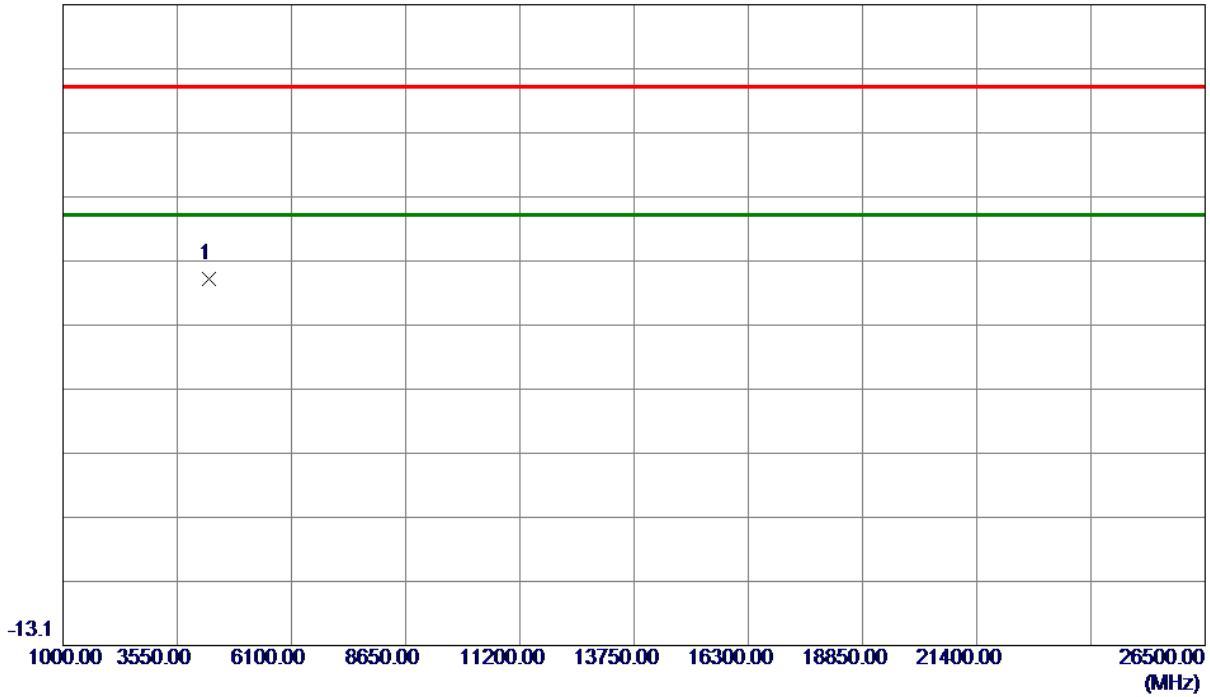
No.	Freq. MHz	Reading Level dBuV/m	Correct Factor dB	Measure ment dBuV/m	Limit dBuV/m	Margin dB	Detector	Comment
1	2390.0000	23.72	30.55	54.27	74.00	-19.73	Peak	
2	2390.0000	6.98	30.55	37.53	54.00	-16.47	AVG	
3	2439.9600	40.39	30.76	71.15	74.00	-2.85	Peak	
4 *	2439.9600	32.86	30.76	63.62	54.00	9.62	AVG	
5	2483.5000	23.40	30.94	54.34	74.00	-19.66	Peak	
6	2483.5000	7.30	30.94	38.24	54.00	-15.76	AVG	

**REMARKS:**

- (1) Measurement Value = Reading Level + Correct Factor.
- (2) Margin Level = Measurement Value - Limit Value.

Test Mode	TX N(HT20) Mode 2437 MHz	Polarization	Horizontal
-----------	--------------------------	--------------	------------

86.9 dBuV/m

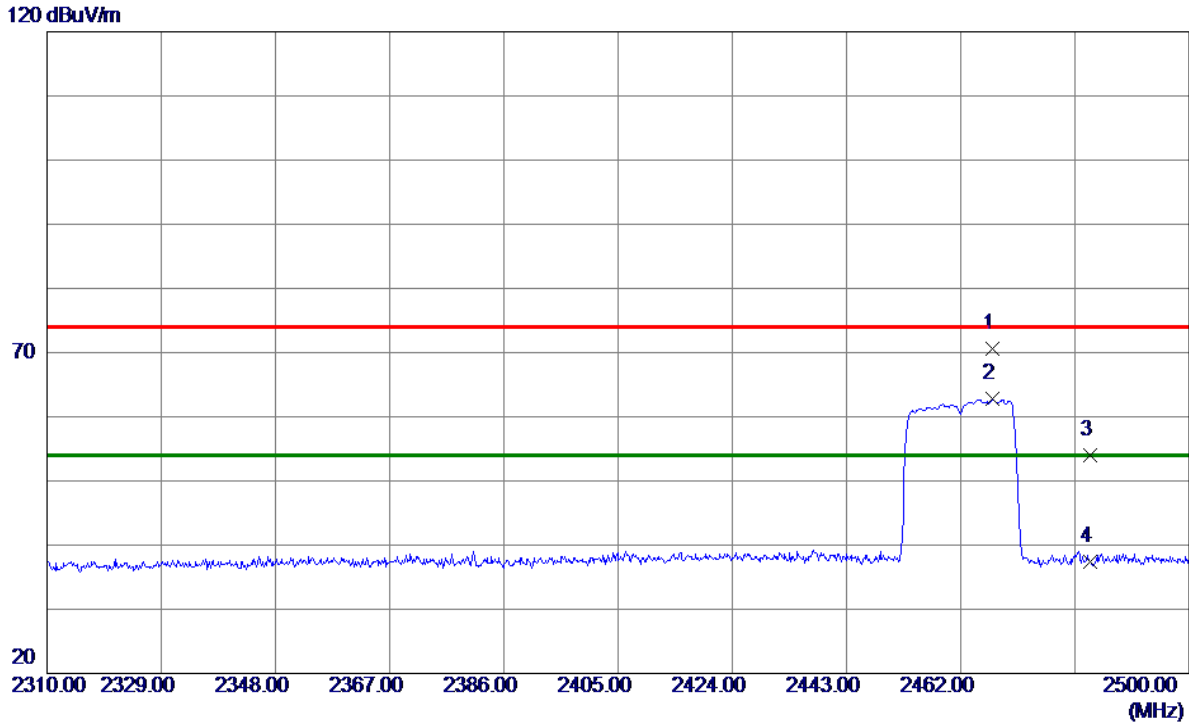


No.	Freq. MHz	Reading Level dBuV/m	Correct Factor dB	Measure ment dBuV/m	Limit dBuV/m	Margin dB	Detector	Comment
1 *	4264.0000	62.52	-18.40	44.12	74.00	-29.88	Peak	

REMARKS:

- (1) Measurement Value = Reading Level + Correct Factor.
- (2) Margin Level = Measurement Value - Limit Value.

Test Mode	TX N(HT20) Mode 2462 MHz	Polarization	Vertical
-----------	--------------------------	--------------	----------



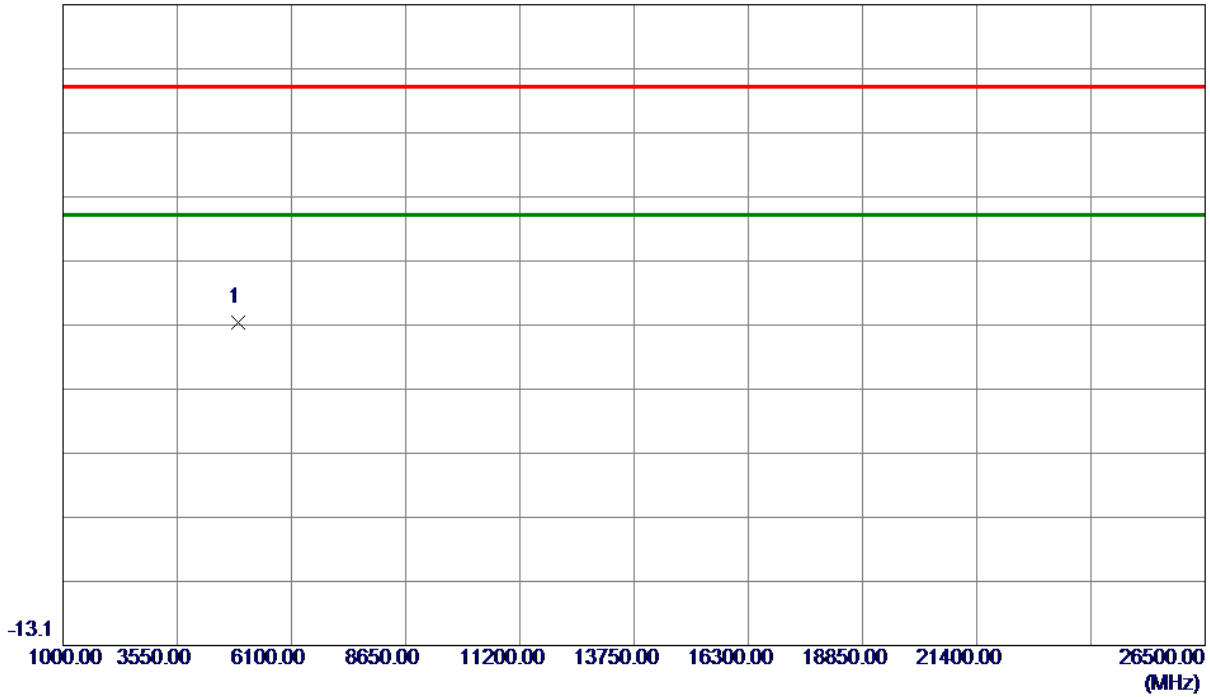
No.	Freq. MHz	Reading Level dBuV/m	Correct Factor dB	Measure ment dBuV/m	Limit dBuV/m	Margin dB	Detector	Comment
1	2467.3200	39.69	30.87	70.56	74.00	-3.44	Peak	
2 *	2467.3200	31.84	30.87	62.71	54.00	8.71	AVG	
3	2483.5000	22.97	30.94	53.91	74.00	-20.09	Peak	
4	2483.5000	6.42	30.94	37.36	54.00	-16.64	AVG	

REMARKS:

- (1) Measurement Value = Reading Level + Correct Factor.
- (2) Margin Level = Measurement Value - Limit Value.

Test Mode	TX N(HT20) Mode 2462 MHz	Polarization	Vertical
-----------	--------------------------	--------------	----------

86.9 dBuV/m

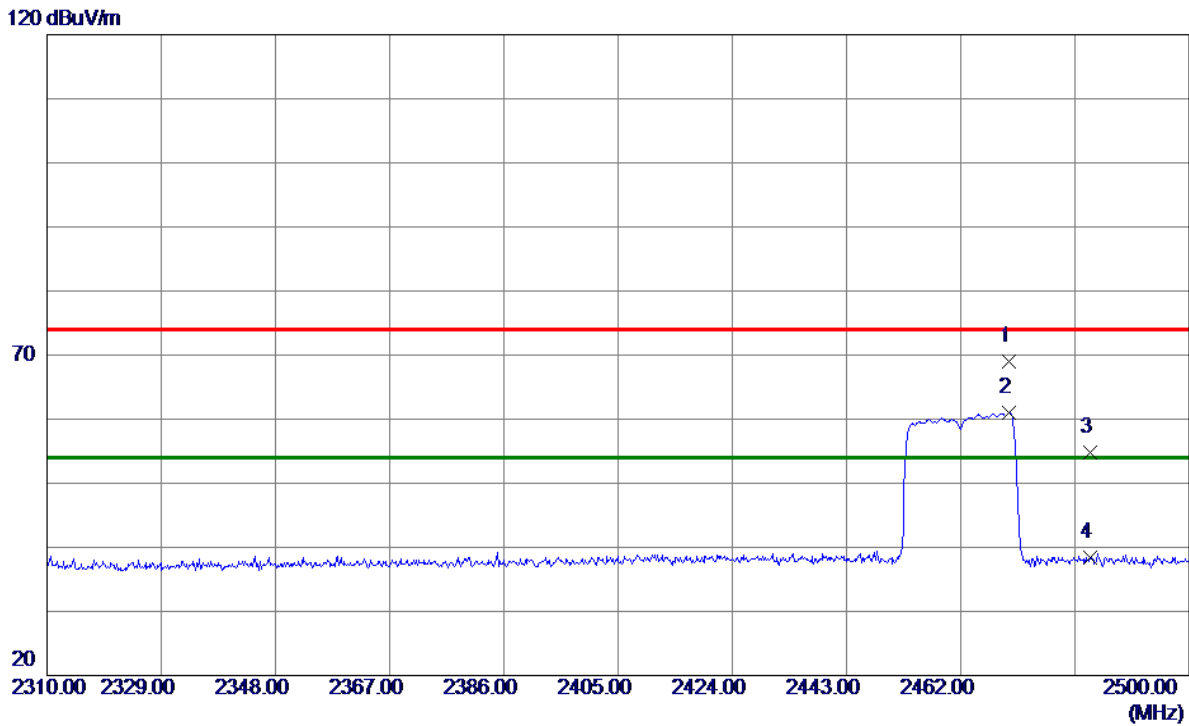


No.	Freq. MHz	Reading Level dBuV/m	Correct Factor dB	Measure ment dBuV/m	Limit dBuV/m	Margin dB	Detector	Comment
1 *	4924.0000	54.16	-16.82	37.34	74.00	-36.66	Peak	

REMARKS:

- (1) Measurement Value = Reading Level + Correct Factor.
- (2) Margin Level = Measurement Value - Limit Value.

Test Mode	TX N(HT20) Mode 2462 MHz	Polarization	Horizontal
-----------	--------------------------	--------------	------------



No.	Freq. MHz	Reading Level dBuV/m	Correct Factor dB	Measure ment dBuV/m	Limit dBuV/m	Margin dB	Detector	Comment
1	2470.0750	38.16	30.88	69.04	74.00	-4.96	Peak	
2 *	2470.0750	30.11	30.88	60.99	54.00	6.99	AVG	
3	2483.5000	23.79	30.94	54.73	74.00	-19.27	Peak	
4	2483.5000	7.50	30.94	38.44	54.00	-15.56	AVG	

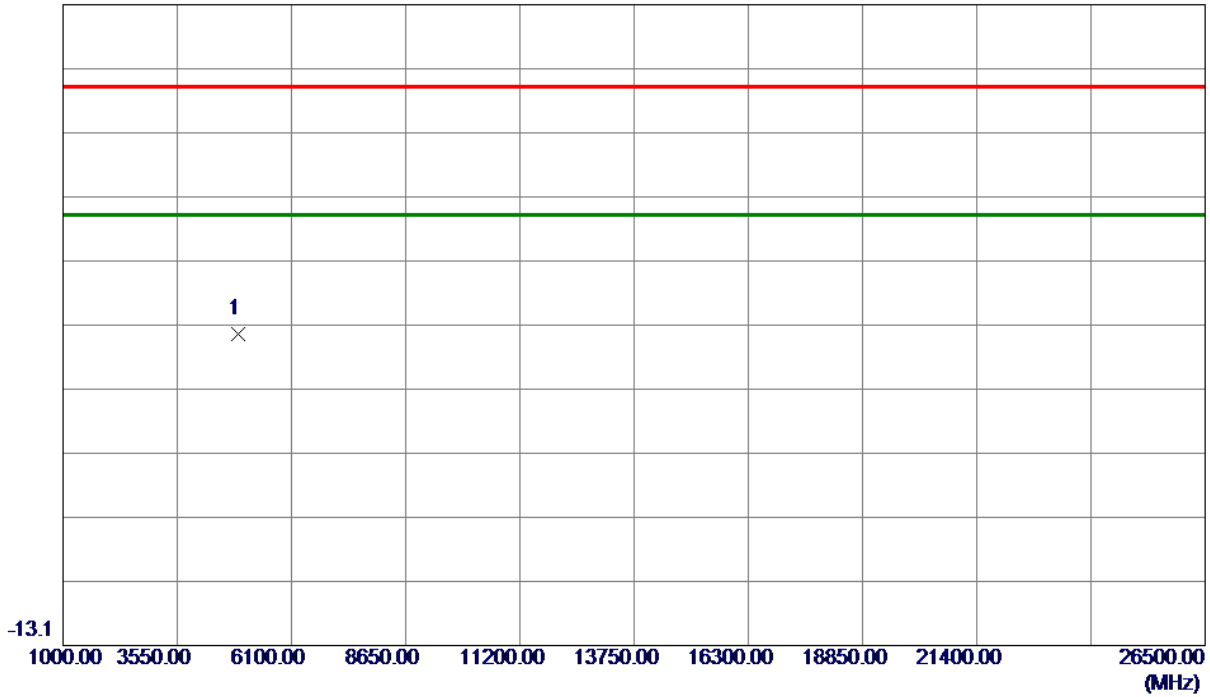
**REMARKS:**

- (1) Measurement Value = Reading Level + Correct Factor.
- (2) Margin Level = Measurement Value - Limit Value.



Test Mode	TX N(HT20) Mode 2462 MHz	Polarization	Horizontal
-----------	--------------------------	--------------	------------

86.9 dBuV/m

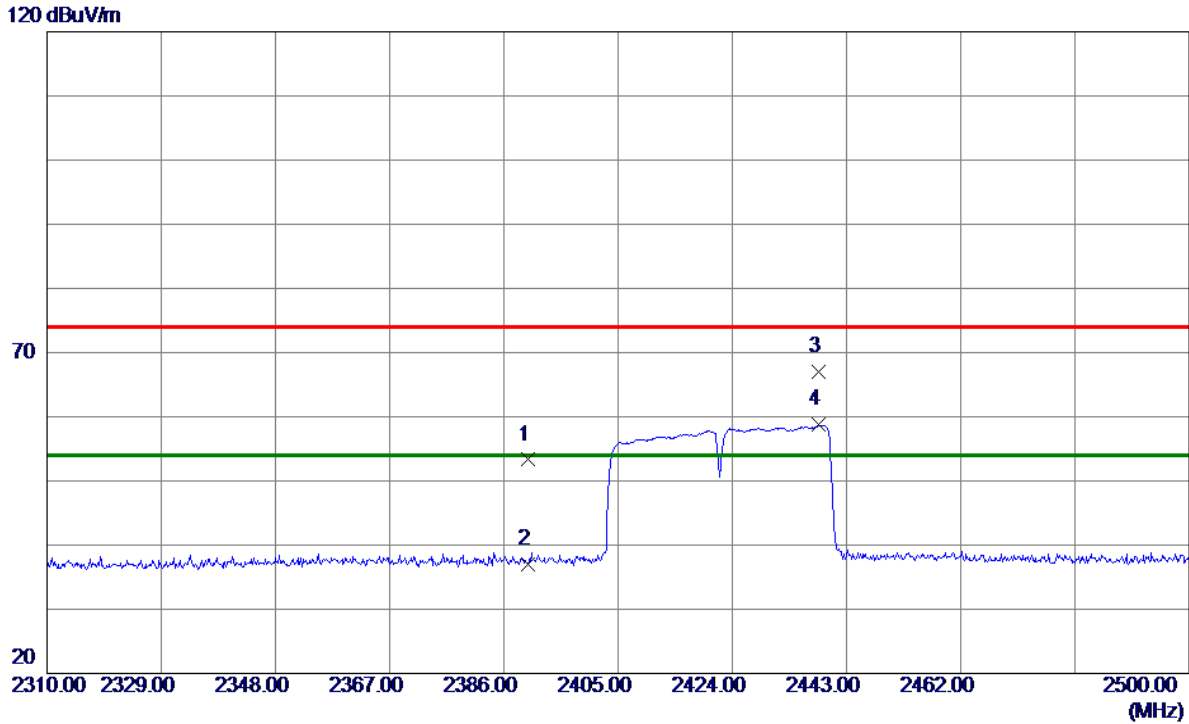


No.	Freq. MHz	Reading Level dBuV/m	Correct Factor dB	Measure ment dBuV/m	Limit dBuV/m	Margin dB	Detector	Comment
1 *	4924.0000	52.40	-16.82	35.58	74.00	-38.42	Peak	

REMARKS:

- (1) Measurement Value = Reading Level + Correct Factor.
- (2) Margin Level = Measurement Value - Limit Value.

Test Mode	TX N(HT40) Mode 2422 MHz	Polarization	Vertical
-----------	--------------------------	--------------	----------



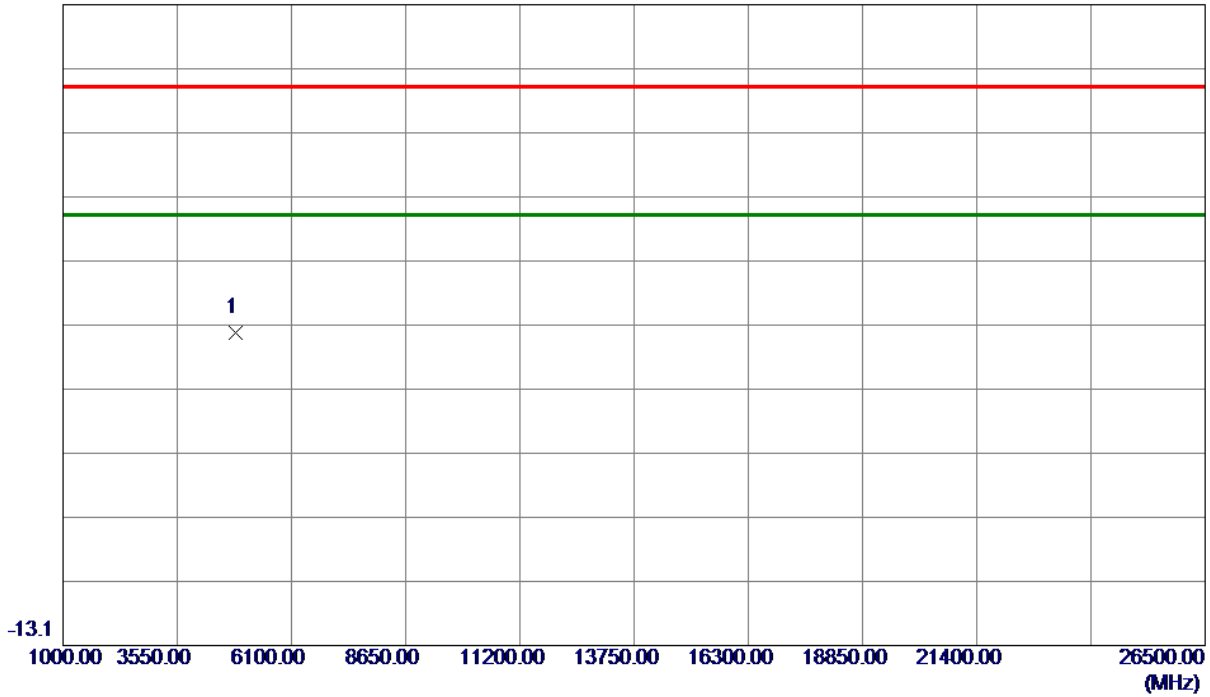
No.	Freq. MHz	Reading Level dBuV/m	Correct Factor dB	Measure ment dBuV/m	Limit dBuV/m	Margin dB	Detector	Comment
1	2390.0000	22.75	30.55	53.30	74.00	-20.70	Peak	
2	2390.0000	6.42	30.55	36.97	54.00	-17.03	AVG	
3	2438.3450	36.28	30.75	67.03	74.00	-6.97	Peak	
4 *	2438.3450	27.96	30.75	58.71	54.00	4.71	AVG	

**REMARKS:**

- (1) Measurement Value = Reading Level + Correct Factor.
- (2) Margin Level = Measurement Value - Limit Value.

Test Mode	TX N(HT40) Mode 2422 MHz	Polarization	Vertical
-----------	--------------------------	--------------	----------

86.9 dBuV/m



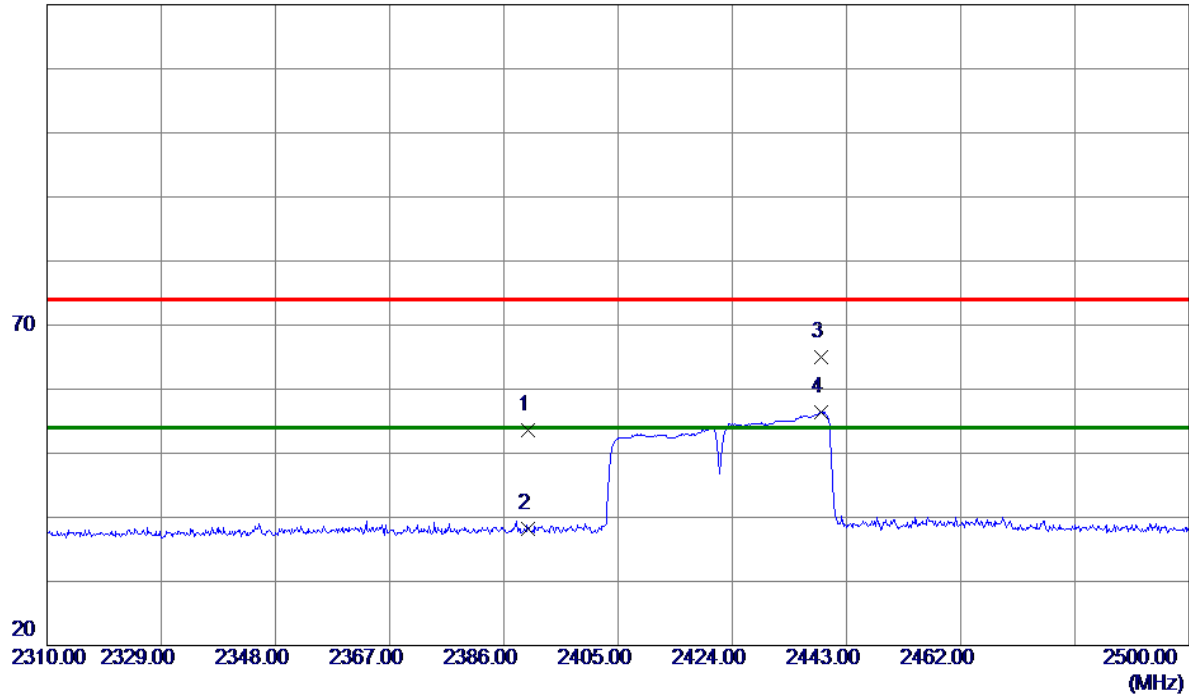
No.	Freq. MHz	Reading Level dBuV/m	Correct Factor dB	Measure ment dBuV/m	Limit dBuV/m	Margin dB	Detector	Comment
1 *	4844.0000	52.73	-17.12	35.61	74.00	-38.39	Peak	

**REMARKS:**

- (1) Measurement Value = Reading Level + Correct Factor.
- (2) Margin Level = Measurement Value - Limit Value.

Test Mode	TX N(HT40) Mode 2422 MHz	Polarization	Horizontal
-----------	--------------------------	--------------	------------

120 dBuV/m



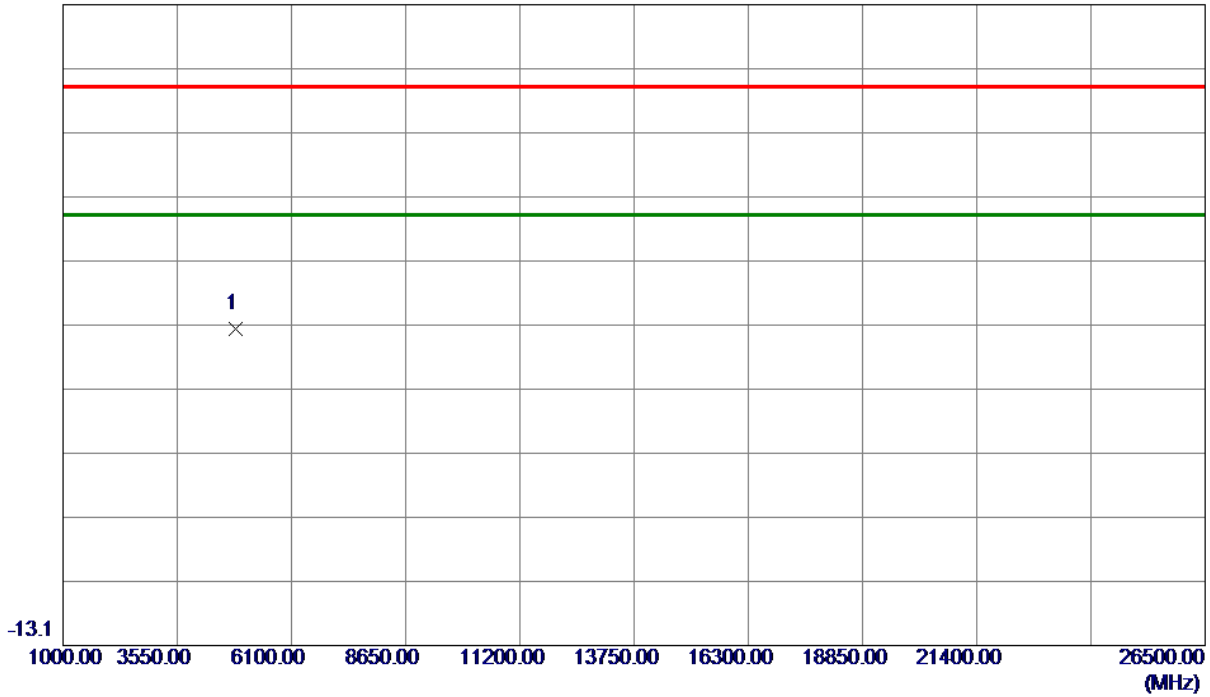
No.	Freq. MHz	Reading Level dBuV/m	Correct Factor dB	Measure ment dBuV/m	Limit dBuV/m	Margin dB	Detector	Comment
1	2390.0000	23.07	30.55	53.62	74.00	-20.38	Peak	
2	2390.0000	7.60	30.55	38.15	54.00	-15.85	AVG	
3	2438.7250	34.16	30.75	64.91	74.00	-9.09	Peak	
4 *	2438.7250	25.70	30.75	56.45	54.00	2.45	AVG	

**REMARKS:**

- (1) Measurement Value = Reading Level + Correct Factor.
- (2) Margin Level = Measurement Value - Limit Value.

Test Mode	TX N(HT40) Mode 2422 MHz	Polarization	Horizontal
-----------	--------------------------	--------------	------------

86.9 dBuV/m

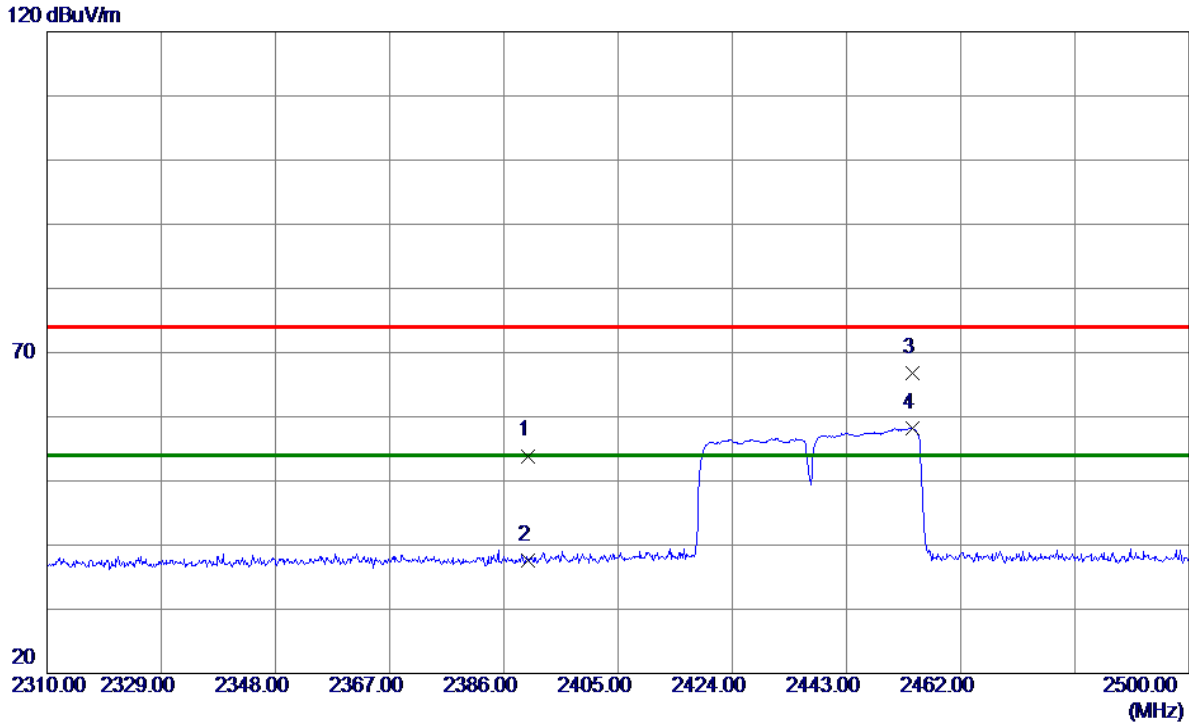


No.	Freq. MHz	Reading Level dBuV/m	Correct Factor dB	Measure ment dBuV/m	Limit dBuV/m	Margin dB	Detector	Comment
1 *	4844.0000	53.42	-17.12	36.30	74.00	-37.70	Peak	

**REMARKS:**

- (1) Measurement Value = Reading Level + Correct Factor.
- (2) Margin Level = Measurement Value - Limit Value.

Test Mode	TX N(HT40) Mode 2437 MHz	Polarization	Vertical
-----------	--------------------------	--------------	----------



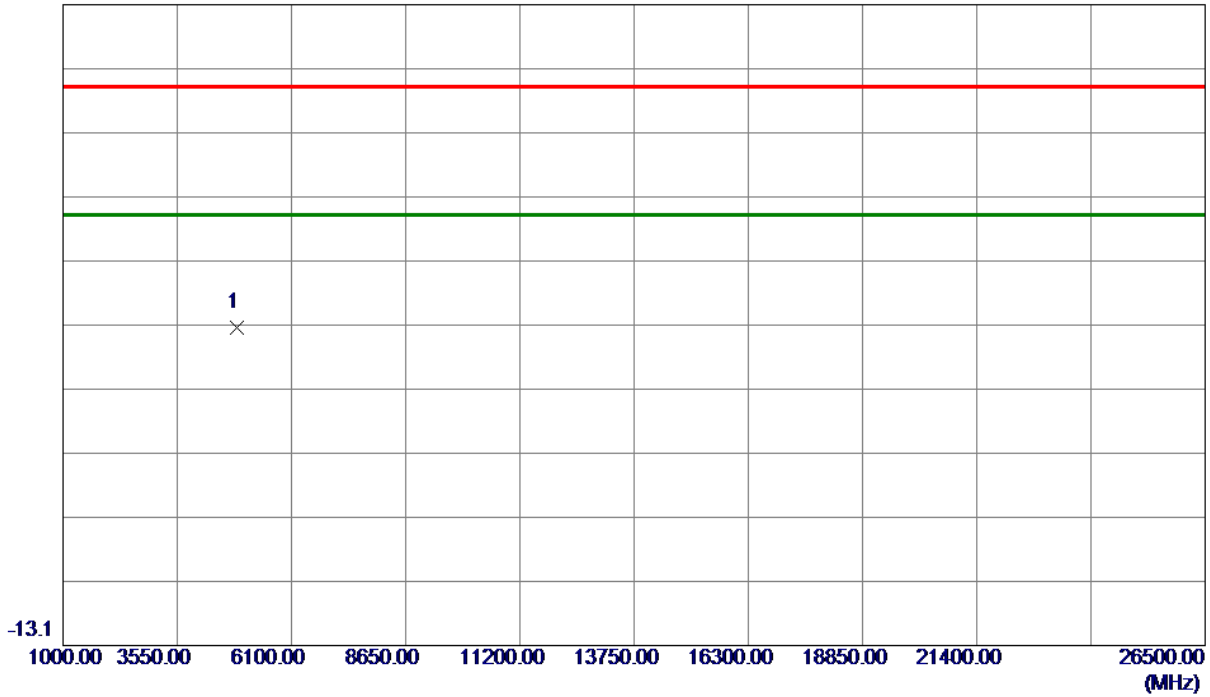
No.	Freq. MHz	Reading Level dBuV/m	Correct Factor dB	Measure ment dBuV/m	Limit dBuV/m	Margin dB	Detector	Comment
1	2390.0000	23.35	30.55	53.90	74.00	-20.10	Peak	
2	2390.0000	7.10	30.55	37.65	54.00	-16.35	AVG	
3	2453.9250	35.92	30.82	66.74	74.00	-7.26	Peak	
4 *	2453.9250	27.46	30.82	58.28	54.00	4.28	AVG	

**REMARKS:**

- (1) Measurement Value = Reading Level + Correct Factor.
- (2) Margin Level = Measurement Value - Limit Value.

Test Mode	TX N(HT40) Mode 2437 MHz	Polarization	Vertical
-----------	--------------------------	--------------	----------

86.9 dBuV/m

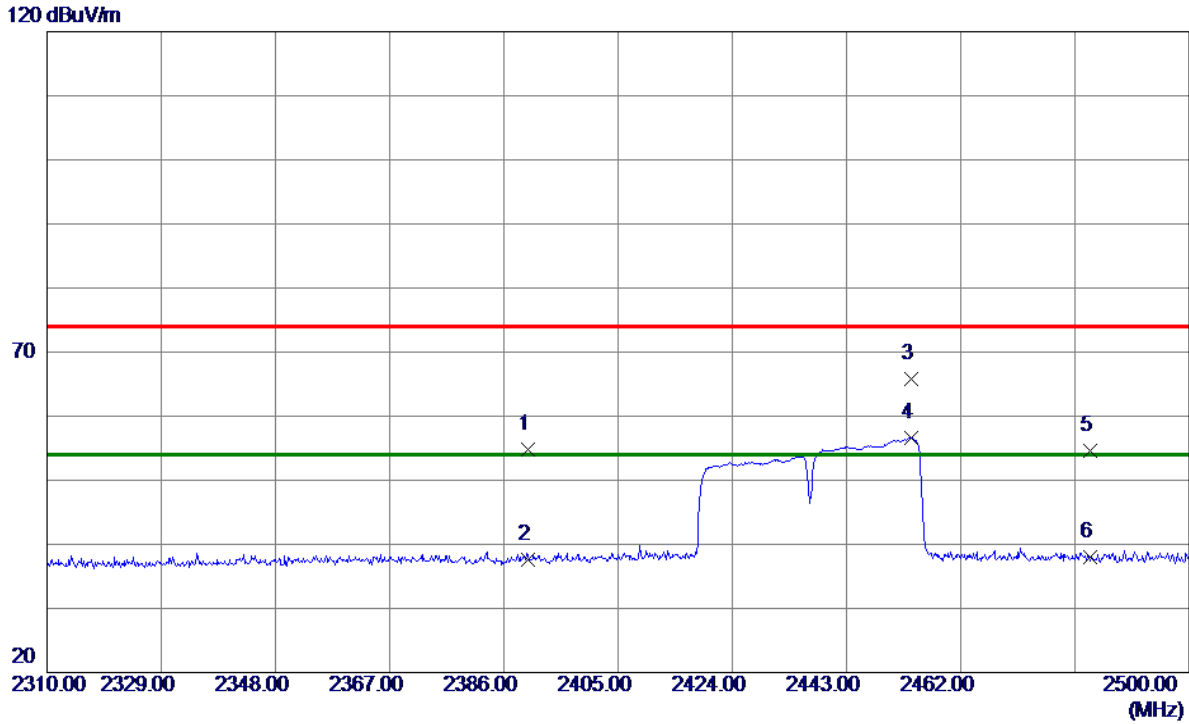


No.	Freq. MHz	Reading Level dBuV/m	Correct Factor dB	Measure ment dBuV/m	Limit dBuV/m	Margin dB	Detector	Comment
1 *	4874.0000	53.53	-17.01	36.52	74.00	-37.48	Peak	

REMARKS:

- (1) Measurement Value = Reading Level + Correct Factor.
- (2) Margin Level = Measurement Value - Limit Value.

Test Mode	TX N(HT40) Mode 2437 MHz	Polarization	Horizontal
-----------	--------------------------	--------------	------------



No.	Freq. MHz	Reading Level dBuV/m	Correct Factor dB	Measure ment dBuV/m	Limit dBuV/m	Margin dB	Detector	Comment
1	2390.0000	24.22	30.55	54.77	74.00	-19.23	Peak	
2	2390.0000	7.09	30.55	37.64	54.00	-16.36	AVG	
3	2453.8300	34.94	30.82	65.76	74.00	-8.24	Peak	
4 *	2453.8300	25.74	30.82	56.56	54.00	2.56	AVG	
5	2483.5000	23.61	30.94	54.55	74.00	-19.45	Peak	
6	2483.5000	6.98	30.94	37.92	54.00	-16.08	AVG	

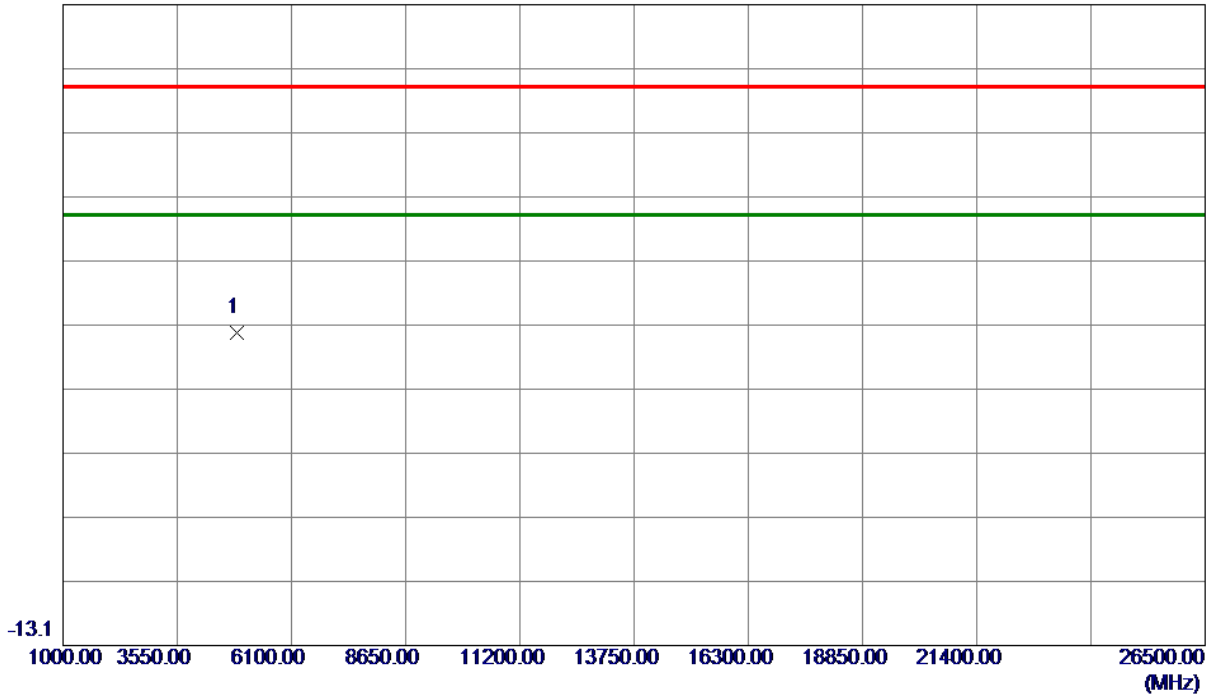
**REMARKS:**

- (1) Measurement Value = Reading Level + Correct Factor.
- (2) Margin Level = Measurement Value - Limit Value.



Test Mode	TX N(HT40) Mode 2437 MHz	Polarization	Horizontal
-----------	--------------------------	--------------	------------

86.9 dBuV/m

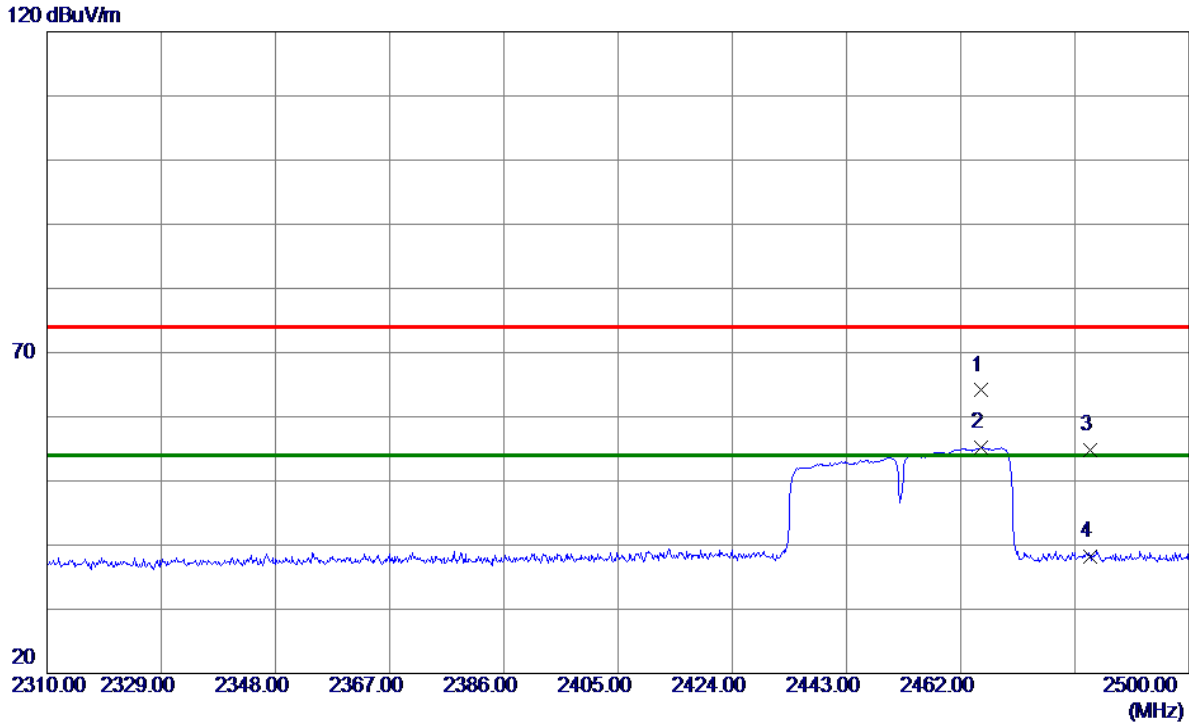


No.	Freq. MHz	Reading Level dBuV/m	Correct Factor dB	Measure ment dBuV/m	Limit dBuV/m	Margin dB	Detector	Comment
1 *	4874.0000	52.66	-17.01	35.65	74.00	-38.35	Peak	

**REMARKS:**

- (1) Measurement Value = Reading Level + Correct Factor.
- (2) Margin Level = Measurement Value - Limit Value.

Test Mode	TX N(HT40) Mode 2452 MHz	Polarization	Vertical
-----------	--------------------------	--------------	----------



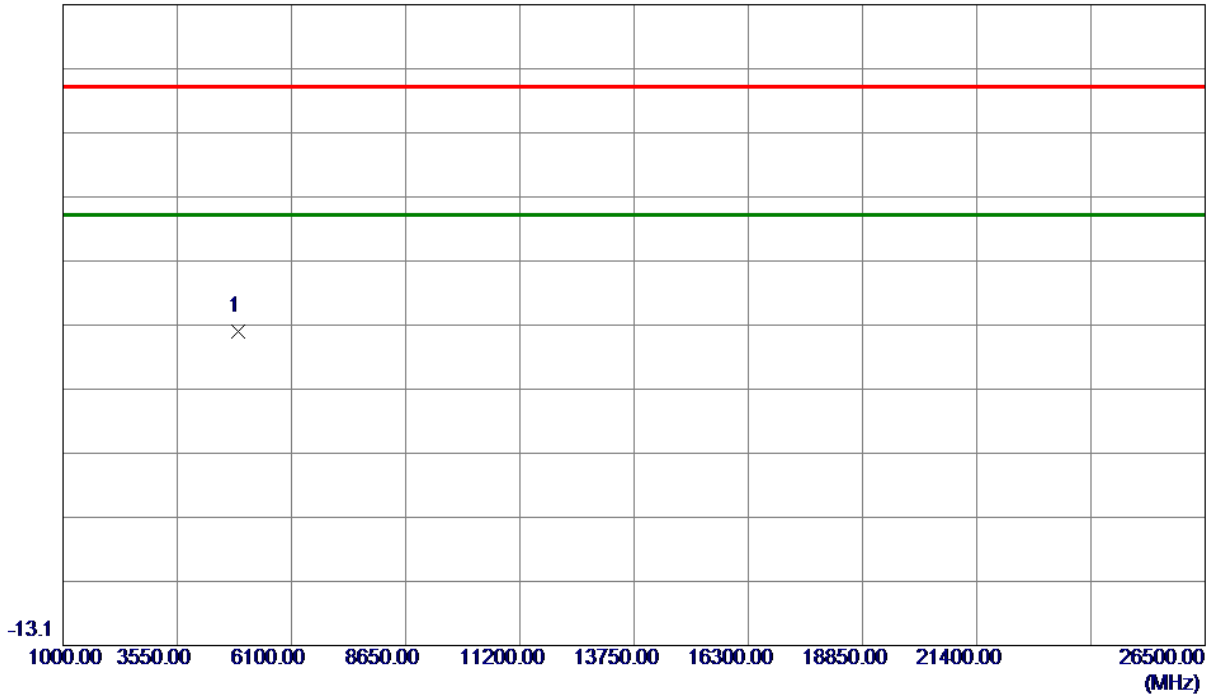
No.	Freq. MHz	Reading Level dBuV/m	Correct Factor dB	Measure ment dBuV/m	Limit dBuV/m	Margin dB	Detector	Comment
1	2465.3250	33.24	30.86	64.10	74.00	-9.90	Peak	
2 *	2465.3250	24.38	30.86	55.24	54.00	1.24	AVG	
3	2483.5000	23.77	30.94	54.71	74.00	-19.29	Peak	
4	2483.5000	7.25	30.94	38.19	54.00	-15.81	AVG	

**REMARKS:**

- (1) Measurement Value = Reading Level + Correct Factor.
- (2) Margin Level = Measurement Value - Limit Value.

Test Mode	TX N(HT40) Mode 2452 MHz	Polarization	Vertical
-----------	--------------------------	--------------	----------

86.9 dBuV/m

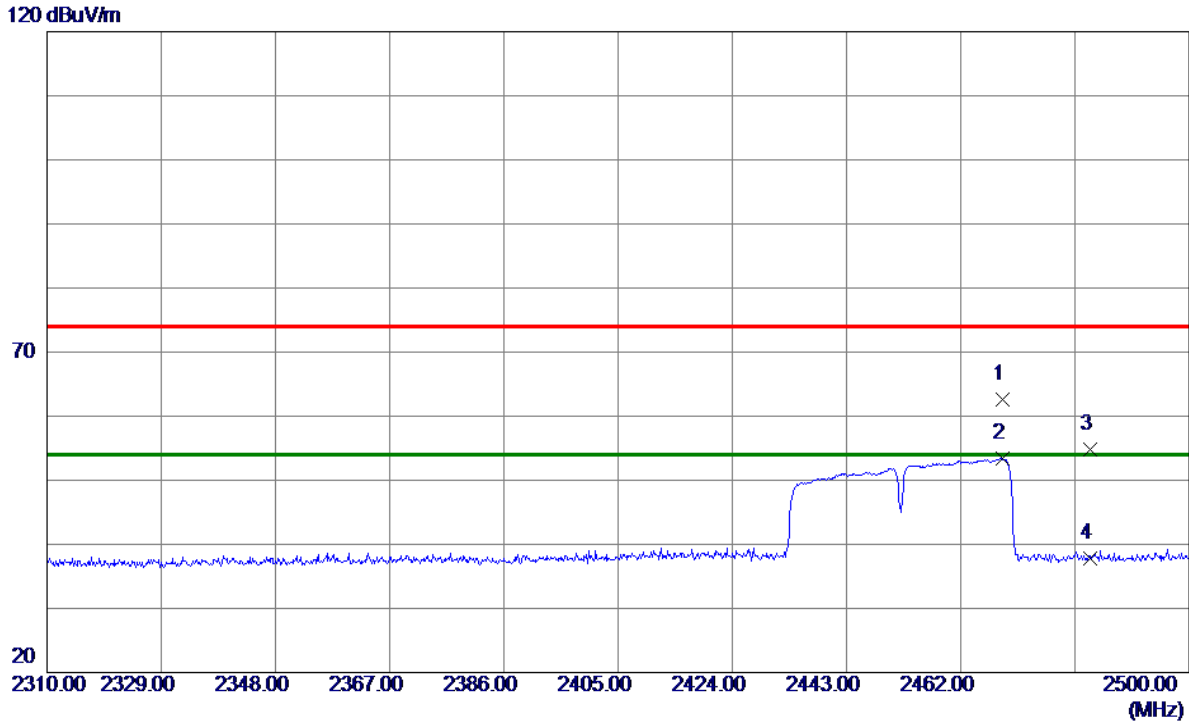


No.	Freq. MHz	Reading Level dBuV/m	Correct Factor dB	Measure ment dBuV/m	Limit dBuV/m	Margin dB	Detector	Comment
1 *	4904.0000	52.86	-16.89	35.97	74.00	-38.03	Peak	

**REMARKS:**

- (1) Measurement Value = Reading Level + Correct Factor.
- (2) Margin Level = Measurement Value - Limit Value.

Test Mode	TX N(HT40) Mode 2452 MHz	Polarization	Horizontal
-----------	--------------------------	--------------	------------



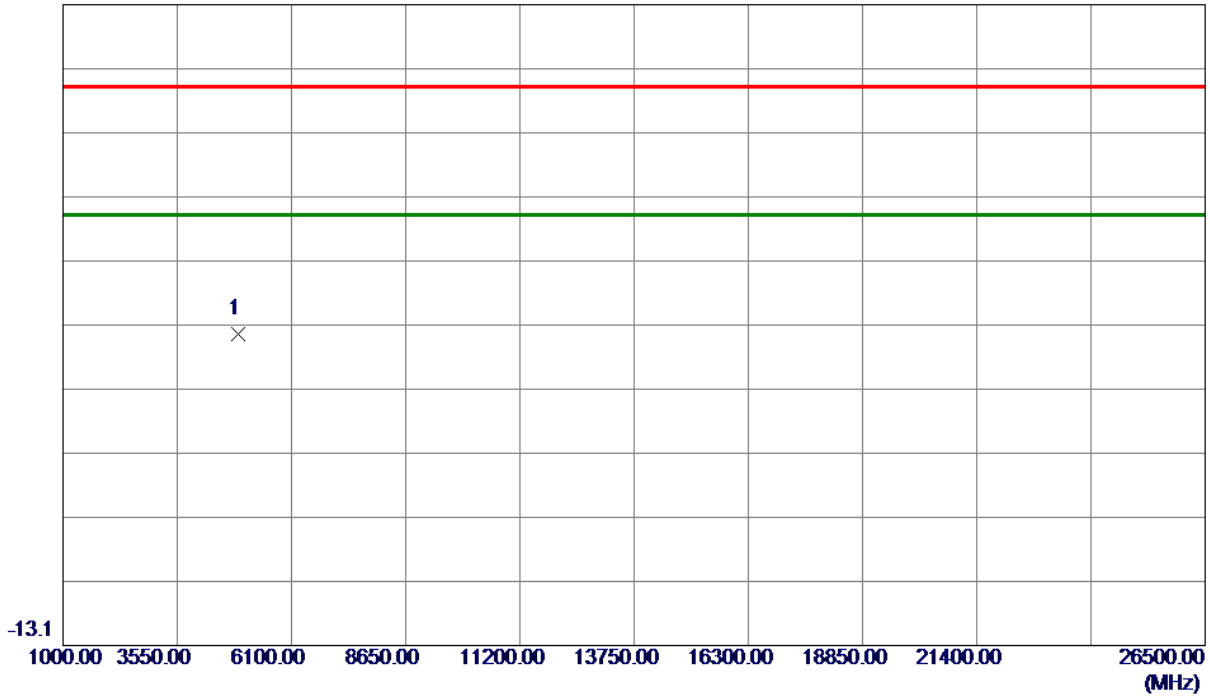
No.	Freq. MHz	Reading Level dBuV/m	Correct Factor dB	Measure ment dBuV/m	Limit dBuV/m	Margin dB	Detector	Comment
1	2468.9350	31.65	30.88	62.53	74.00	-11.47	Peak	
2 *	2468.9350	22.60	30.88	53.48	54.00	-0.52	AVG	
3	2483.5000	23.83	30.94	54.77	74.00	-19.23	Peak	
4	2483.5000	6.82	30.94	37.76	54.00	-16.24	AVG	

**REMARKS:**

- (1) Measurement Value = Reading Level + Correct Factor.
- (2) Margin Level = Measurement Value - Limit Value.

Test Mode	TX N(HT40) Mode 2452 MHz	Polarization	Horizontal
-----------	--------------------------	--------------	------------

86.9 dBuV/m



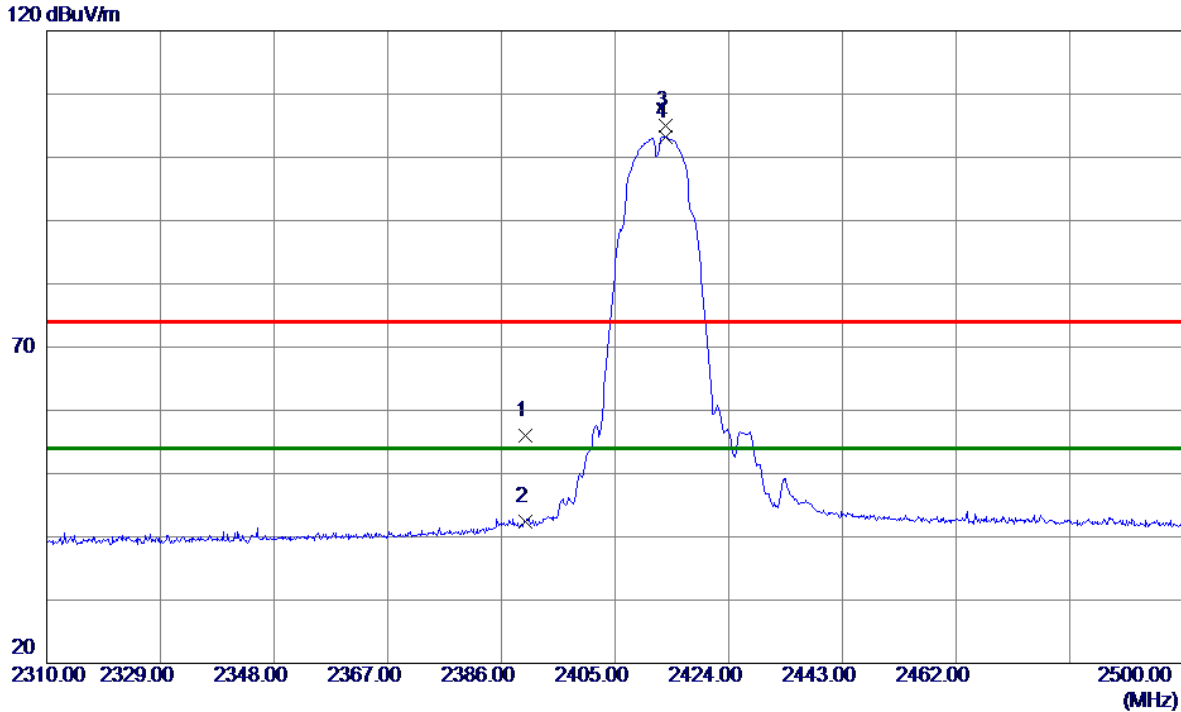
No.	Freq. MHz	Reading Level dBuV/m	Correct Factor dB	Measure ment dBuV/m	Limit dBuV/m	Margin dB	Detector	Comment
1 *	4904.0000	52.45	-16.89	35.56	74.00	-38.44	Peak	

REMARKS:

- (1) Measurement Value = Reading Level + Correct Factor.
- (2) Margin Level = Measurement Value - Limit Value.

### For Omni Directional antenna

Test Mode	TX B Mode 2412 MHz	Polarization	Vertical
-----------	--------------------	--------------	----------



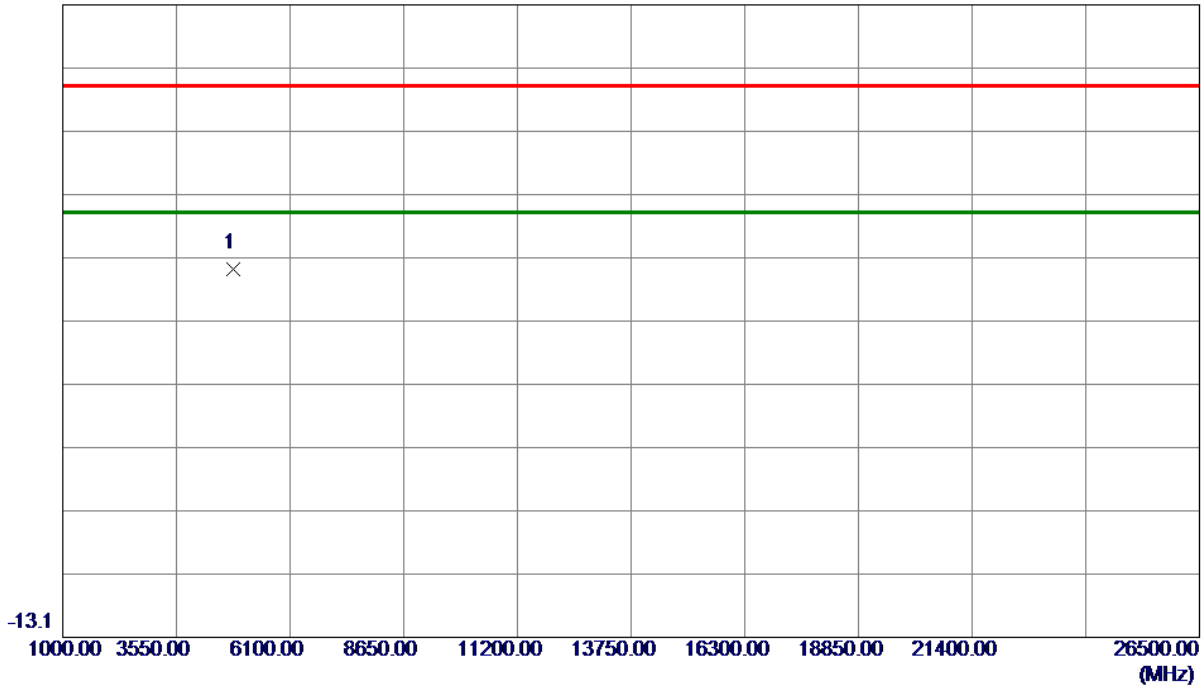
No.	Freq. MHz	Reading Level dBuV/m	Correct Factor dB	Measure ment dBuV/m	Limit dBuV/m	Margin dB	Detector	Comment
1	2390.0000	25.41	30.55	55.96	74.00	-18.04	Peak	
2	2390.0000	11.88	30.55	42.43	54.00	-11.57	AVG	
3	2413.3600	74.42	30.65	105.07	74.00	31.07	Peak	
4 *	2413.3600	72.59	30.65	103.24	54.00	49.24	AVG	

**REMARKS:**

- (1) Measurement Value = Reading Level + Correct Factor.
- (2) Margin Level = Measurement Value - Limit Value.

Test Mode	TX B Mode 2412 MHz	Polarization	Vertical
-----------	--------------------	--------------	----------

86.9 dBuV/m

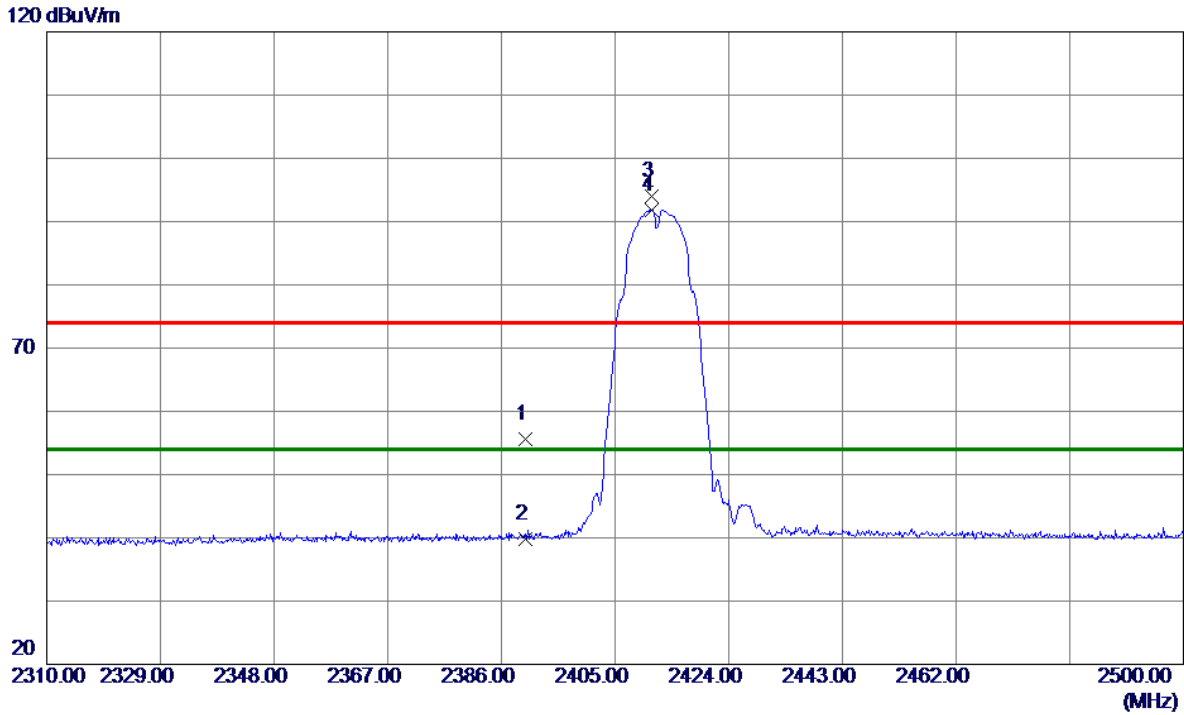


No.	Freq. MHz	Reading Level dBuV/m	Correct Factor dB	Measure ment dBuV/m	Limit dBuV/m	Margin dB	Detector	Comment
1 *	4823.7250	62.39	-17.19	45.20	74.00	-28.80	Peak	

**REMARKS:**

- (1) Measurement Value = Reading Level + Correct Factor.
- (2) Margin Level = Measurement Value - Limit Value.

Test Mode	TX B Mode 2412 MHz	Polarization	Horizontal
-----------	--------------------	--------------	------------



No.	Freq. MHz	Reading Level dBuV/m	Correct Factor dB	Measure ment dBuV/m	Limit dBuV/m	Margin dB	Detector	Comment
1	2390.0000	24.97	30.55	55.52	74.00	-18.48	Peak	
2	2390.0000	9.16	30.55	39.71	54.00	-14.29	AVG	
3	2411.1750	63.27	30.64	93.91	74.00	19.91	Peak	
4 *	2411.1750	61.18	30.64	91.82	54.00	37.82	AVG	

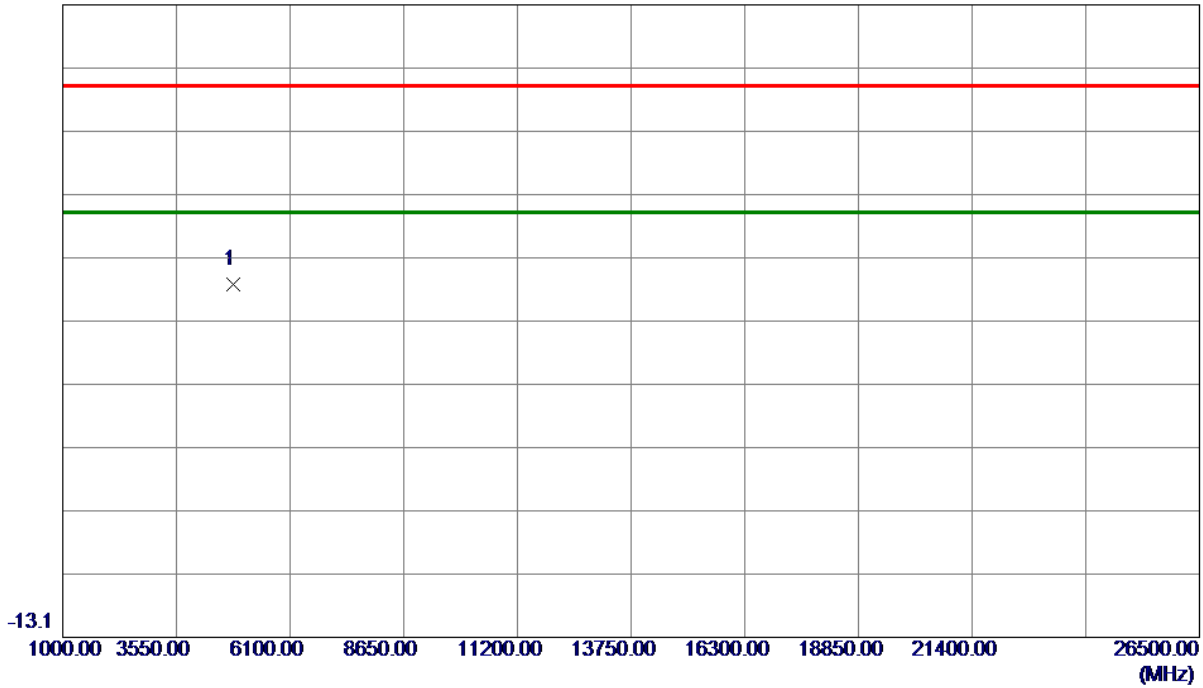
**REMARKS:**

- (1) Measurement Value = Reading Level + Correct Factor.
- (2) Margin Level = Measurement Value - Limit Value.



Test Mode	TX B Mode 2412 MHz	Polarization	Horizontal
-----------	--------------------	--------------	------------

86.9 dBuV/m



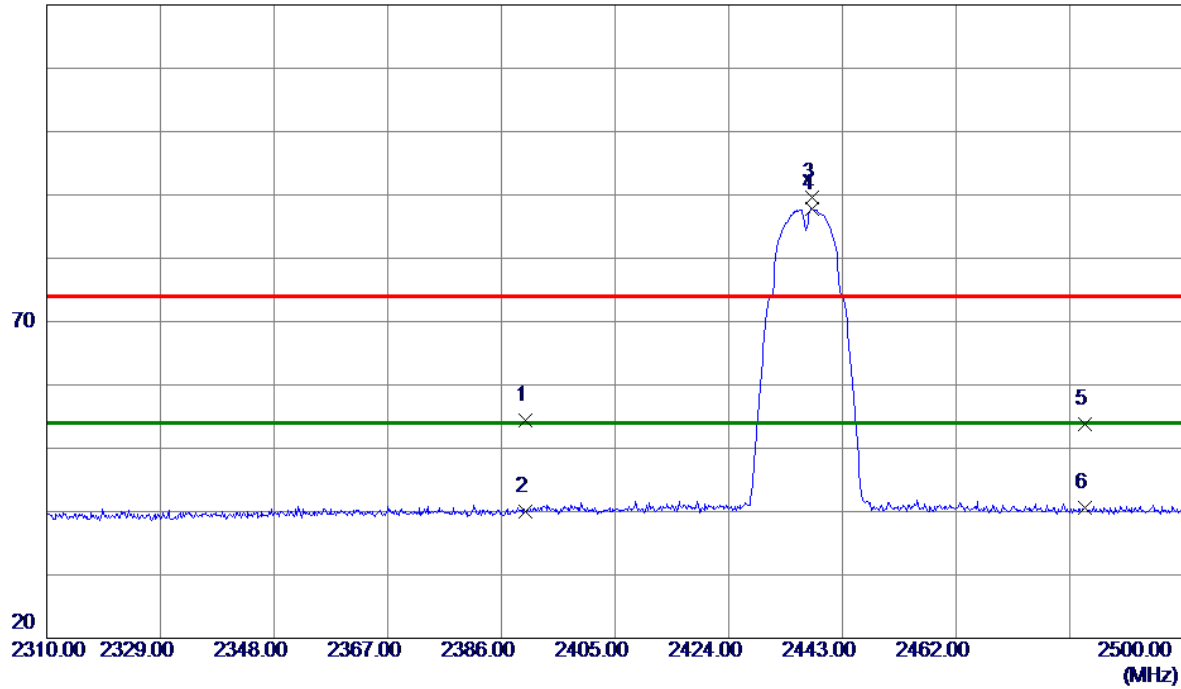
No.	Freq. MHz	Reading Level dBuV/m	Correct Factor dB	Measure ment dBuV/m	Limit dBuV/m	Margin dB	Detector	Comment
1 *	4823.7250	59.91	-17.19	42.72	74.00	-31.28	Peak	

**REMARKS:**

- (1) Measurement Value = Reading Level + Correct Factor.
- (2) Margin Level = Measurement Value - Limit Value.

Test Mode	TX B Mode 2437 MHz	Polarization	Vertical
-----------	--------------------	--------------	----------

120 dBuV/m



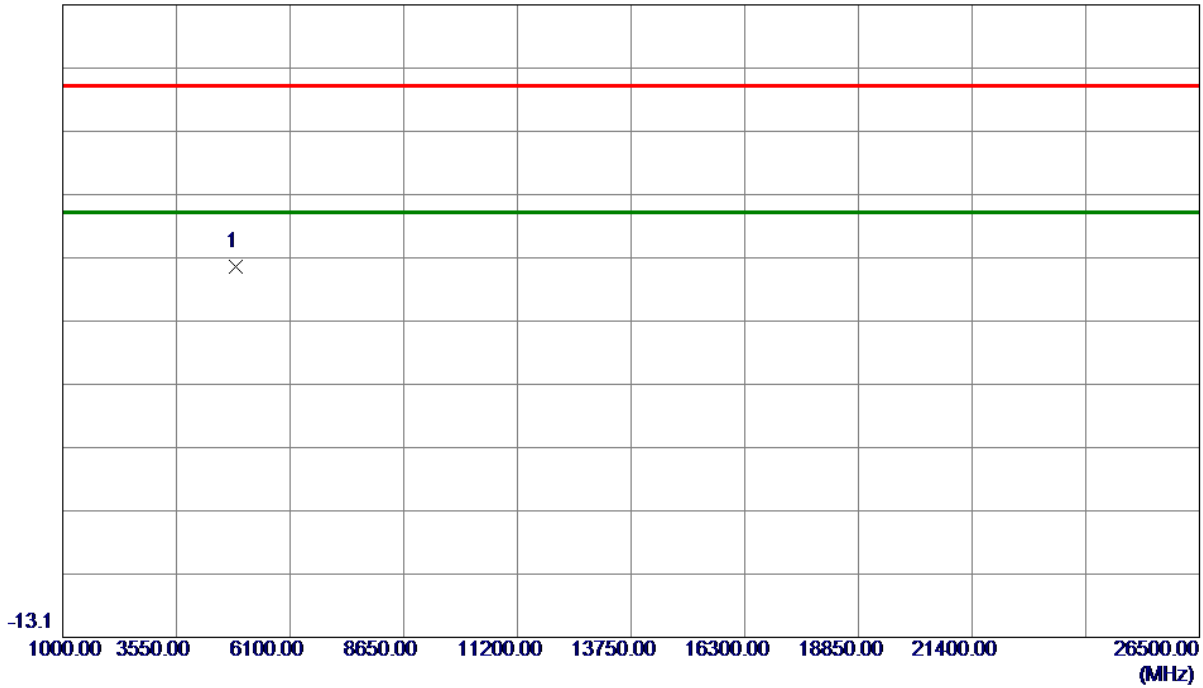
No.	Freq. MHz	Reading Level dBuV/m	Correct Factor dB	Measure ment dBuV/m	Limit dBuV/m	Margin dB	Detector	Comment
1	2390.0000	23.82	30.55	54.37	74.00	-19.63	Peak	
2	2390.0000	9.37	30.55	39.92	54.00	-14.08	AVG	
3	2437.8700	58.81	30.75	89.56	74.00	15.56	Peak	
4 *	2437.8700	57.01	30.75	87.76	54.00	33.76	AVG	
5	2483.5000	22.84	30.94	53.78	74.00	-20.22	Peak	
6	2483.5000	9.74	30.94	40.68	54.00	-13.32	AVG	

REMARKS:

- (1) Measurement Value = Reading Level + Correct Factor.
- (2) Margin Level = Measurement Value - Limit Value.

Test Mode	TX B Mode 2437 MHz	Polarization	Vertical
-----------	--------------------	--------------	----------

86.9 dBuV/m



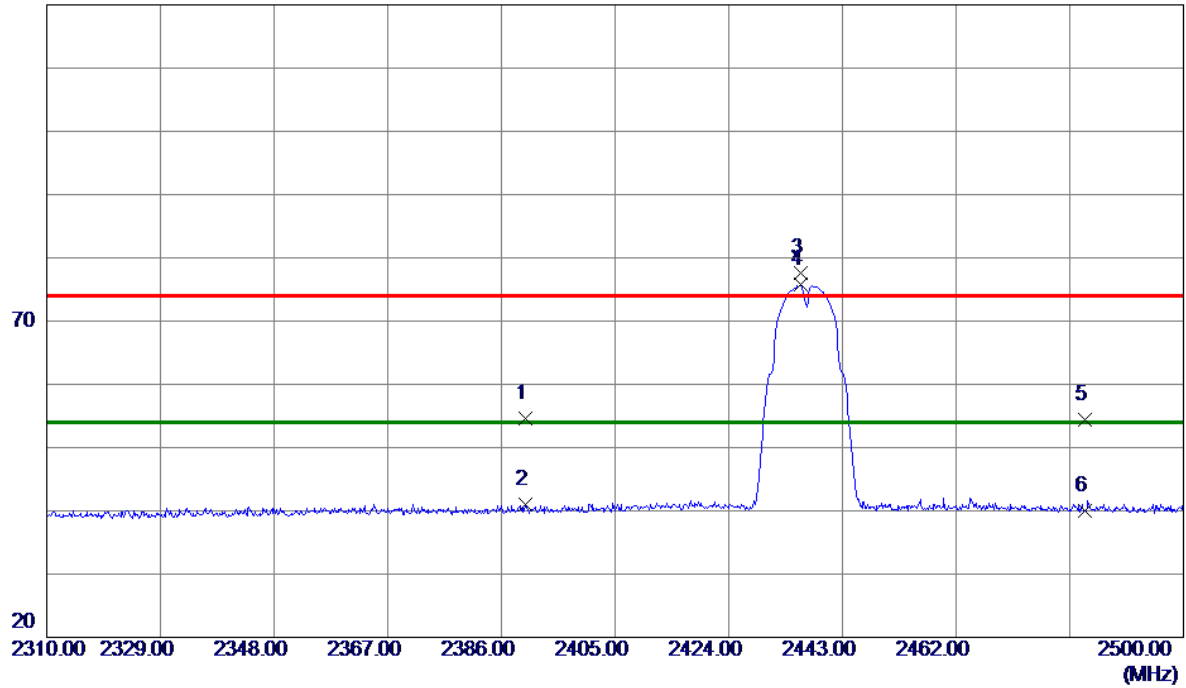
No.	Freq. MHz	Reading Level dBuV/m	Correct Factor dB	Measure ment dBuV/m	Limit dBuV/m	Margin dB	Detector	Comment
1 *	4873.4500	62.55	-17.01	45.54	74.00	-28.46	Peak	

**REMARKS:**

- (1) Measurement Value = Reading Level + Correct Factor.
- (2) Margin Level = Measurement Value - Limit Value.

Test Mode	TX B Mode 2437 MHz	Polarization	Horizontal
-----------	--------------------	--------------	------------

120 dBuV/m



No.	Freq. MHz	Reading Level dBuV/m	Correct Factor dB	Measure ment dBuV/m	Limit dBuV/m	Margin dB	Detector	Comment
1	2390.0000	24.04	30.55	54.59	74.00	-19.41	Peak	
2	2390.0000	10.50	30.55	41.05	54.00	-12.95	AVG	
3	2436.0650	46.85	30.74	77.59	74.00	3.59	Peak	
4 *	2436.0650	45.00	30.74	75.74	54.00	21.74	AVG	
5	2483.5000	23.43	30.94	54.37	74.00	-19.63	Peak	
6	2483.5000	9.14	30.94	40.08	54.00	-13.92	AVG	

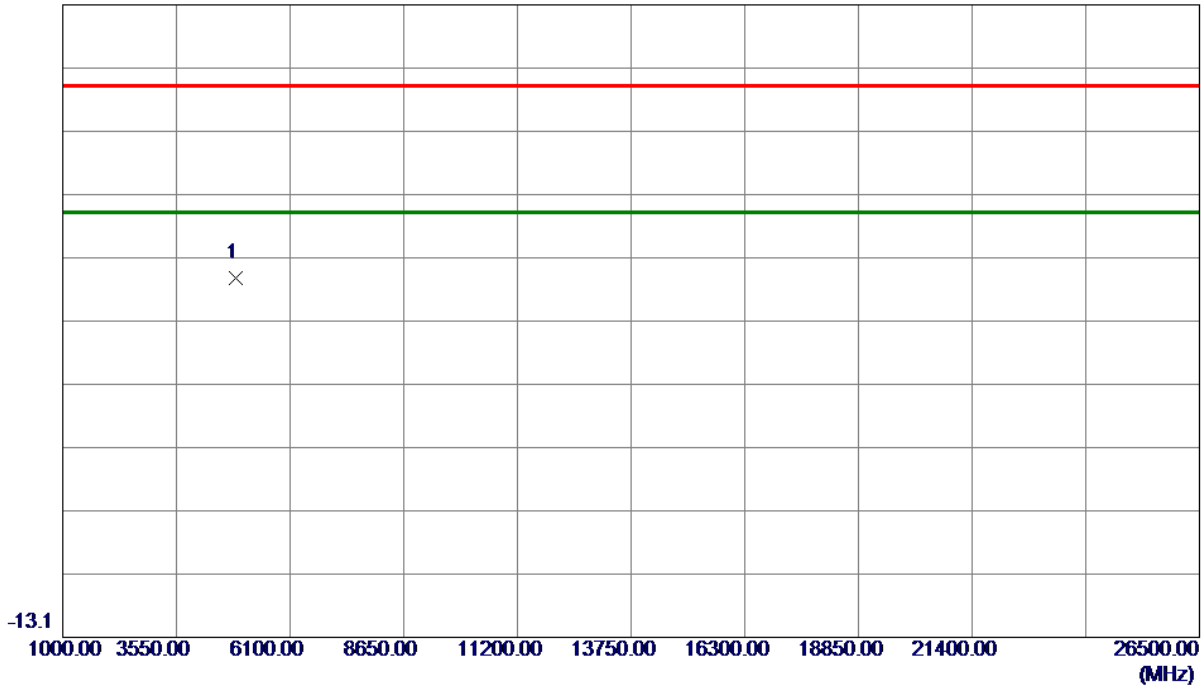
**REMARKS:**

(1) Measurement Value = Reading Level + Correct Factor.

(2) Margin Level = Measurement Value - Limit Value.

Test Mode	TX B Mode 2437 MHz	Polarization	Horizontal
-----------	--------------------	--------------	------------

86.9 dBuV/m



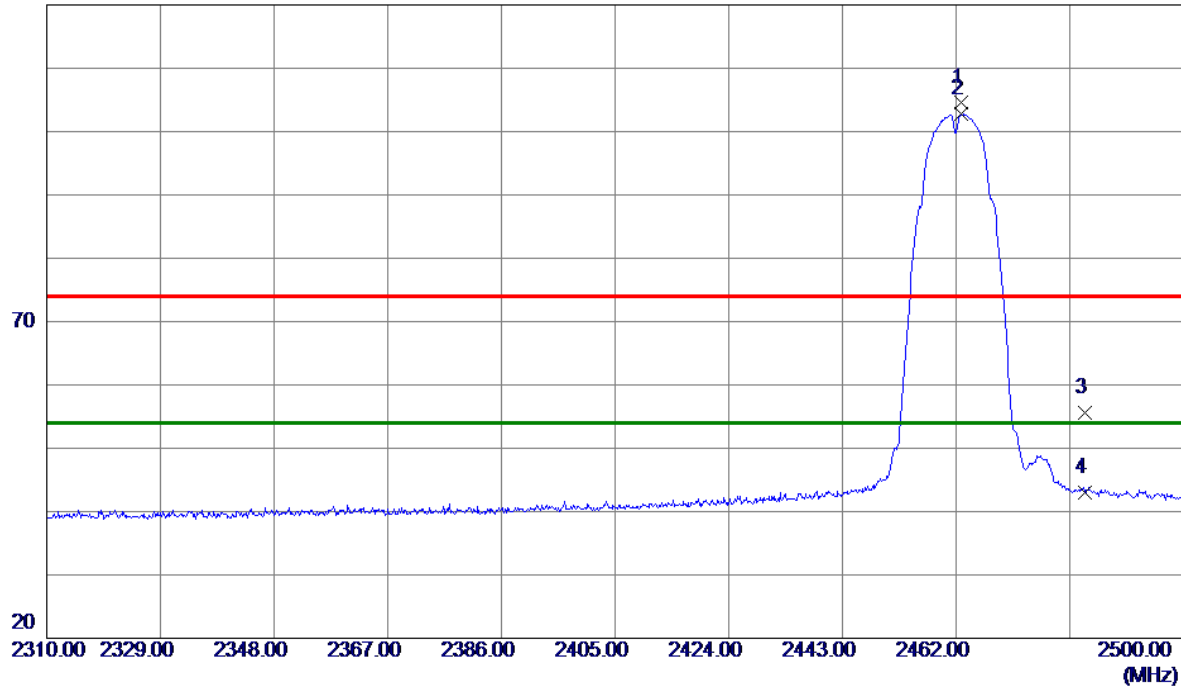
No.	Freq. MHz	Reading Level dBuV/m	Correct Factor dB	Measure ment dBuV/m	Limit dBuV/m	Margin dB	Detector	Comment
1 *	4874.7250	60.77	-17.00	43.77	74.00	-30.23	Peak	

**REMARKS:**

- (1) Measurement Value = Reading Level + Correct Factor.
- (2) Margin Level = Measurement Value - Limit Value.

Test Mode	TX B Mode 2462 MHz	Polarization	Vertical
-----------	--------------------	--------------	----------

120 dBuV/m



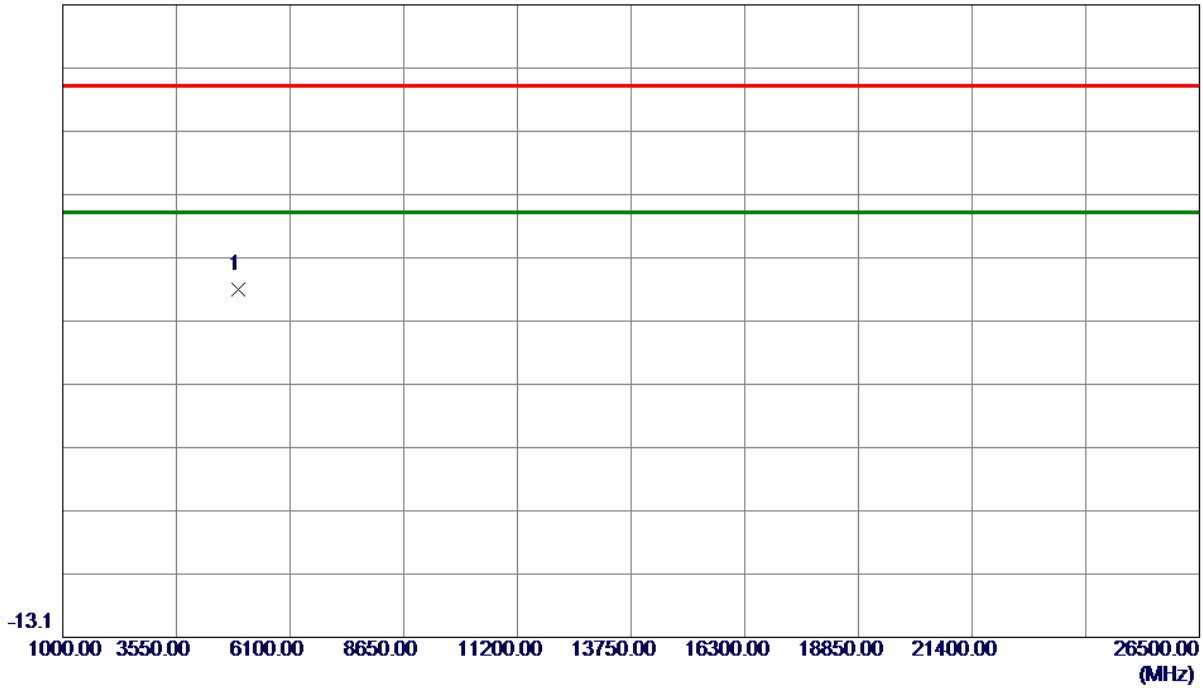
No.	Freq. MHz	Reading Level dBuV/m	Correct Factor dB	Measure ment dBuV/m	Limit dBuV/m	Margin dB	Detector	Comment
1	2462.8550	73.81	30.85	104.66	74.00	30.66	Peak	
2 *	2462.8550	71.96	30.85	102.81	54.00	48.81	AVG	
3	2483.5000	24.62	30.94	55.56	74.00	-18.44	Peak	
4	2483.5000	12.01	30.94	42.95	54.00	-11.05	AVG	

**REMARKS:**

- (1) Measurement Value = Reading Level + Correct Factor.
- (2) Margin Level = Measurement Value - Limit Value.

Test Mode	TX B Mode 2462 MHz	Polarization	Vertical
-----------	--------------------	--------------	----------

86.9 dBuV/m



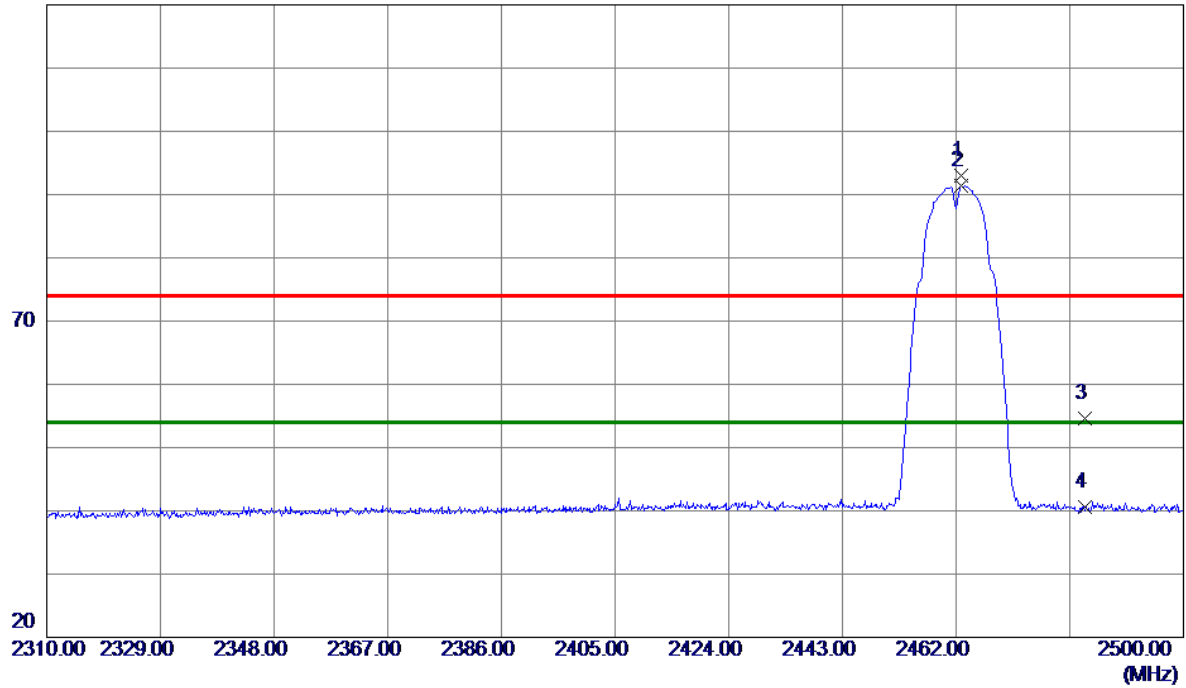
No.	Freq. MHz	Reading Level dBuV/m	Correct Factor dB	Measure ment dBuV/m	Limit dBuV/m	Margin dB	Detector	Comment
1 *	4924.4500	58.67	-16.81	41.86	74.00	-32.14	Peak	

**REMARKS:**

- (1) Measurement Value = Reading Level + Correct Factor.
- (2) Margin Level = Measurement Value - Limit Value.

Test Mode	TX B Mode 2462 MHz	Polarization	Horizontal
-----------	--------------------	--------------	------------

120 dBuV/m



No.	Freq. MHz	Reading Level dBuV/m	Correct Factor dB	Measure ment dBuV/m	Limit dBuV/m	Margin dB	Detector	Comment
1	2462.8550	62.10	30.85	92.95	74.00	18.95	Peak	
2 *	2462.8550	60.60	30.85	91.45	54.00	37.45	AVG	
3	2483.5000	23.66	30.94	54.60	74.00	-19.40	Peak	
4	2483.5000	9.61	30.94	40.55	54.00	-13.45	AVG	

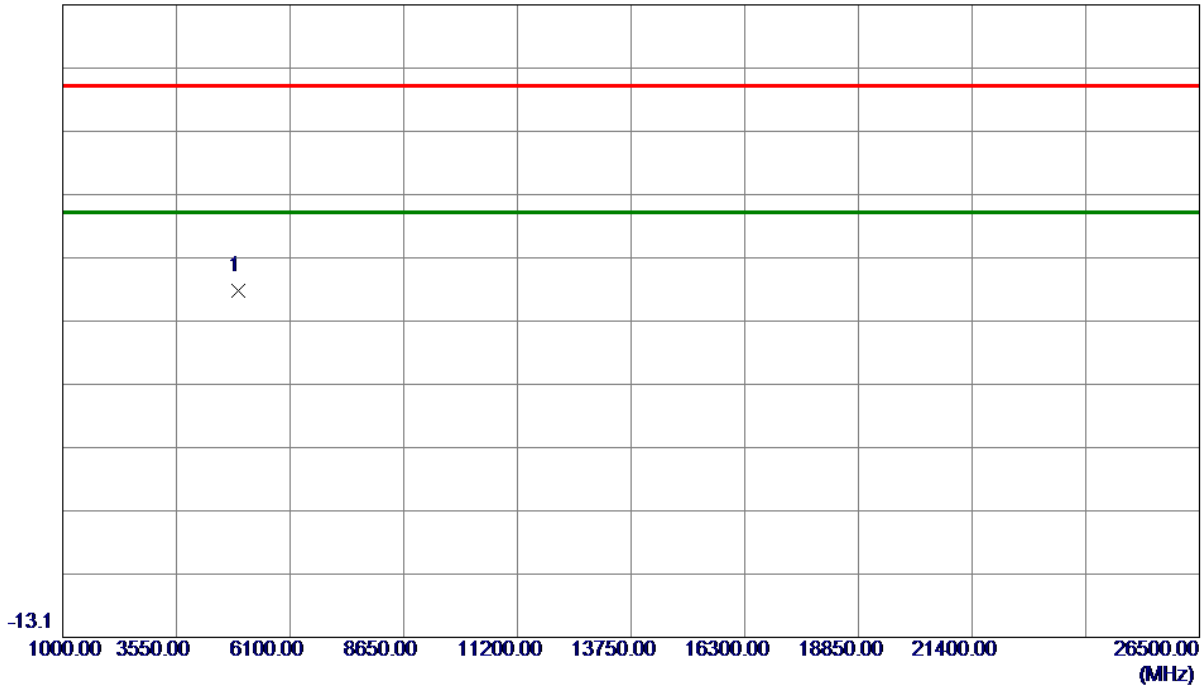
**REMARKS:**

- (1) Measurement Value = Reading Level + Correct Factor.
- (2) Margin Level = Measurement Value - Limit Value.



Test Mode	TX B Mode 2462 MHz	Polarization	Horizontal
-----------	--------------------	--------------	------------

86.9 dBuV/m



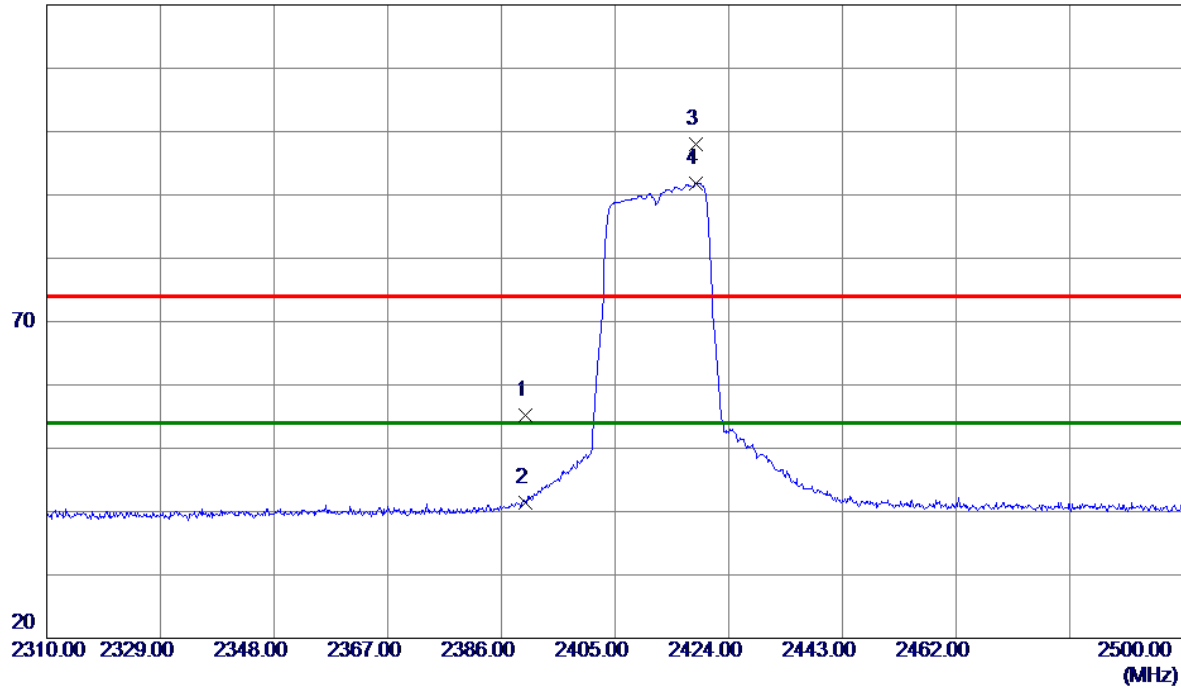
No.	Freq. MHz	Reading Level dBuV/m	Correct Factor dB	Measure ment dBuV/m	Limit dBuV/m	Margin dB	Detector	Comment
1 *	4924.4500	58.46	-16.81	41.65	74.00	-32.35	Peak	

REMARKS:

- (1) Measurement Value = Reading Level + Correct Factor.
- (2) Margin Level = Measurement Value - Limit Value.

Test Mode	TX G Mode 2412 MHz	Polarization	Vertical
-----------	--------------------	--------------	----------

120 dBuV/m



No.	Freq. MHz	Reading Level dBuV/m	Correct Factor dB	Measure ment dBuV/m	Limit dBuV/m	Margin dB	Detector	Comment
1	2390.0000	24.68	30.55	55.23	74.00	-18.77	Peak	
2	2390.0000	10.94	30.55	41.49	54.00	-12.51	AVG	
3	2418.5850	67.26	30.67	97.93	74.00	23.93	Peak	
4 *	2418.5850	61.14	30.67	91.81	54.00	37.81	AVG	

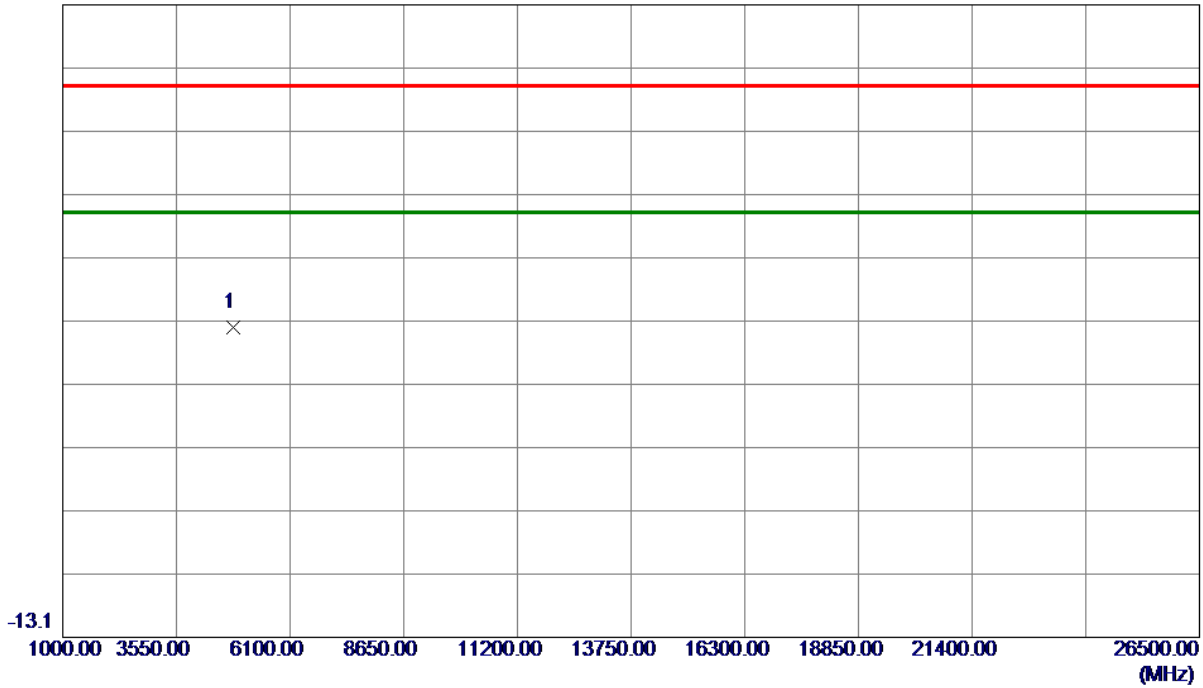
**REMARKS:**

(1) Measurement Value = Reading Level + Correct Factor.

(2) Margin Level = Measurement Value - Limit Value.

Test Mode	TX G Mode 2412 MHz	Polarization	Vertical
-----------	--------------------	--------------	----------

86.9 dBuV/m



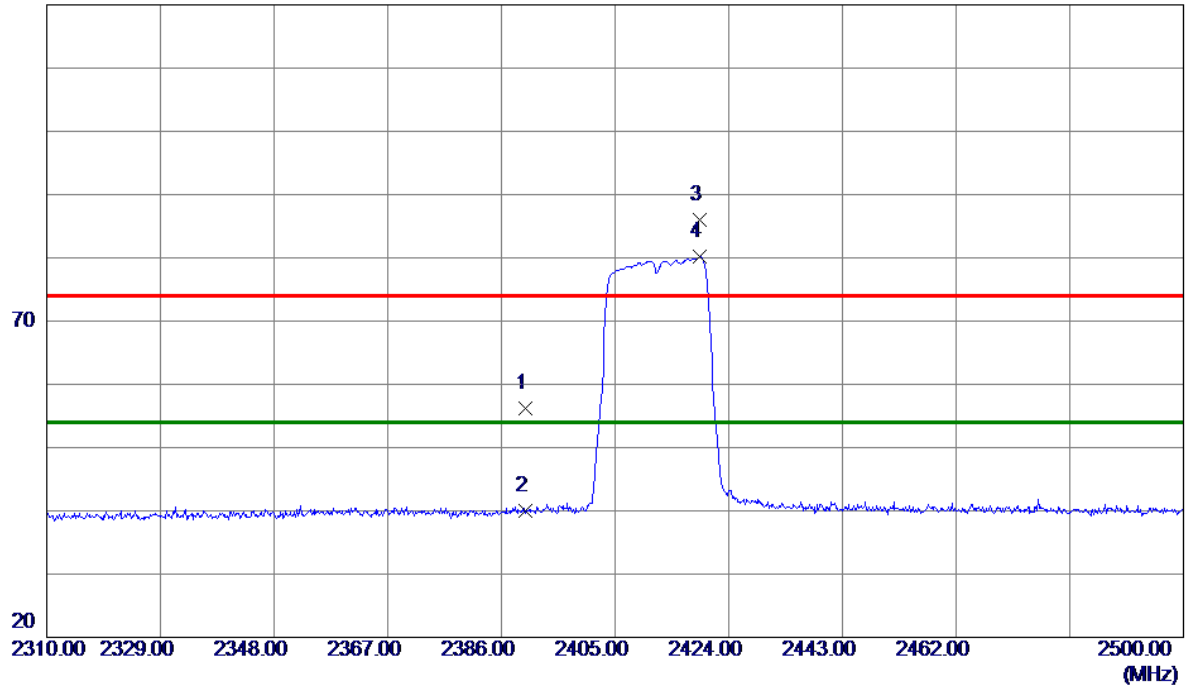
No.	Freq. MHz	Reading Level dBuV/m	Correct Factor dB	Measure ment dBuV/m	Limit dBuV/m	Margin dB	Detector	Comment
1 *	4824.0000	53.18	-17.19	35.99	74.00	-38.01	Peak	

**REMARKS:**

- (1) Measurement Value = Reading Level + Correct Factor.
- (2) Margin Level = Measurement Value - Limit Value.

Test Mode	TX G Mode 2412 MHz	Polarization	Horizontal
-----------	--------------------	--------------	------------

120 dBuV/m



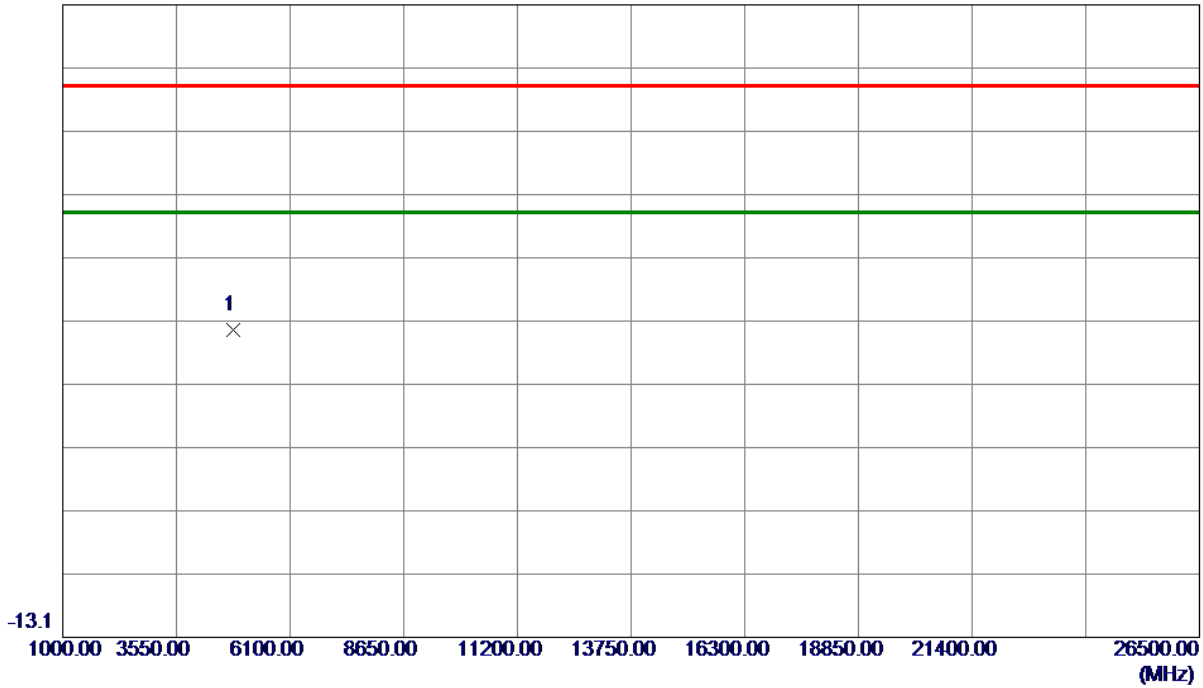
No.	Freq. MHz	Reading Level dBuV/m	Correct Factor dB	Measure ment dBuV/m	Limit dBuV/m	Margin dB	Detector	Comment
1	2390.0000	25.59	30.55	56.14	74.00	-17.86	Peak	
2	2390.0000	9.36	30.55	39.91	54.00	-14.09	AVG	
3	2419.1550	55.39	30.67	86.06	74.00	12.06	Peak	
4 *	2419.1550	49.52	30.67	80.19	54.00	26.19	AVG	

**REMARKS:**

- (1) Measurement Value = Reading Level + Correct Factor.
- (2) Margin Level = Measurement Value - Limit Value.

Test Mode	TX G Mode 2412 MHz	Polarization	Horizontal
-----------	--------------------	--------------	------------

86.9 dBuV/m



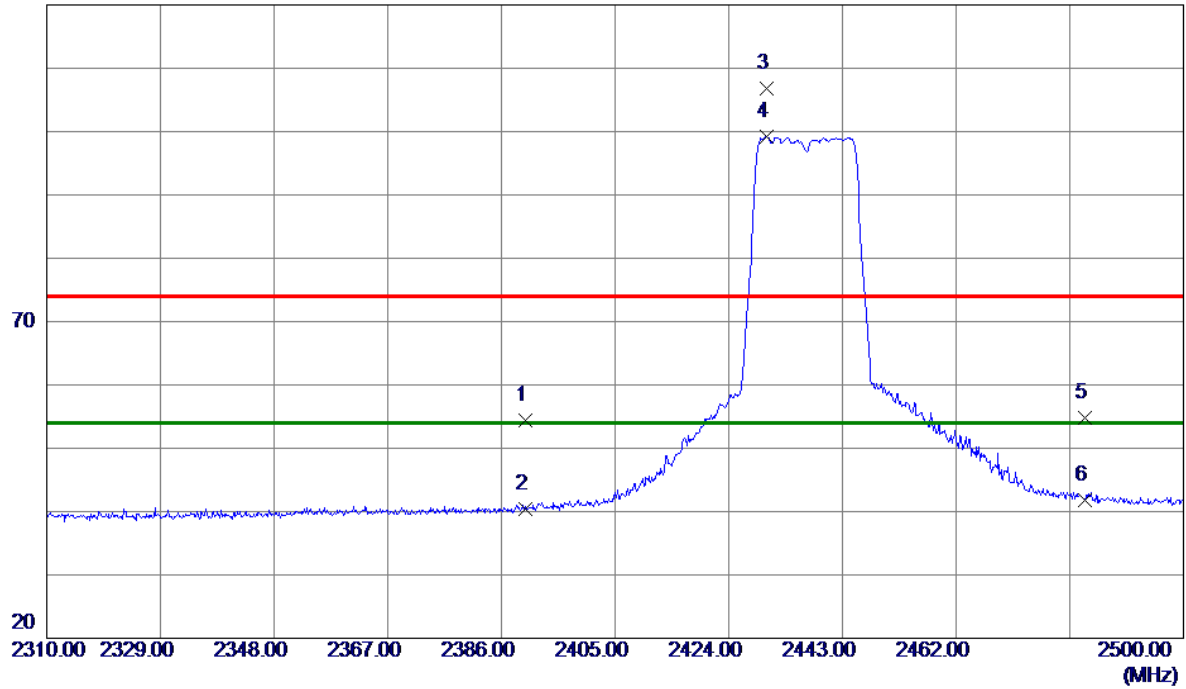
No.	Freq. MHz	Reading Level dBuV/m	Correct Factor dB	Measure ment dBuV/m	Limit dBuV/m	Margin dB	Detector	Comment
1 *	4824.0000	52.71	-17.19	35.52	74.00	-38.48	Peak	

REMARKS:

- (1) Measurement Value = Reading Level + Correct Factor.
- (2) Margin Level = Measurement Value - Limit Value.

Test Mode	TX G Mode 2437 MHz	Polarization	Vertical
-----------	--------------------	--------------	----------

120 dBuV/m



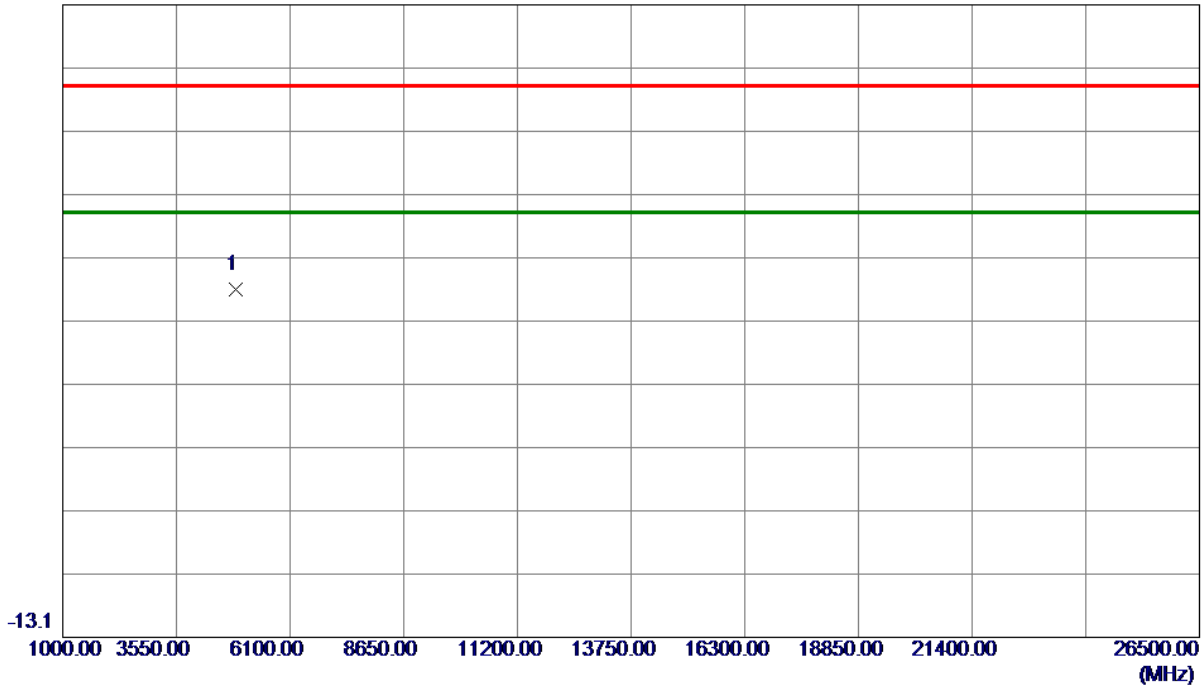
No.	Freq. MHz	Reading Level dBuV/m	Correct Factor dB	Measure ment dBuV/m	Limit dBuV/m	Margin dB	Detector	Comment
1	2390.0000	23.84	30.55	54.39	74.00	-19.61	Peak	
2	2390.0000	9.83	30.55	40.38	54.00	-13.62	AVG	
3	2430.2700	76.00	30.72	106.72	74.00	32.72	Peak	
4 *	2430.2700	68.46	30.72	99.18	54.00	45.18	AVG	
5	2483.5000	23.79	30.94	54.73	74.00	-19.27	Peak	
6	2483.5000	10.94	30.94	41.88	54.00	-12.12	AVG	

REMARKS:

- (1) Measurement Value = Reading Level + Correct Factor.
- (2) Margin Level = Measurement Value - Limit Value.

Test Mode	TX G Mode 2437 MHz	Polarization	Vertical
-----------	--------------------	--------------	----------

86.9 dBuV/m



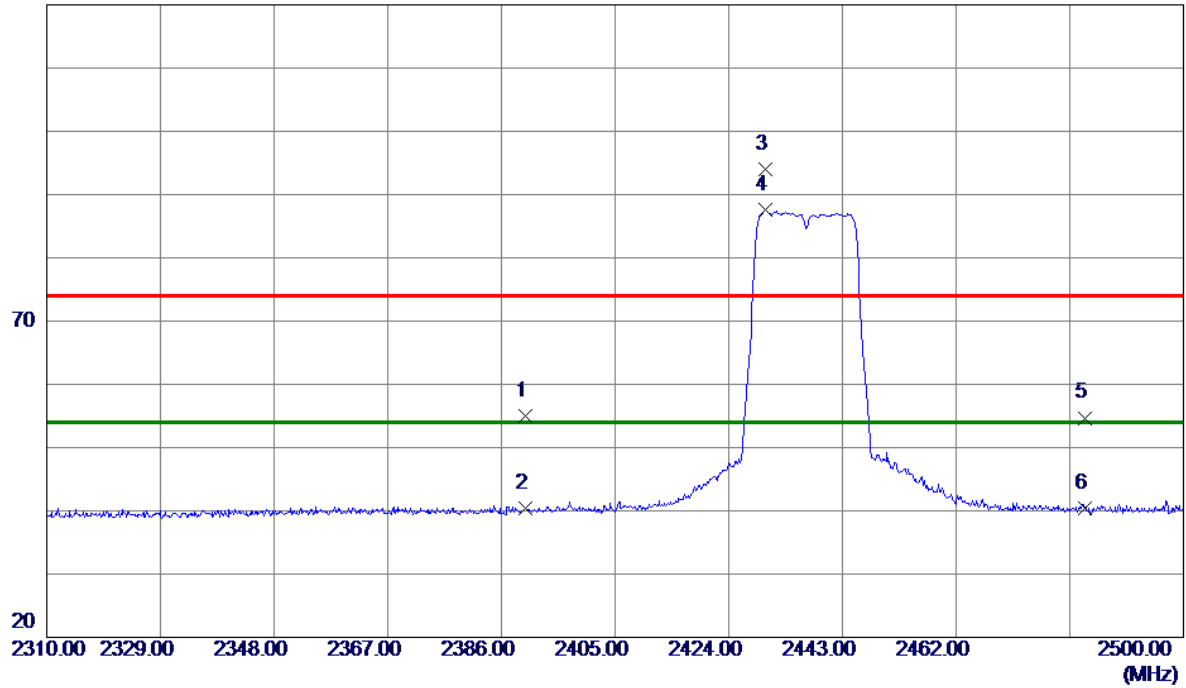
No.	Freq. MHz	Reading Level dBuV/m	Correct Factor dB	Measure ment dBuV/m	Limit dBuV/m	Margin dB	Detector	Comment
1 *	4870.9000	58.84	-17.02	41.82	74.00	-32.18	Peak	

**REMARKS:**

- (1) Measurement Value = Reading Level + Correct Factor.
- (2) Margin Level = Measurement Value - Limit Value.

Test Mode	TX G Mode 2437 MHz	Polarization	Horizontal
-----------	--------------------	--------------	------------

120 dBuV/m



No.	Freq. MHz	Reading Level dBuV/m	Correct Factor dB	Measure ment dBuV/m	Limit dBuV/m	Margin dB	Detector	Comment
1	2390.0000	24.48	30.55	55.03	74.00	-18.97	Peak	
2	2390.0000	9.80	30.55	40.35	54.00	-13.65	AVG	
3	2430.0800	63.35	30.72	94.07	74.00	20.07	Peak	
4 *	2430.0800	56.84	30.72	87.56	54.00	33.56	AVG	
5	2483.5000	23.76	30.94	54.70	74.00	-19.30	Peak	
6	2483.5000	9.38	30.94	40.32	54.00	-13.68	AVG	

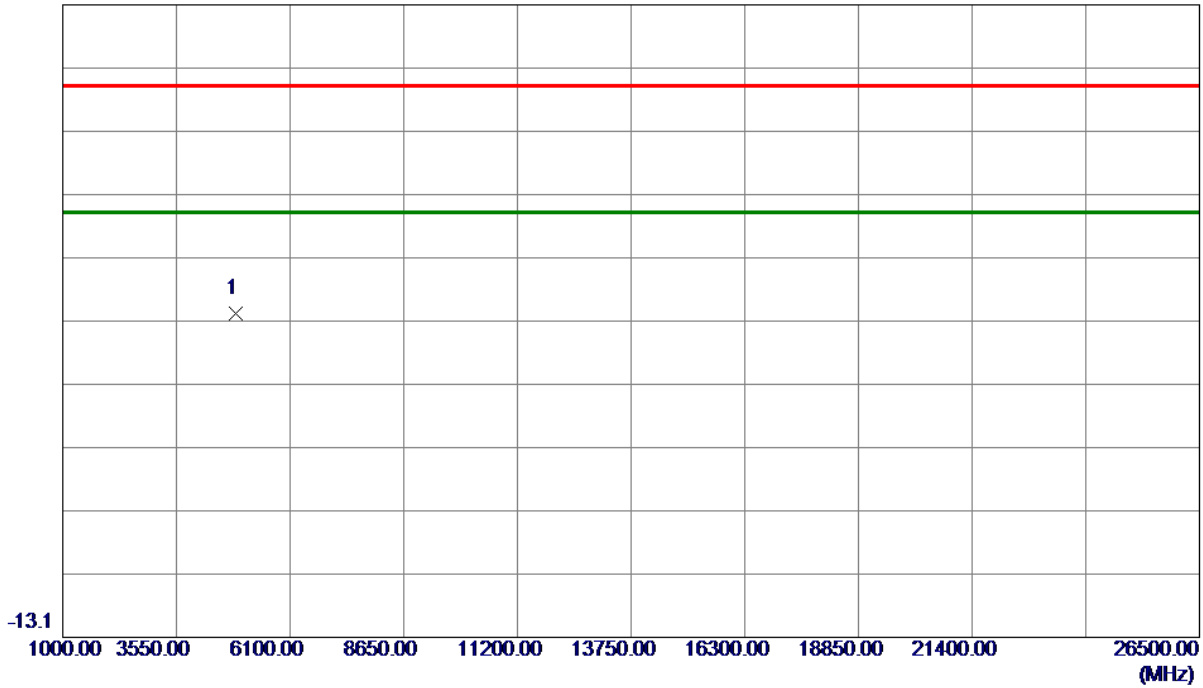
**REMARKS:**

- (1) Measurement Value = Reading Level + Correct Factor.
- (2) Margin Level = Measurement Value - Limit Value.



Test Mode	TX G Mode 2437 MHz	Polarization	Horizontal
-----------	--------------------	--------------	------------

86.9 dBuV/m



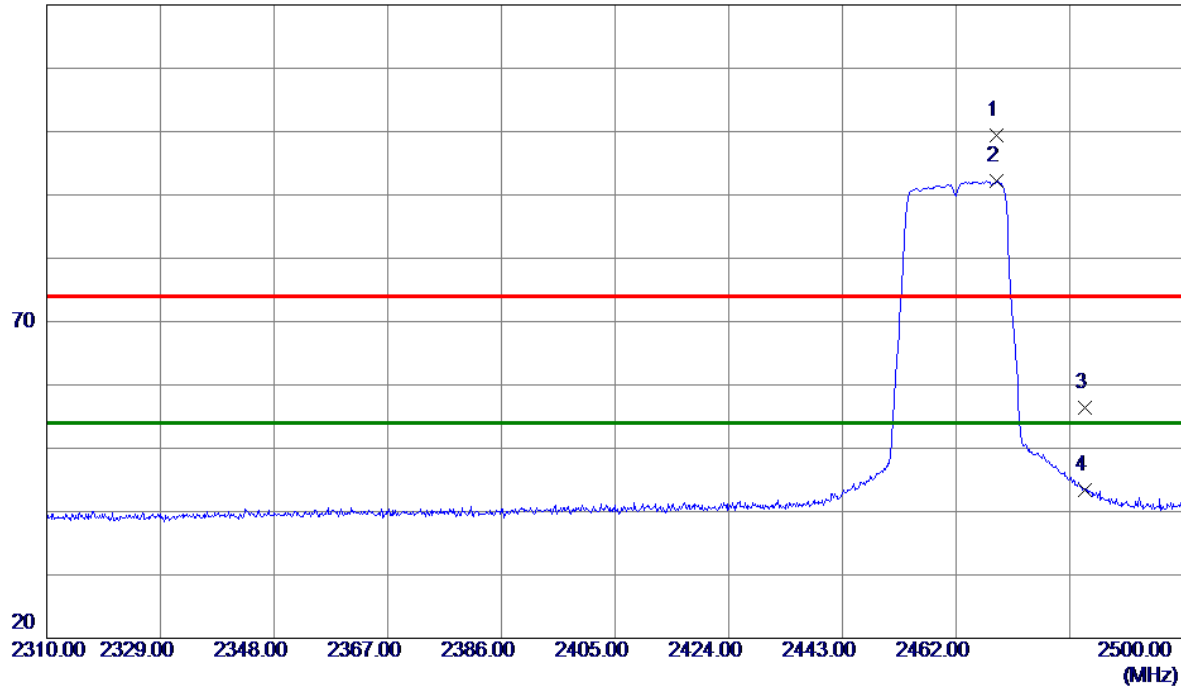
No.	Freq. MHz	Reading Level dBuV/m	Correct Factor dB	Measure ment dBuV/m	Limit dBuV/m	Margin dB	Detector	Comment
1 *	4874.0000	55.09	-17.01	38.08	74.00	-35.92	Peak	

**REMARKS:**

- (1) Measurement Value = Reading Level + Correct Factor.
- (2) Margin Level = Measurement Value - Limit Value.

Test Mode	TX G Mode 2462 MHz	Polarization	Vertical
-----------	--------------------	--------------	----------

120 dBuV/m



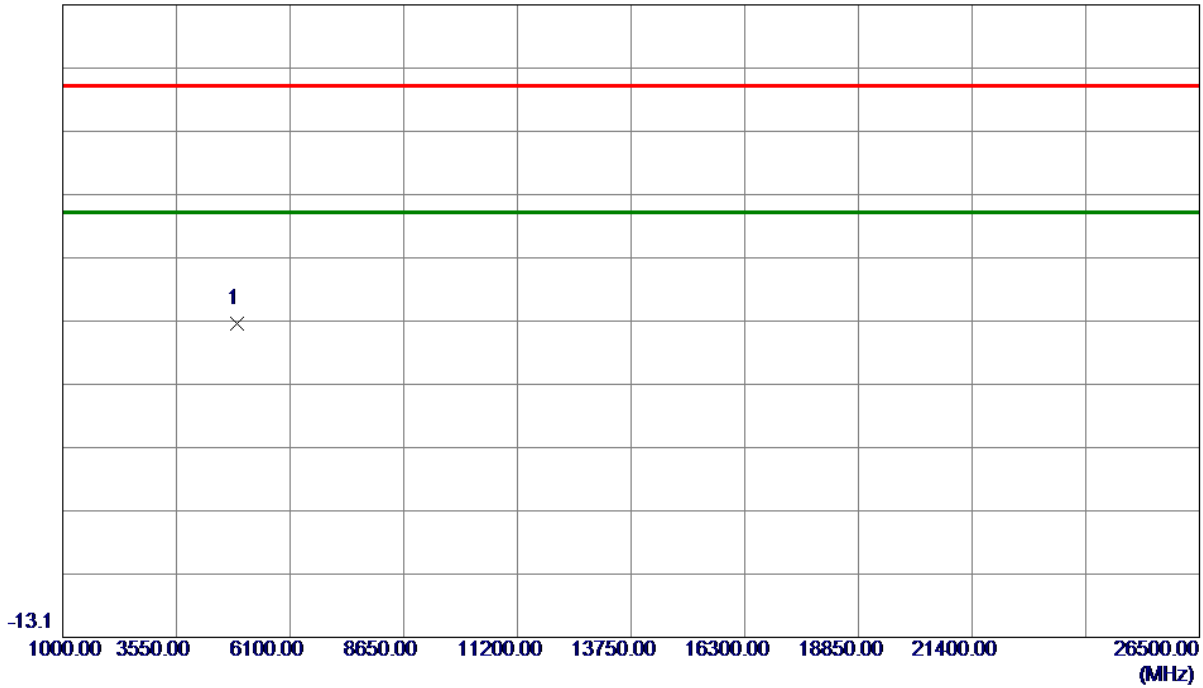
No.	Freq. MHz	Reading Level dBuV/m	Correct Factor dB	Measure ment dBuV/m	Limit dBuV/m	Margin dB	Detector	Comment
1	2468.8400	68.51	30.88	99.39	74.00	25.39	Peak	
2 *	2468.8400	61.24	30.88	92.12	54.00	38.12	AVG	
3	2483.5000	25.40	30.94	56.34	74.00	-17.66	Peak	
4	2483.5000	12.40	30.94	43.34	54.00	-10.66	AVG	

REMARKS:

- (1) Measurement Value = Reading Level + Correct Factor.
- (2) Margin Level = Measurement Value - Limit Value.

Test Mode	TX G Mode 2462 MHz	Polarization	Vertical
-----------	--------------------	--------------	----------

86.9 dBuV/m



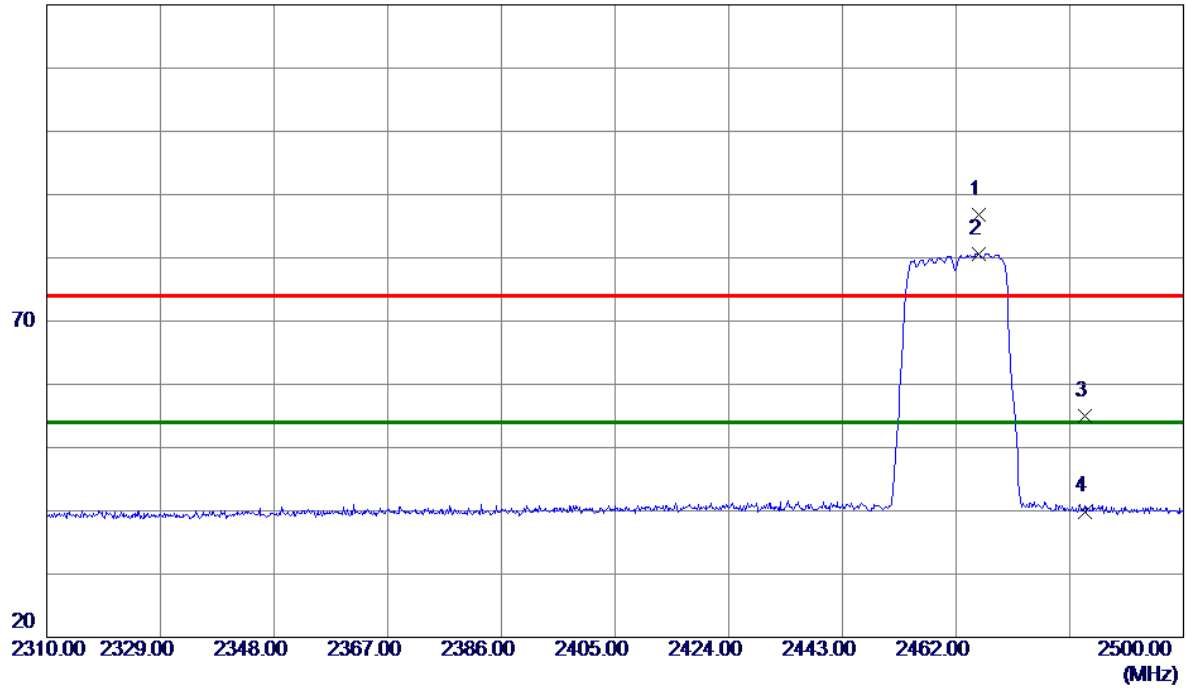
No.	Freq. MHz	Reading Level dBuV/m	Correct Factor dB	Measure ment dBuV/m	Limit dBuV/m	Margin dB	Detector	Comment
1 *	4924.0000	53.30	-16.82	36.48	74.00	-37.52	Peak	

**REMARKS:**

- (1) Measurement Value = Reading Level + Correct Factor.
- (2) Margin Level = Measurement Value - Limit Value.

Test Mode	TX G Mode 2462 MHz	Polarization	Horizontal
-----------	--------------------	--------------	------------

120 dBuV/m



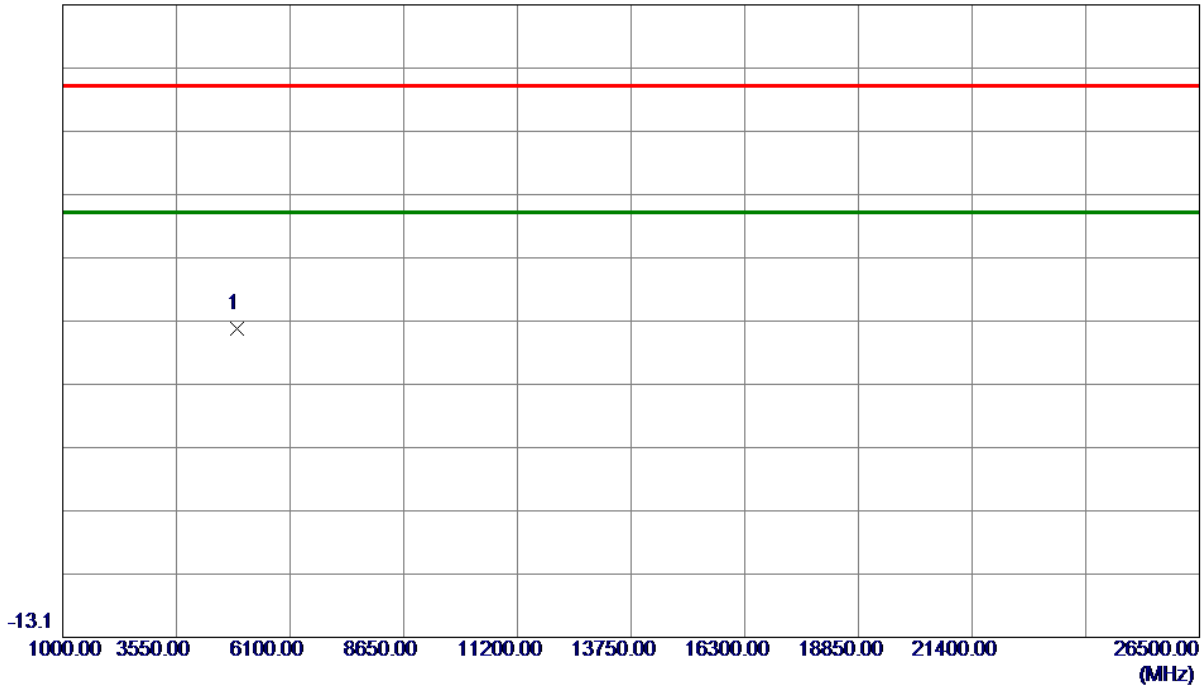
No.	Freq. MHz	Reading Level dBuV/m	Correct Factor dB	Measure ment dBuV/m	Limit dBuV/m	Margin dB	Detector	Comment
1	2465.7050	56.02	30.87	86.89	74.00	12.89	Peak	
2 *	2465.7050	49.81	30.87	80.68	54.00	26.68	AVG	
3	2483.5000	23.98	30.94	54.92	74.00	-19.08	Peak	
4	2483.5000	8.96	30.94	39.90	54.00	-14.10	AVG	

**REMARKS:**

- (1) Measurement Value = Reading Level + Correct Factor.
- (2) Margin Level = Measurement Value - Limit Value.

Test Mode	TX G Mode 2462 MHz	Polarization	Horizontal
-----------	--------------------	--------------	------------

86.9 dBuV/m



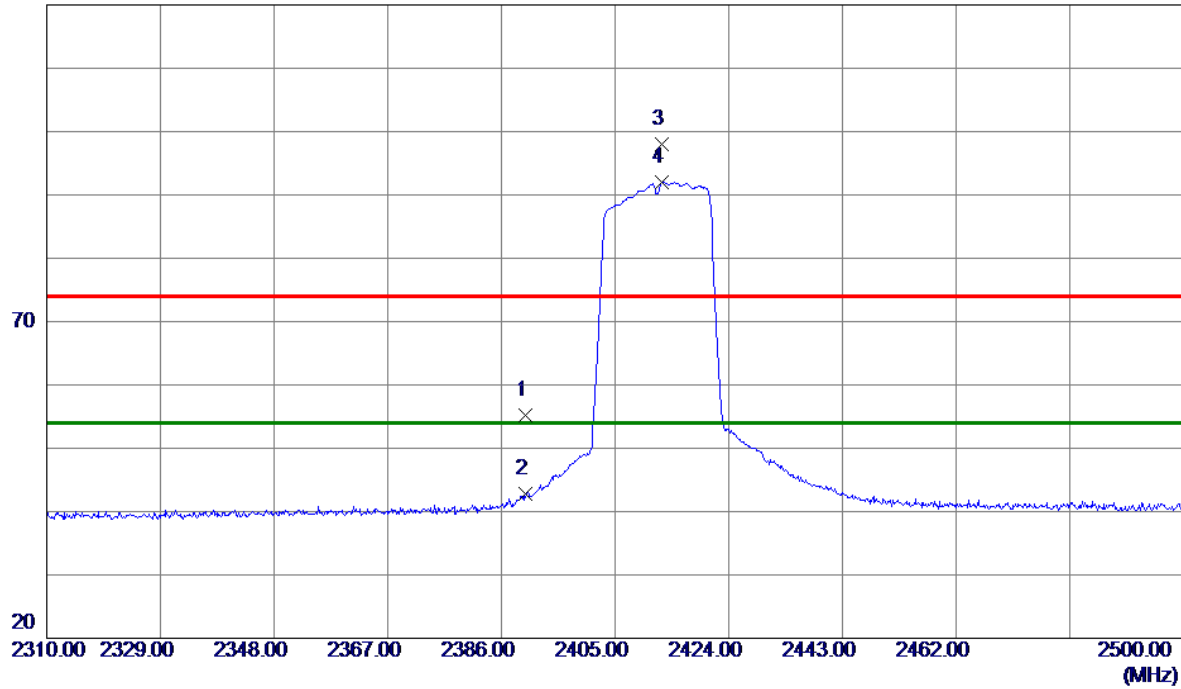
No.	Freq. MHz	Reading Level dBuV/m	Correct Factor dB	Measure ment dBuV/m	Limit dBuV/m	Margin dB	Detector	Comment
1 *	4924.0000	52.60	-16.82	35.78	74.00	-38.22	Peak	

**REMARKS:**

- (1) Measurement Value = Reading Level + Correct Factor.
- (2) Margin Level = Measurement Value - Limit Value.

Test Mode	TX N(HT20) Mode 2412 MHz	Polarization	Vertical
-----------	--------------------------	--------------	----------

120 dBuV/m



No.	Freq. MHz	Reading Level dBuV/m	Correct Factor dB	Measure ment dBuV/m	Limit dBuV/m	Margin dB	Detector	Comment
1	2390.0000	24.73	30.55	55.28	74.00	-18.72	Peak	
2	2390.0000	12.24	30.55	42.79	54.00	-11.21	AVG	
3	2412.8850	67.28	30.64	97.92	74.00	23.92	Peak	
4 *	2412.8850	61.42	30.64	92.06	54.00	38.06	AVG	

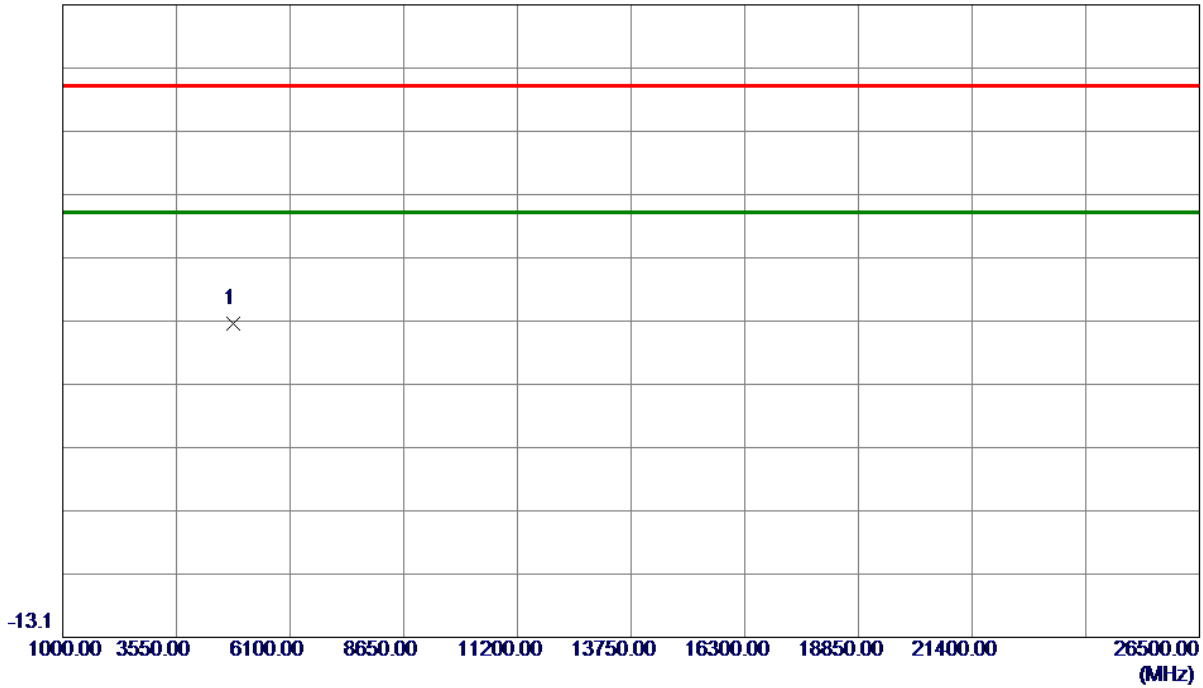
**REMARKS:**

(1) Measurement Value = Reading Level + Correct Factor.

(2) Margin Level = Measurement Value - Limit Value.

Test Mode	TX N(HT20) Mode 2412 MHz	Polarization	Vertical
-----------	--------------------------	--------------	----------

86.9 dBuV/m



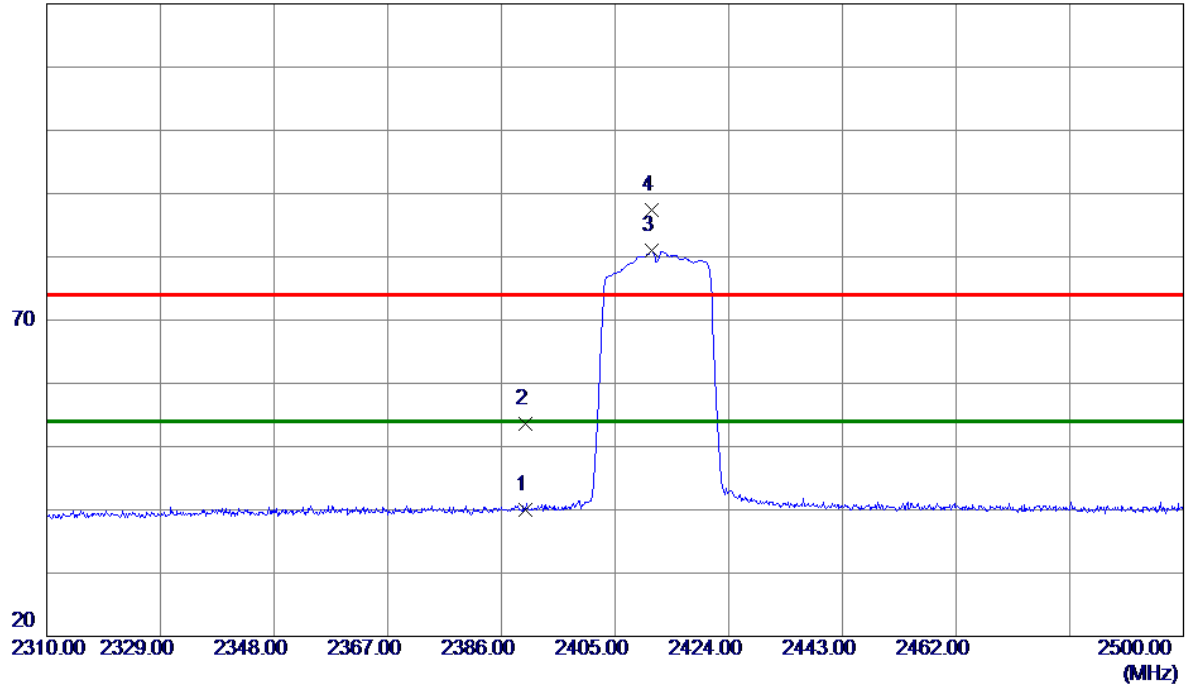
No.	Freq. MHz	Reading Level dBuV/m	Correct Factor dB	Measure ment dBuV/m	Limit dBuV/m	Margin dB	Detector	Comment
1 *	4824.0000	53.67	-17.19	36.48	74.00	-37.52	Peak	

**REMARKS:**

- (1) Measurement Value = Reading Level + Correct Factor.
- (2) Margin Level = Measurement Value - Limit Value.

Test Mode	TX N(HT20) Mode 2412 MHz	Polarization	Horizontal
-----------	--------------------------	--------------	------------

120 dBuV/m



No.	Freq. MHz	Reading Level dBuV/m	Correct Factor dB	Measure ment dBuV/m	Limit dBuV/m	Margin dB	Detector	Comment
1	2390.0000	9.47	30.55	40.02	74.00	-33.98	Peak	
2	2390.0000	23.11	30.55	53.66	54.00	-0.34	AVG	
3	2411.1750	50.29	30.64	80.93	74.00	6.93	Peak	
4 *	2411.1750	56.75	30.64	87.39	54.00	33.39	AVG	

**REMARKS:**

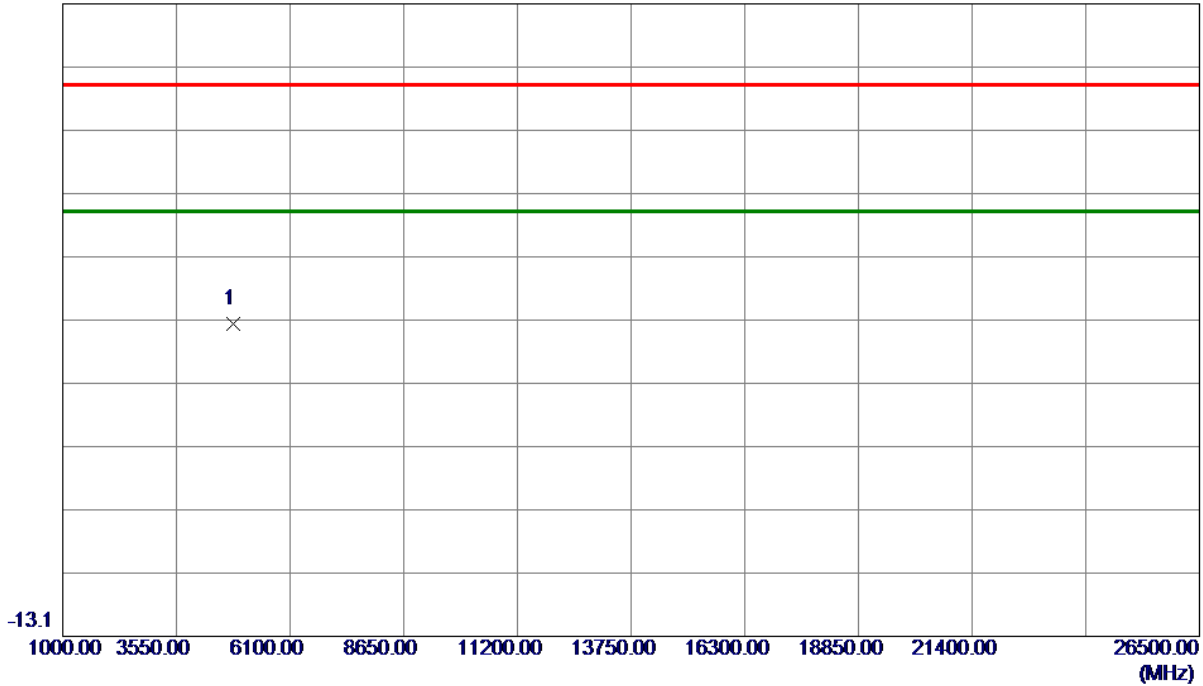
(1) Measurement Value = Reading Level + Correct Factor.

(2) Margin Level = Measurement Value - Limit Value.



Test Mode	TX N(HT20) Mode 2412 MHz	Polarization	Horizontal
-----------	--------------------------	--------------	------------

86.9 dBuV/m



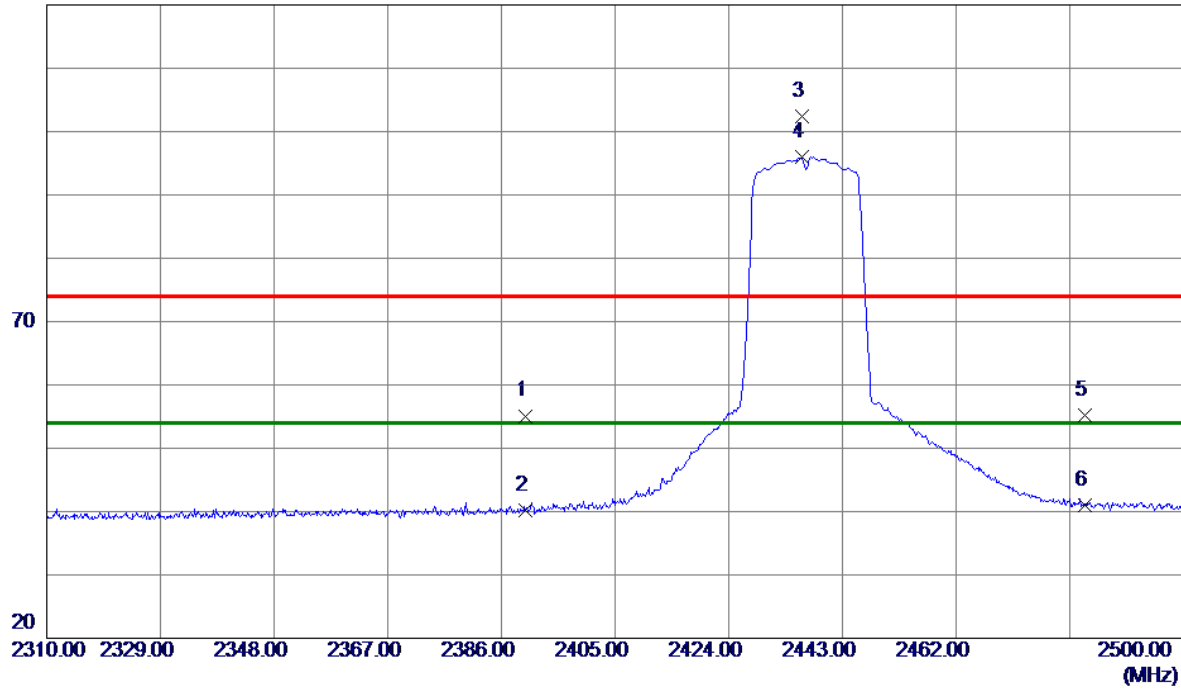
No.	Freq. MHz	Reading Level dBuV/m	Correct Factor dB	Measure ment dBuV/m	Limit dBuV/m	Margin dB	Detector	Comment
1 *	4824.0000	53.47	-17.19	36.28	74.00	-37.72	Peak	

REMARKS:

- (1) Measurement Value = Reading Level + Correct Factor.
- (2) Margin Level = Measurement Value - Limit Value.

Test Mode	TX N(HT20) Mode 2437 MHz	Polarization	Vertical
-----------	--------------------------	--------------	----------

120 dBuV/m



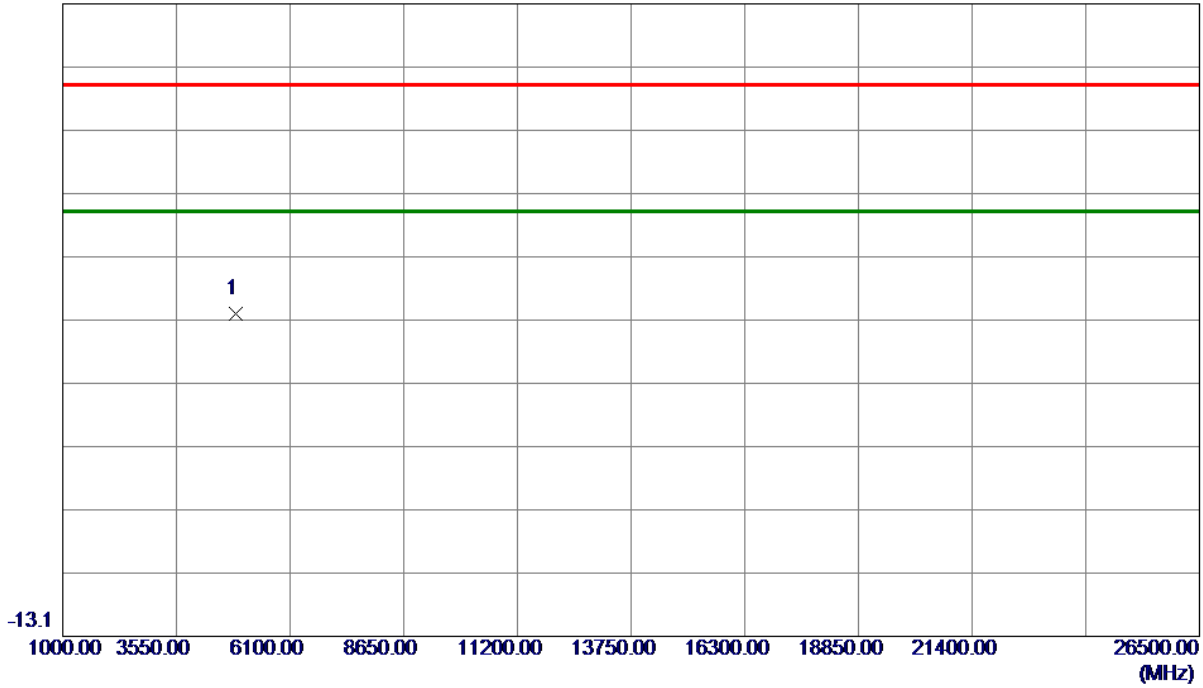
No.	Freq. MHz	Reading Level dBuV/m	Correct Factor dB	Measure ment dBuV/m	Limit dBuV/m	Margin dB	Detector	Comment
1	2390.0000	24.55	30.55	55.10	74.00	-18.90	Peak	
2	2390.0000	9.73	30.55	40.28	54.00	-13.72	AVG	
3	2436.1600	71.65	30.74	102.39	74.00	28.39	Peak	
4 *	2436.1600	65.25	30.74	95.99	54.00	41.99	AVG	
5	2483.5000	24.23	30.94	55.17	74.00	-18.83	Peak	
6	2483.5000	10.09	30.94	41.03	54.00	-12.97	AVG	

REMARKS:

- (1) Measurement Value = Reading Level + Correct Factor.
- (2) Margin Level = Measurement Value - Limit Value.

Test Mode	TX N(HT20) Mode 2437 MHz	Polarization	Vertical
-----------	--------------------------	--------------	----------

86.9 dBuV/m

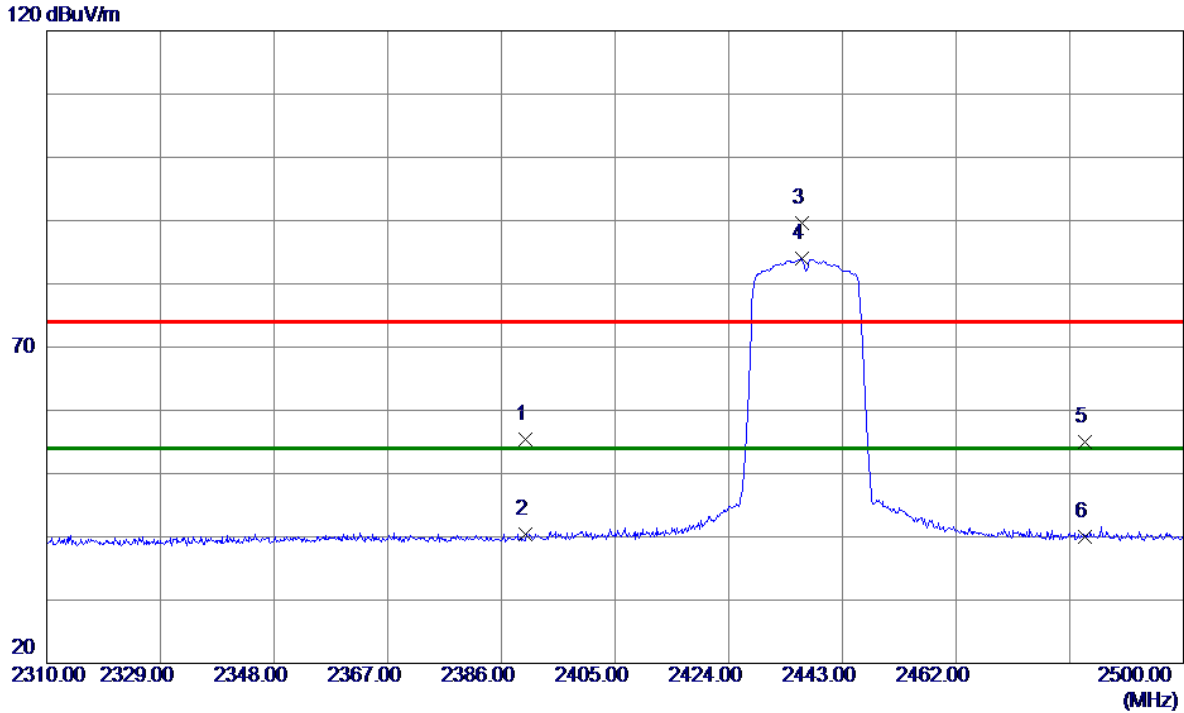


No.	Freq. MHz	Reading Level dBuV/m	Correct Factor dB	Measure ment dBuV/m	Limit dBuV/m	Margin dB	Detector	Comment
1 *	4874.0000	54.92	-17.01	37.91	74.00	-36.09	Peak	

**REMARKS:**

- (1) Measurement Value = Reading Level + Correct Factor.
- (2) Margin Level = Measurement Value - Limit Value.

Test Mode	TX N(HT20) Mode 2437 MHz	Polarization	Horizontal
-----------	--------------------------	--------------	------------



No.	Freq. MHz	Reading Level dBuV/m	Correct Factor dB	Measure ment dBuV/m	Limit dBuV/m	Margin dB	Detector	Comment
1	2390.0000	24.84	30.55	55.39	74.00	-18.61	Peak	
2	2390.0000	9.89	30.55	40.44	54.00	-13.56	AVG	
3	2436.2549	58.79	30.74	89.53	74.00	15.53	Peak	
4 *	2436.2549	53.23	30.74	83.97	54.00	29.97	AVG	
5	2483.5000	24.00	30.94	54.94	74.00	-19.06	Peak	
6	2483.5000	8.98	30.94	39.92	54.00	-14.08	AVG	

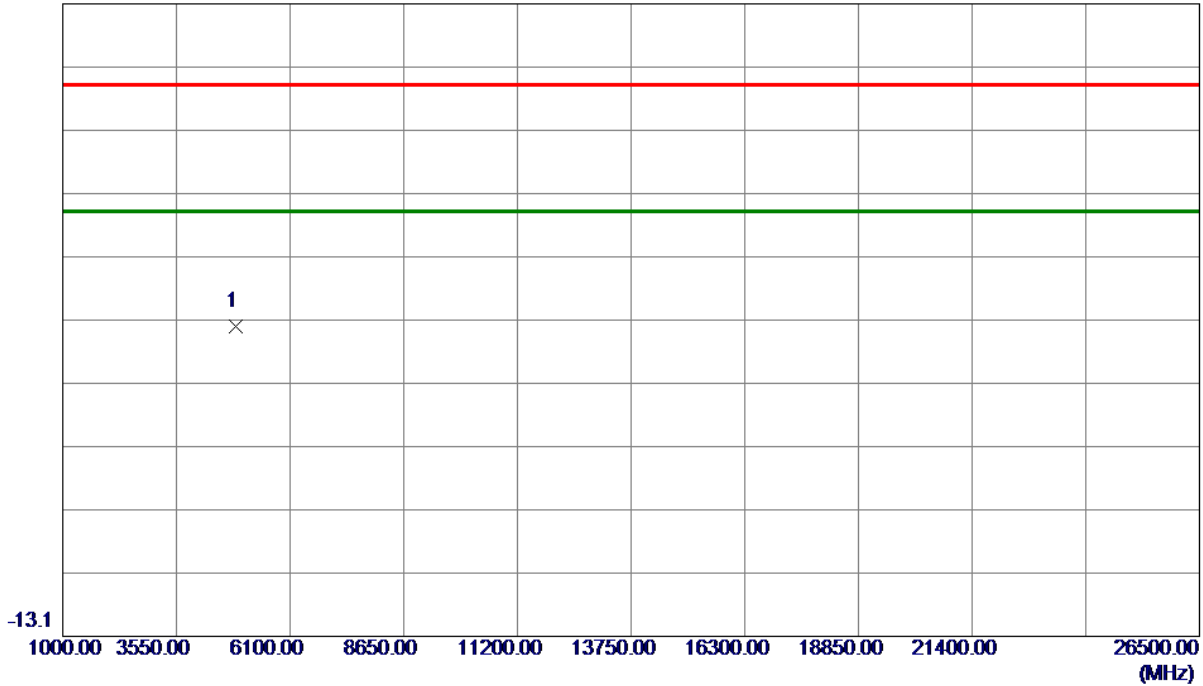
**REMARKS:**

(1) Measurement Value = Reading Level + Correct Factor.

(2) Margin Level = Measurement Value - Limit Value.

Test Mode	TX N(HT20) Mode 2437 MHz	Polarization	Horizontal
-----------	--------------------------	--------------	------------

86.9 dBuV/m



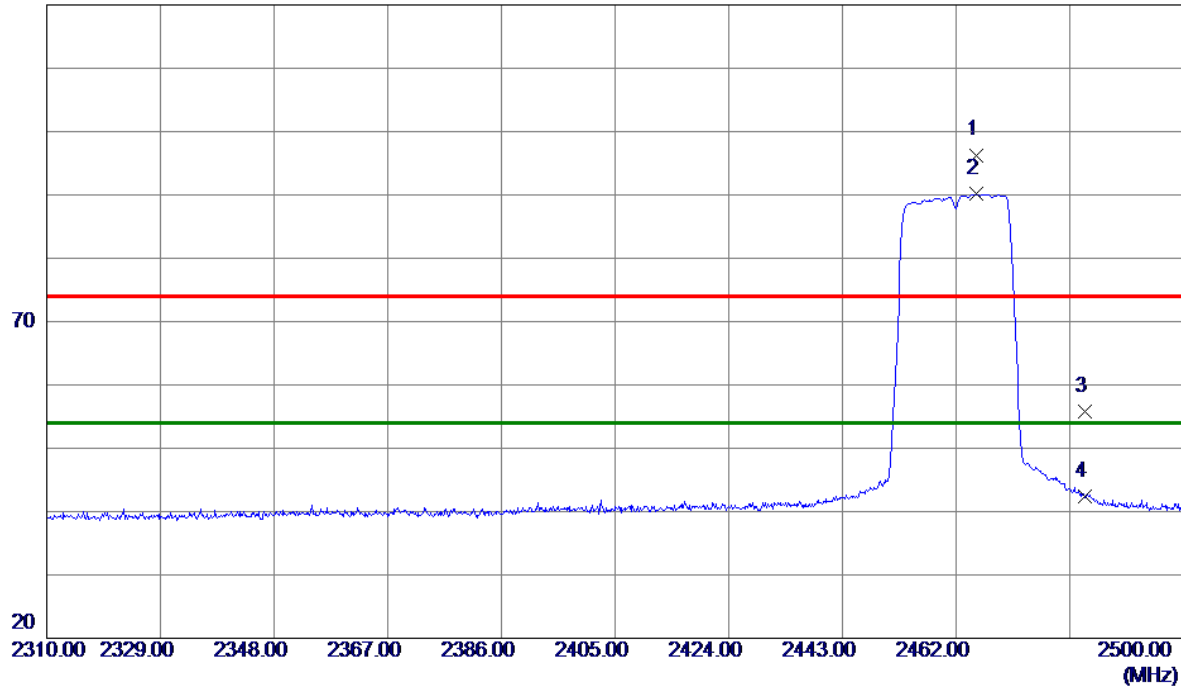
No.	Freq. MHz	Reading Level dBuV/m	Correct Factor dB	Measure ment dBuV/m	Limit dBuV/m	Margin dB	Detector	Comment
1 *	4874.0000	52.87	-17.01	35.86	74.00	-38.14	Peak	

REMARKS:

- (1) Measurement Value = Reading Level + Correct Factor.
- (2) Margin Level = Measurement Value - Limit Value.

Test Mode	TX N(HT20) Mode 2462 MHz	Polarization	Vertical
-----------	--------------------------	--------------	----------

120 dBuV/m



No.	Freq. MHz	Reading Level dBuV/m	Correct Factor dB	Measure ment dBuV/m	Limit dBuV/m	Margin dB	Detector	Comment
1	2465.3250	65.44	30.86	96.30	74.00	22.30	Peak	
2 *	2465.3250	59.31	30.86	90.17	54.00	36.17	AVG	
3	2483.5000	24.84	30.94	55.78	74.00	-18.22	Peak	
4	2483.5000	11.45	30.94	42.39	54.00	-11.61	AVG	

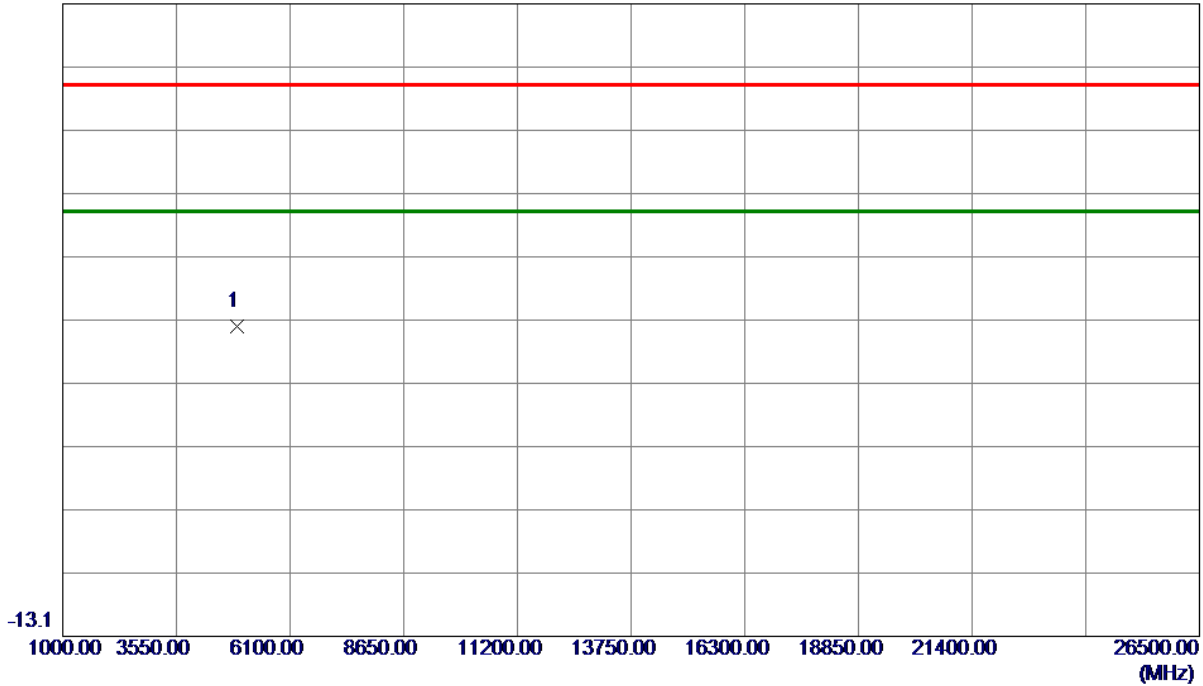
REMARKS:

(1) Measurement Value = Reading Level + Correct Factor.

(2) Margin Level = Measurement Value - Limit Value.

Test Mode	TX N(HT20) Mode 2462 MHz	Polarization	Vertical
-----------	--------------------------	--------------	----------

86.9 dBuV/m

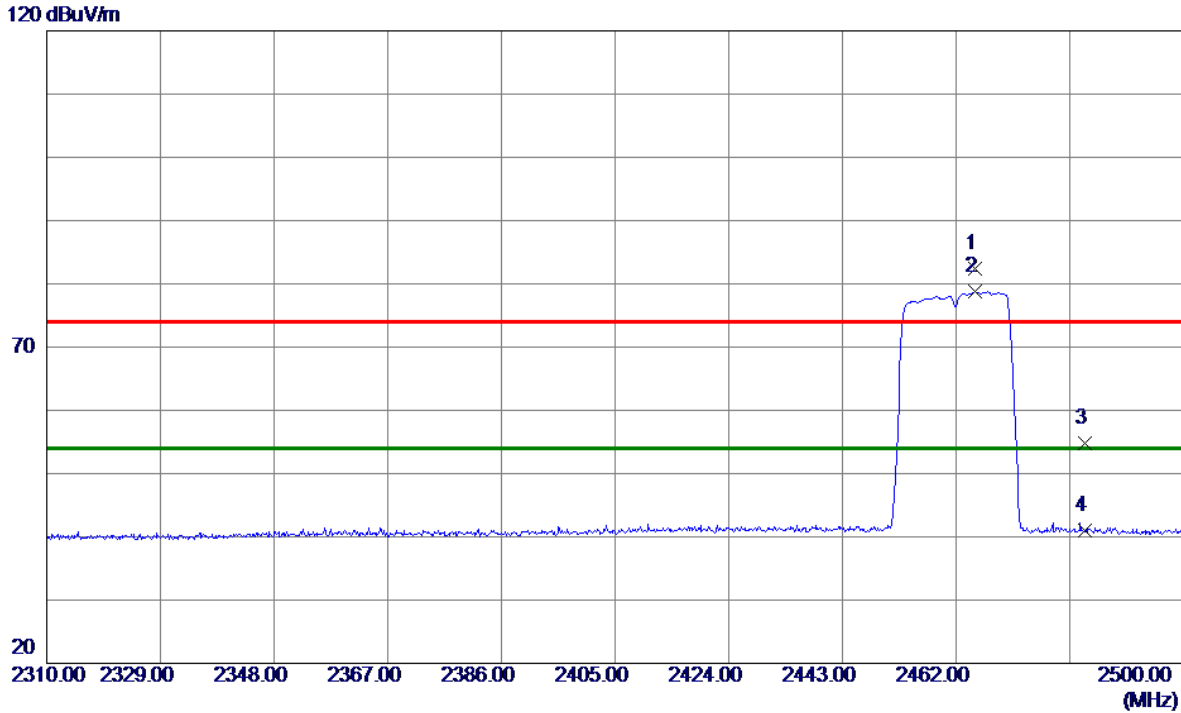


No.	Freq. MHz	Reading Level dBuV/m	Correct Factor dB	Measure ment dBuV/m	Limit dBuV/m	Margin dB	Detector	Comment
1 *	4924.0000	52.73	-16.82	35.91	74.00	-38.09	Peak	

**REMARKS:**

- (1) Measurement Value = Reading Level + Correct Factor.
- (2) Margin Level = Measurement Value - Limit Value.

Test Mode	TX N(HT20) Mode 2462 MHz	Polarization	Horizontal
-----------	--------------------------	--------------	------------



No.	Freq. MHz	Reading Level dBuV/m	Correct Factor dB	Measure ment dBuV/m	Limit dBuV/m	Margin dB	Detector	Comment
1	2465.2300	51.61	30.86	82.47	74.00	8.47	Peak	
2 *	2465.2300	47.90	30.86	78.76	54.00	24.76	AVG	
3	2483.5000	23.80	30.94	54.74	74.00	-19.26	Peak	
4	2483.5000	10.11	30.94	41.05	54.00	-12.95	AVG	

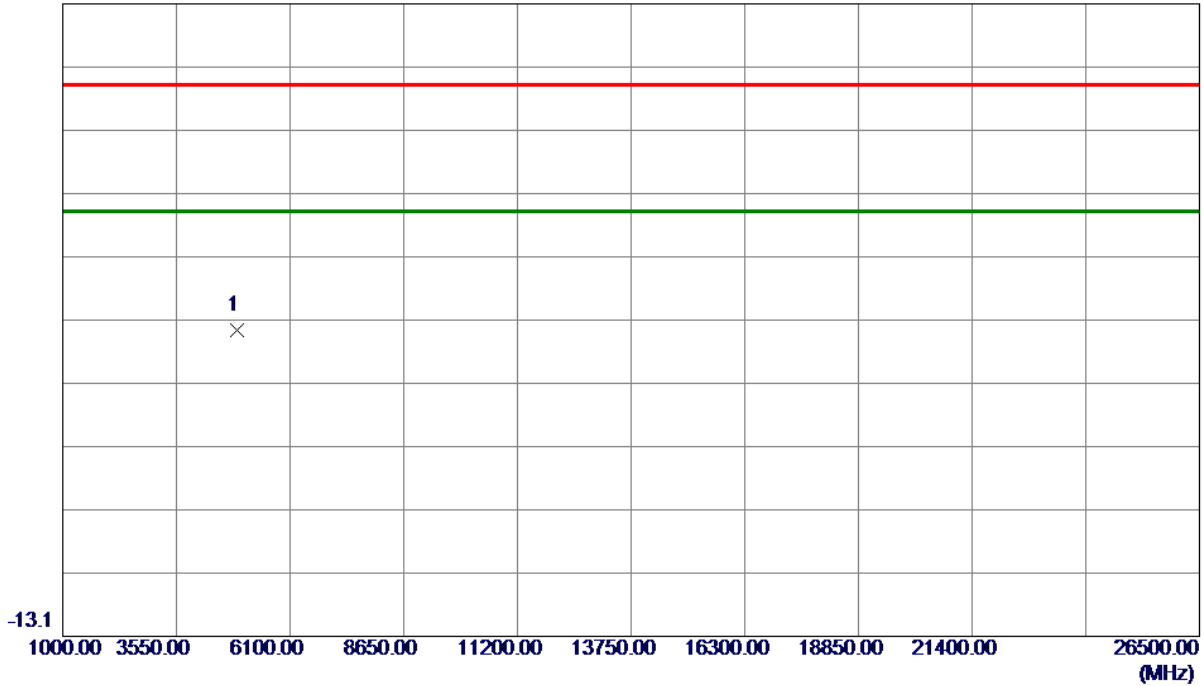
**REMARKS:**

- (1) Measurement Value = Reading Level + Correct Factor.
- (2) Margin Level = Measurement Value - Limit Value.



Test Mode	TX N(HT20) Mode 2462 MHz	Polarization	Horizontal
-----------	--------------------------	--------------	------------

86.9 dBuV/m



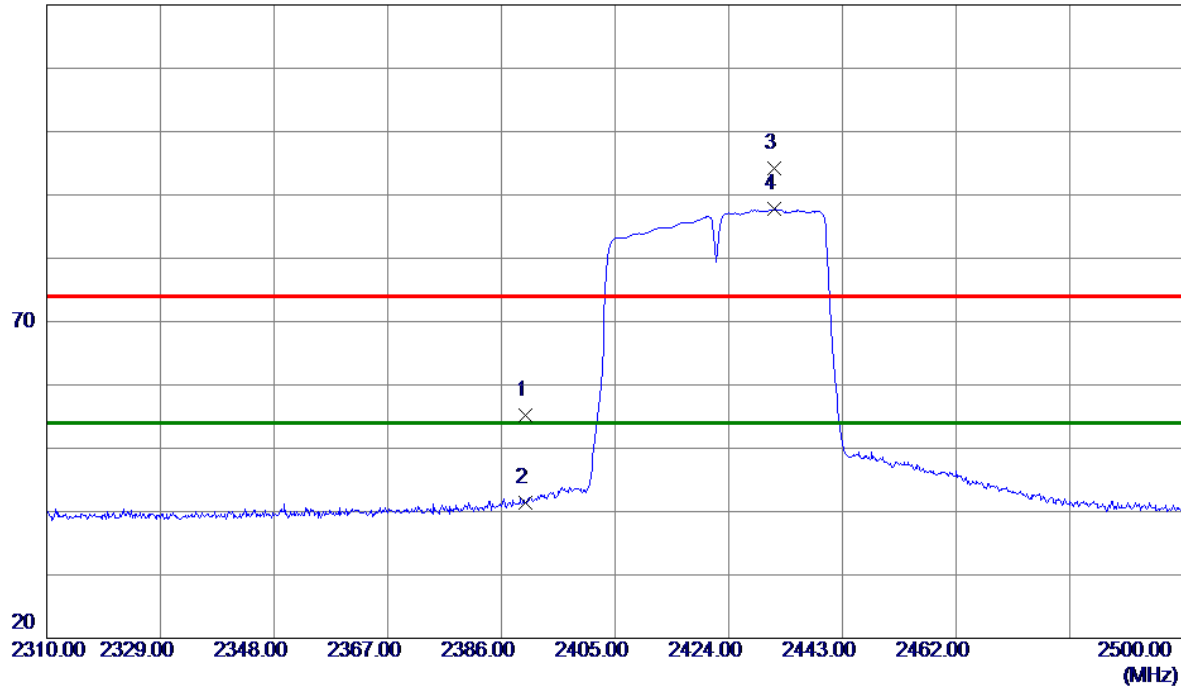
No.	Freq. MHz	Reading Level dBuV/m	Correct Factor dB	Measure ment dBuV/m	Limit dBuV/m	Margin dB	Detector	Comment
1 *	4924.0000	52.12	-16.82	35.30	74.00	-38.70	Peak	

REMARKS:

- (1) Measurement Value = Reading Level + Correct Factor.
- (2) Margin Level = Measurement Value - Limit Value.

Test Mode	TX N(HT40) Mode 2422 MHz	Polarization	Vertical
-----------	--------------------------	--------------	----------

120 dBuV/m



No.	Freq. MHz	Reading Level dBuV/m	Correct Factor dB	Measure ment dBuV/m	Limit dBuV/m	Margin dB	Detector	Comment
1	2390.0000	24.72	30.55	55.27	74.00	-18.73	Peak	
2	2390.0000	10.77	30.55	41.32	54.00	-12.68	AVG	
3	2431.6950	63.50	30.72	94.22	74.00	20.22	Peak	
4 *	2431.6950	57.08	30.72	87.80	54.00	33.80	AVG	

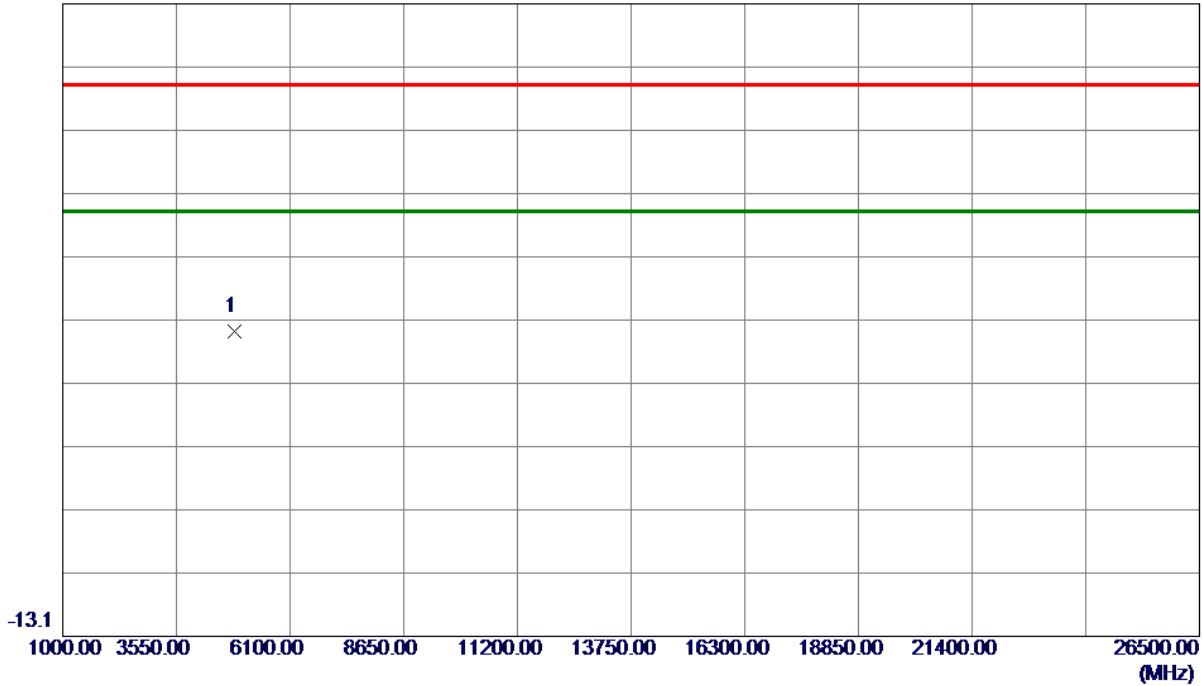
**REMARKS:**

(1) Measurement Value = Reading Level + Correct Factor.

(2) Margin Level = Measurement Value - Limit Value.

Test Mode	TX N(HT40) Mode 2422 MHz	Polarization	Vertical
-----------	--------------------------	--------------	----------

86.9 dBuV/m



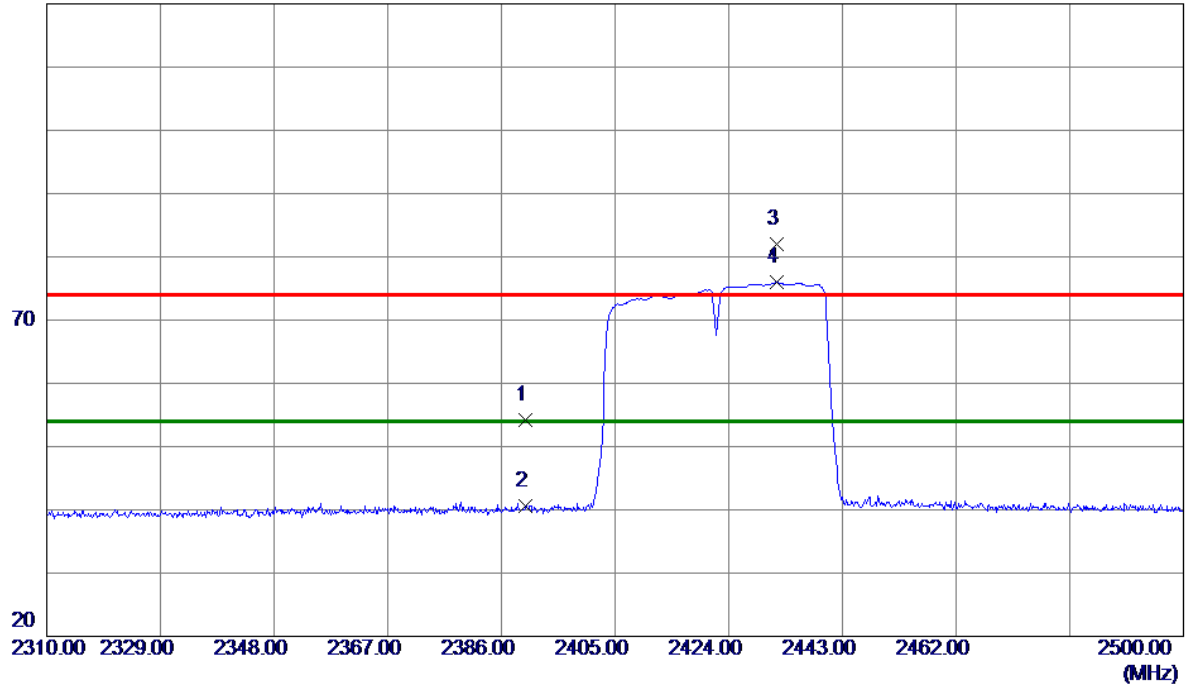
No.	Freq. MHz	Reading Level dBuV/m	Correct Factor dB	Measure ment dBuV/m	Limit dBuV/m	Margin dB	Detector	Comment
1 *	4844.0000	52.29	-17.12	35.17	74.00	-38.83	Peak	

**REMARKS:**

- (1) Measurement Value = Reading Level + Correct Factor.
- (2) Margin Level = Measurement Value - Limit Value.

Test Mode	TX N(HT40) Mode 2422 MHz	Polarization	Horizontal
-----------	--------------------------	--------------	------------

120 dBuV/m



No.	Freq. MHz	Reading Level dBuV/m	Correct Factor dB	Measure ment dBuV/m	Limit dBuV/m	Margin dB	Detector	Comment
1	2390.0000	23.63	30.55	54.18	74.00	-19.82	Peak	
2	2390.0000	9.96	30.55	40.51	54.00	-13.49	AVG	
3	2431.9800	51.18	30.72	81.90	74.00	7.90	Peak	
4 *	2431.9800	45.25	30.72	75.97	54.00	21.97	AVG	

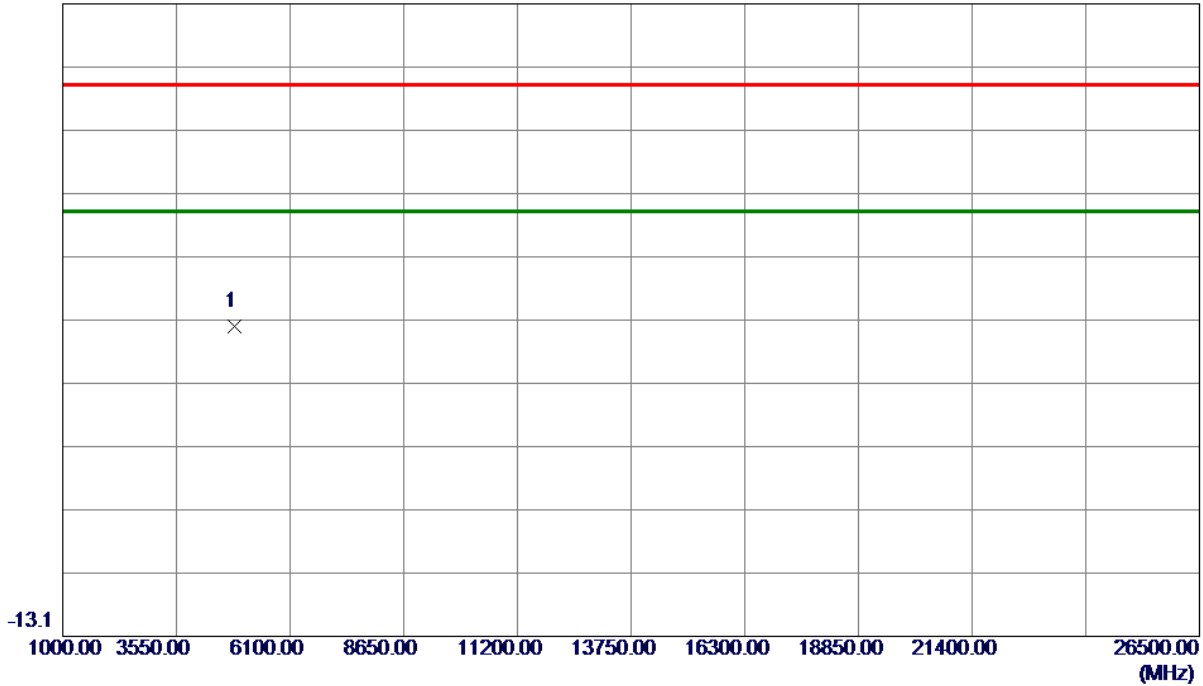
**REMARKS:**

(1) Measurement Value = Reading Level + Correct Factor.

(2) Margin Level = Measurement Value - Limit Value.

Test Mode	TX N(HT40) Mode 2422 MHz	Polarization	Horizontal
-----------	--------------------------	--------------	------------

86.9 dBuV/m



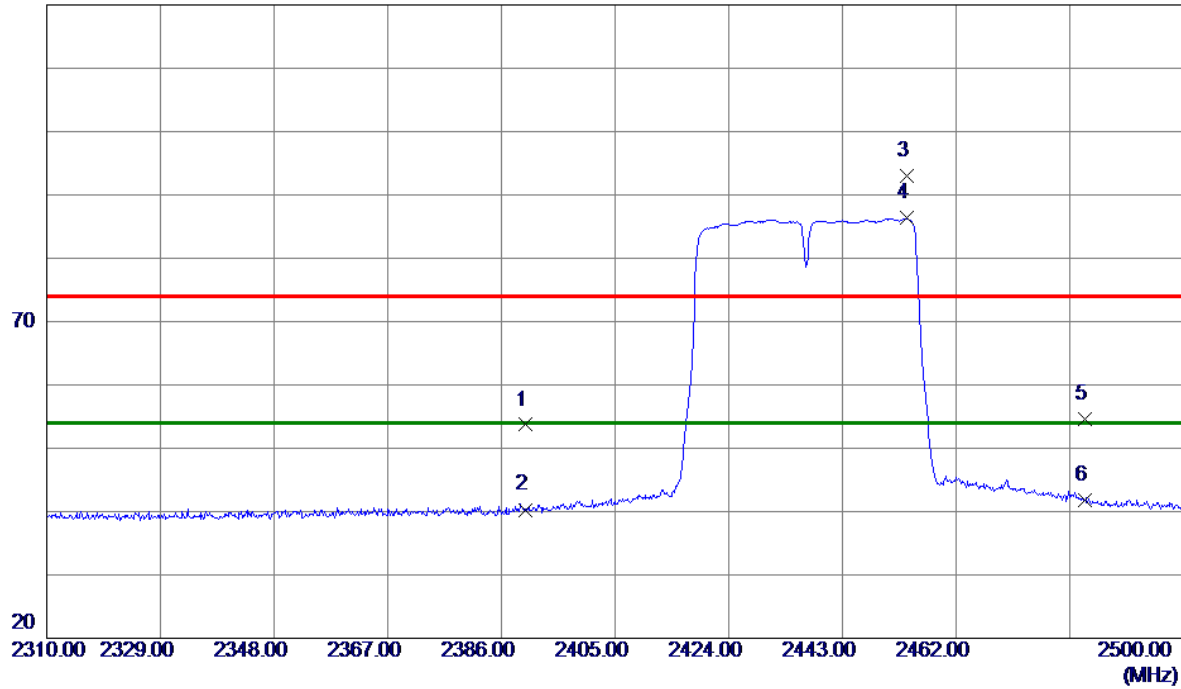
No.	Freq. MHz	Reading Level dBuV/m	Correct Factor dB	Measure ment dBuV/m	Limit dBuV/m	Margin dB	Detector	Comment
1 *	4844.0000	53.05	-17.12	35.93	74.00	-38.07	Peak	

REMARKS:

- (1) Measurement Value = Reading Level + Correct Factor.
- (2) Margin Level = Measurement Value - Limit Value.

Test Mode	TX N(HT40) Mode 2437 MHz	Polarization	Vertical
-----------	--------------------------	--------------	----------

120 dBuV/m



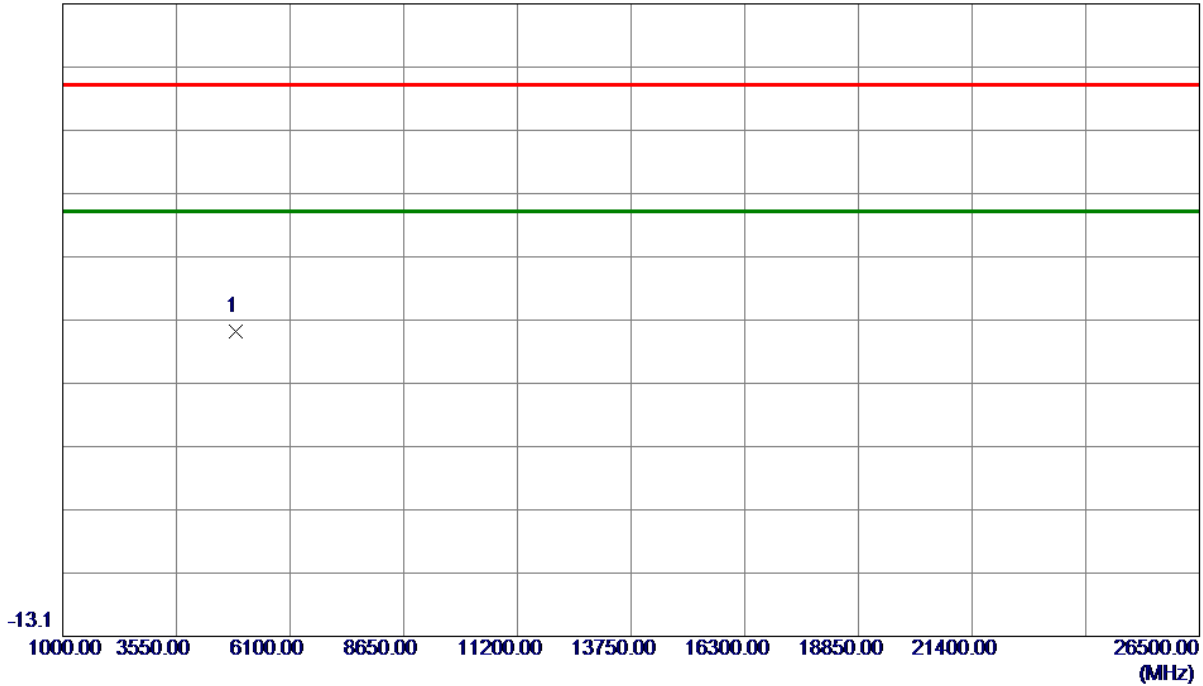
No.	Freq. MHz	Reading Level dBuV/m	Correct Factor dB	Measure ment dBuV/m	Limit dBuV/m	Margin dB	Detector	Comment
1	2390.0000	23.15	30.55	53.70	74.00	-20.30	Peak	
2	2390.0000	9.75	30.55	40.30	54.00	-13.70	AVG	
3	2453.8300	62.21	30.82	93.03	74.00	19.03	Peak	
4 *	2453.8300	55.49	30.82	86.31	54.00	32.31	AVG	
5	2483.5000	23.73	30.94	54.67	74.00	-19.33	Peak	
6	2483.5000	10.80	30.94	41.74	54.00	-12.26	AVG	

REMARKS:

- (1) Measurement Value = Reading Level + Correct Factor.
- (2) Margin Level = Measurement Value - Limit Value.

Test Mode	TX N(HT40) Mode 2437 MHz	Polarization	Vertical
-----------	--------------------------	--------------	----------

86.9 dBuV/m

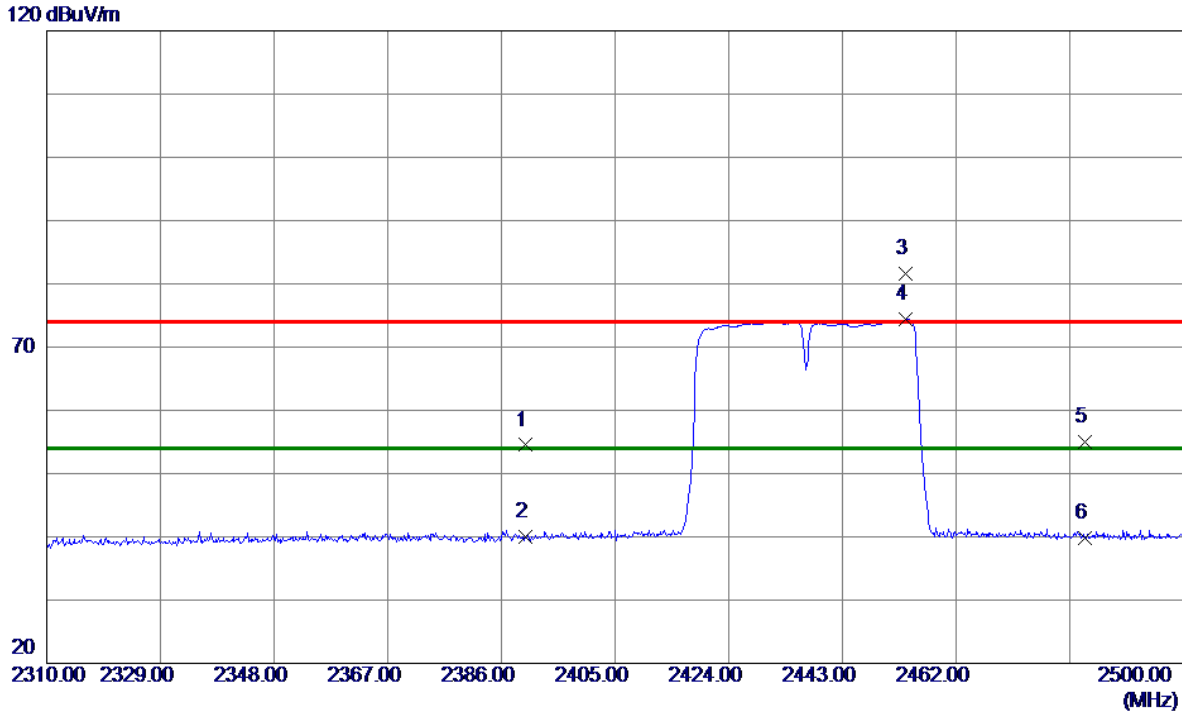


No.	Freq. MHz	Reading Level dBuV/m	Correct Factor dB	Measure ment dBuV/m	Limit dBuV/m	Margin dB	Detector	Comment
1 *	4874.0000	52.15	-17.01	35.14	74.00	-38.86	Peak	

**REMARKS:**

- (1) Measurement Value = Reading Level + Correct Factor.
- (2) Margin Level = Measurement Value - Limit Value.

Test Mode	TX N(HT40) Mode 2437 MHz	Polarization	Horizontal
-----------	--------------------------	--------------	------------



No.	Freq. MHz	Reading Level dBuV/m	Correct Factor dB	Measure ment dBuV/m	Limit dBuV/m	Margin dB	Detector	Comment
1	2390.0000	23.95	30.55	54.50	74.00	-19.50	Peak	
2	2390.0000	9.43	30.55	39.98	54.00	-14.02	AVG	
3	2453.5450	50.87	30.81	81.68	74.00	7.68	Peak	
4 *	2453.5450	43.66	30.81	74.47	54.00	20.47	AVG	
5	2483.5000	24.01	30.94	54.95	74.00	-19.05	Peak	
6	2483.5000	8.81	30.94	39.75	54.00	-14.25	AVG	

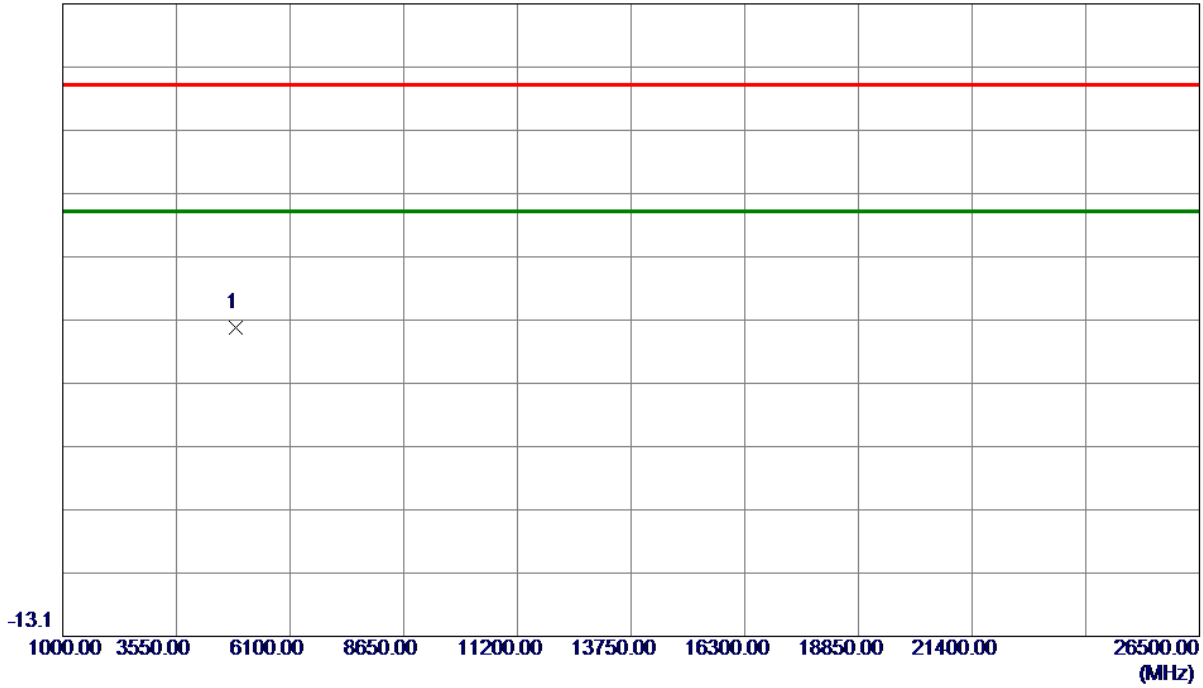
**REMARKS:**

- (1) Measurement Value = Reading Level + Correct Factor.
- (2) Margin Level = Measurement Value - Limit Value.



Test Mode	TX N(HT40) Mode 2437 MHz	Polarization	Horizontal
-----------	--------------------------	--------------	------------

86.9 dBuV/m



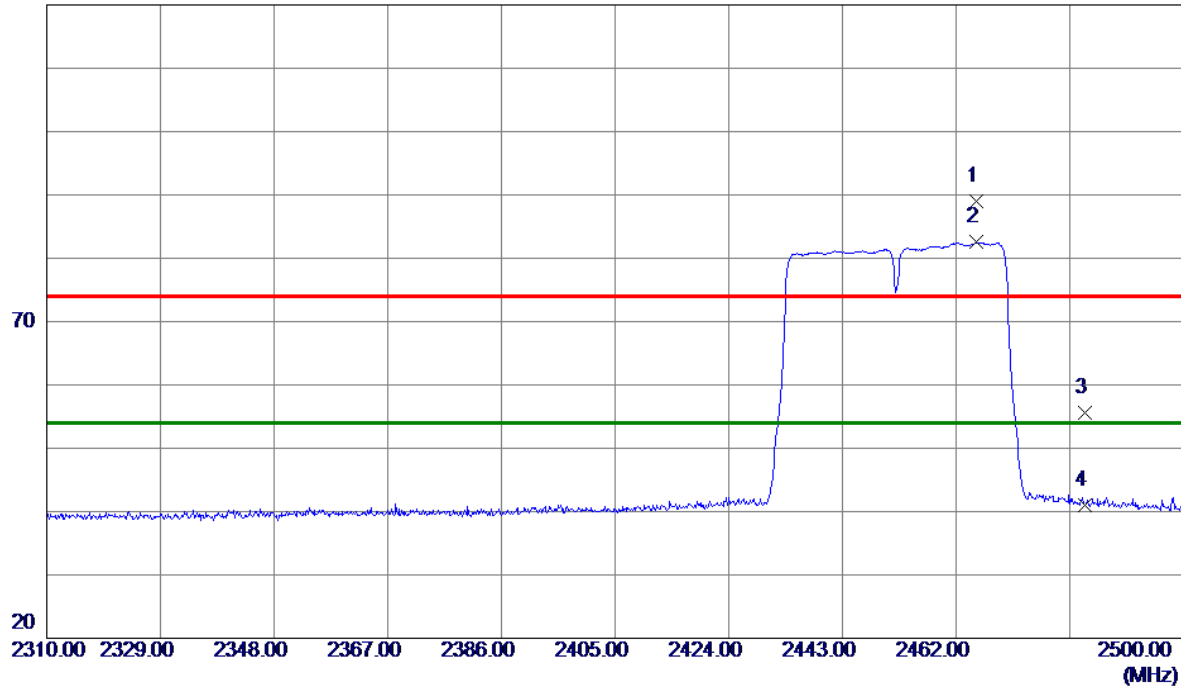
No.	Freq. MHz	Reading Level dBuV/m	Correct Factor dB	Measure ment dBuV/m	Limit dBuV/m	Margin dB	Detector	Comment
1 *	4874.0000	52.76	-17.01	35.75	74.00	-38.25	Peak	

REMARKS:

- (1) Measurement Value = Reading Level + Correct Factor.
- (2) Margin Level = Measurement Value - Limit Value.

Test Mode	TX N(HT40) Mode 2452 MHz	Polarization	Vertical
-----------	--------------------------	--------------	----------

120 dBuV/m



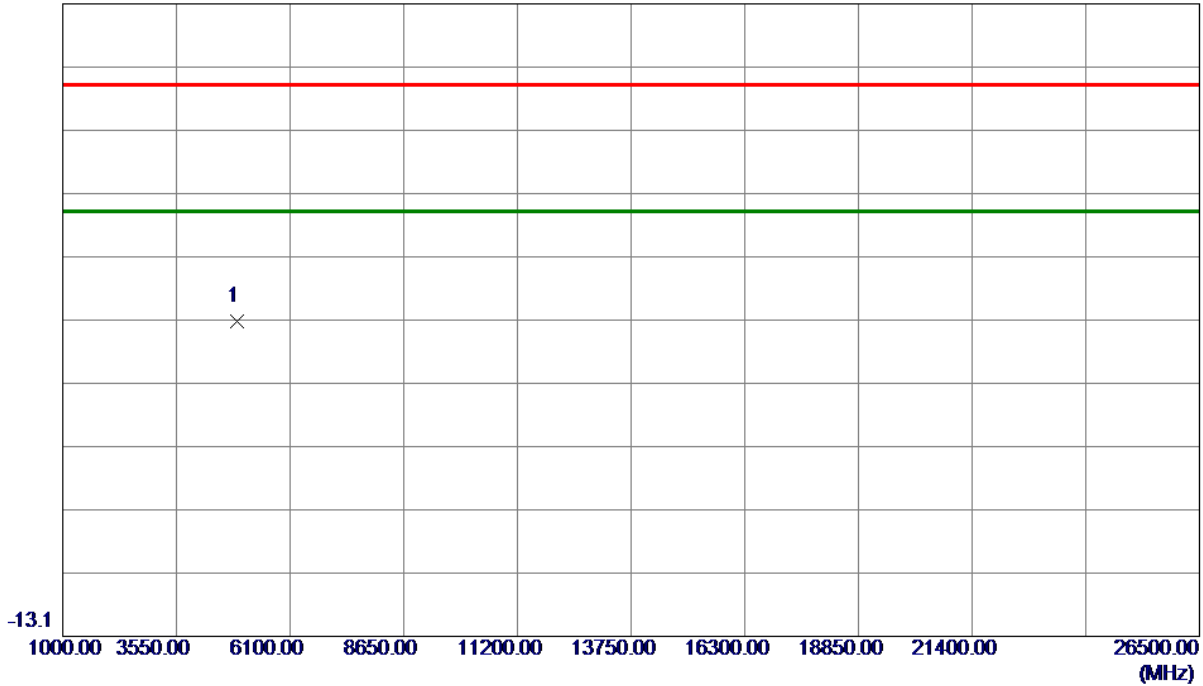
No.	Freq. MHz	Reading Level dBuV/m	Correct Factor dB	Measure ment dBuV/m	Limit dBuV/m	Margin dB	Detector	Comment
1	2465.3250	58.22	30.86	89.08	74.00	15.08	Peak	
2 *	2465.3250	51.68	30.86	82.54	54.00	28.54	AVG	
3	2483.5000	24.63	30.94	55.57	74.00	-18.43	Peak	
4	2483.5000	10.10	30.94	41.04	54.00	-12.96	AVG	

REMARKS:

- (1) Measurement Value = Reading Level + Correct Factor.
- (2) Margin Level = Measurement Value - Limit Value.

Test Mode	TX N(HT40) Mode 2452 MHz	Polarization	Vertical
-----------	--------------------------	--------------	----------

86.9 dBuV/m

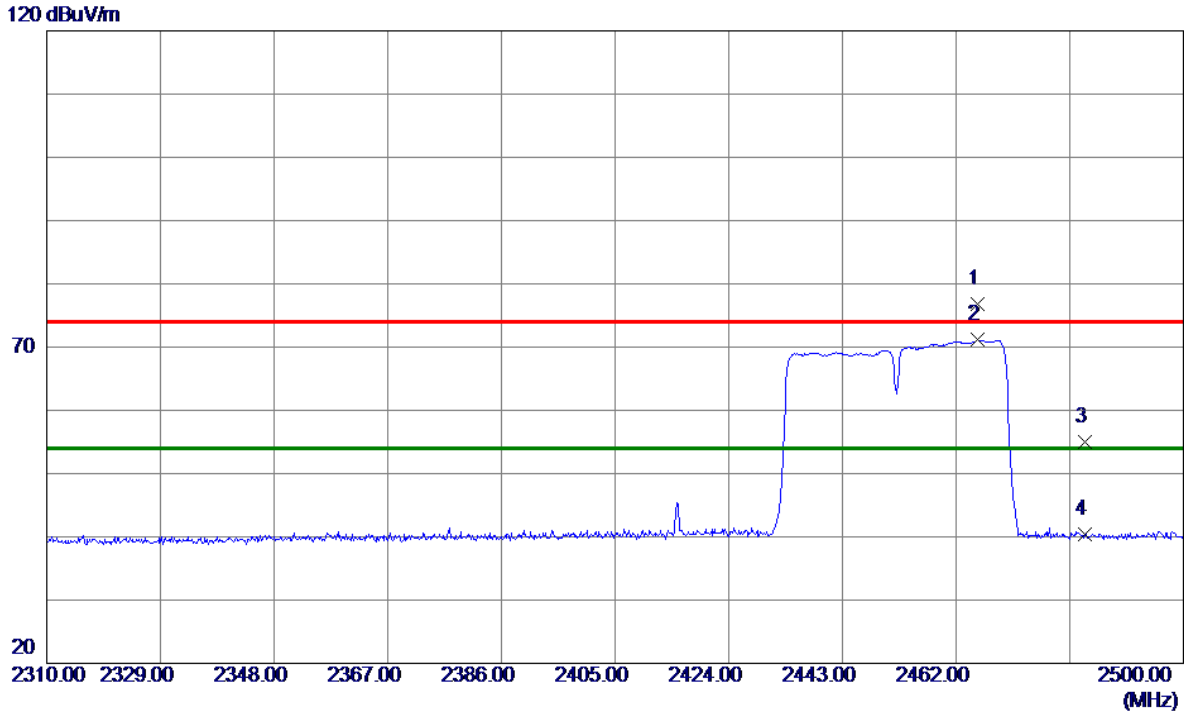


No.	Freq. MHz	Reading Level dBuV/m	Correct Factor dB	Measure ment dBuV/m	Limit dBuV/m	Margin dB	Detector	Comment
1 *	4905.0000	53.60	-16.89	36.71	74.00	-37.29	Peak	

**REMARKS:**

- (1) Measurement Value = Reading Level + Correct Factor.
- (2) Margin Level = Measurement Value - Limit Value.

Test Mode	TX N(HT40) Mode 2452 MHz	Polarization	Horizontal
-----------	--------------------------	--------------	------------



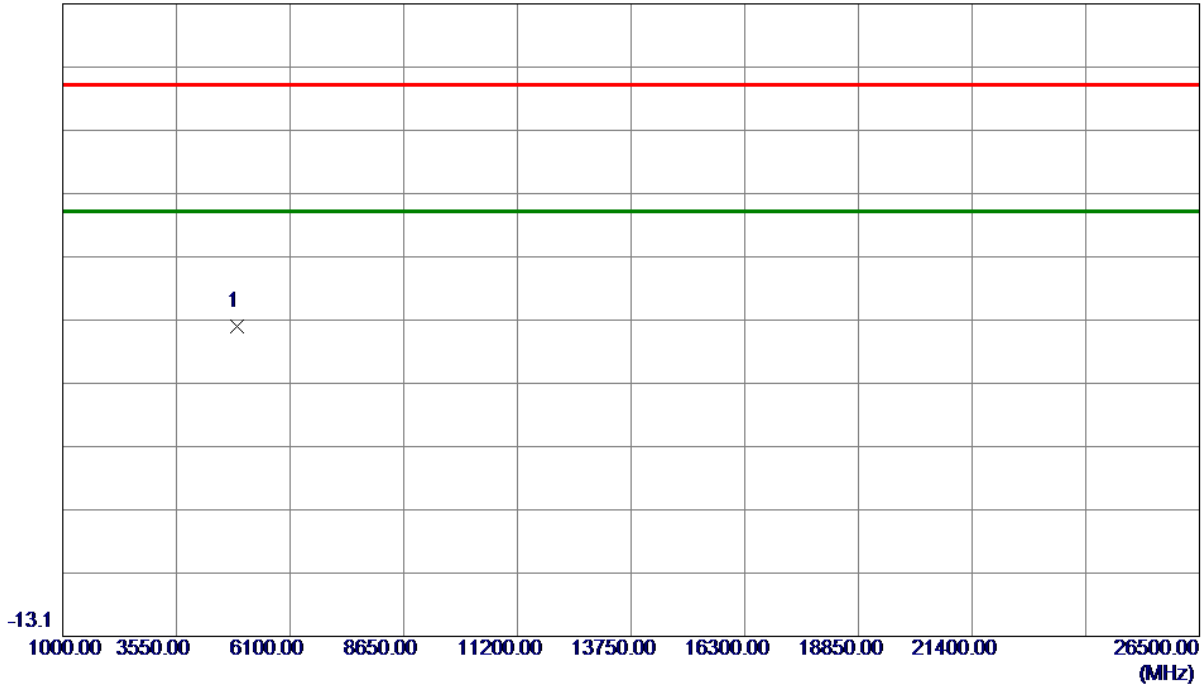
No.	Freq. MHz	Reading Level dBuV/m	Correct Factor dB	Measure ment dBuV/m	Limit dBuV/m	Margin dB	Detector	Comment
1	2465.5149	45.97	30.87	76.84	74.00	2.84	Peak	
2 *	2465.5149	40.32	30.87	71.19	54.00	17.19	AVG	
3	2483.5000	23.98	30.94	54.92	74.00	-19.08	Peak	
4	2483.5000	9.44	30.94	40.38	54.00	-13.62	AVG	

**REMARKS:**

- (1) Measurement Value = Reading Level + Correct Factor.
- (2) Margin Level = Measurement Value - Limit Value.

Test Mode	TX N(HT40) Mode 2452 MHz	Polarization	Horizontal
-----------	--------------------------	--------------	------------

86.9 dBuV/m



No.	Freq. MHz	Reading Level dBuV/m	Correct Factor dB	Measure ment dBuV/m	Limit dBuV/m	Margin dB	Detector	Comment
1 *	4904.0000	52.84	-16.89	35.95	74.00	-38.05	Peak	

REMARKS:

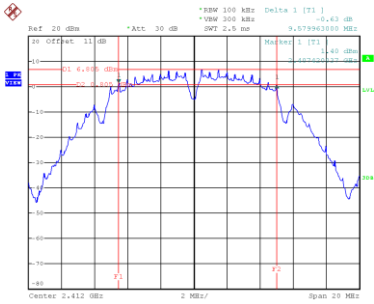
- (1) Measurement Value = Reading Level + Correct Factor.
- (2) Margin Level = Measurement Value - Limit Value.

## APPENDIX E - BANDWIDTH

Test Mode	TX B Mode
-----------	-----------

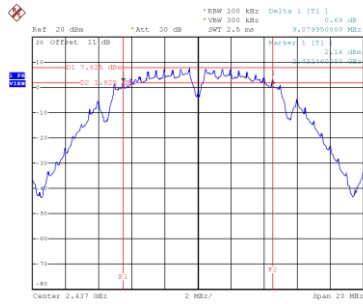
Channel	Frequency (MHz)	6 dB Bandwidth (MHz)	99 % Occupied Bandwidth (MHz)	6 dB Bandwidth Min. Limit (MHz)	Result
01	2412	9.580	12.000	0.5	Complies
06	2437	9.080	11.920	0.5	Complies
11	2462	8.599	11.920	0.5	Complies

**CH01**



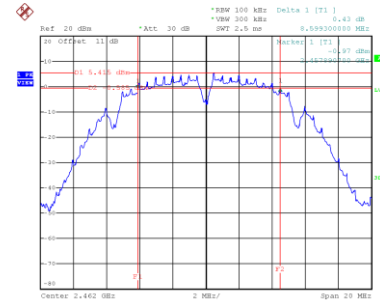
Date: 11.JAN.2022 17:01:30

**CH06**  
6 dB Bandwidth



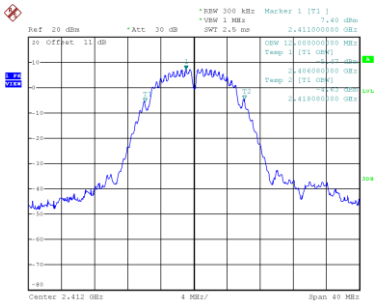
Date: 11.JAN.2022 17:04:17

**CH11**

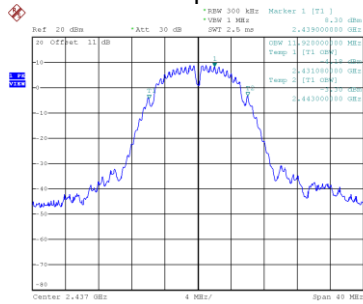


Date: 11.JAN.2022 17:06:12

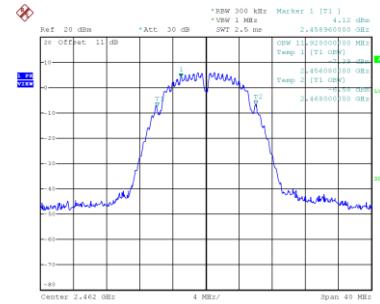
**99 % Occupied Bandwidth**



Date: 11.JAN.2022 17:01:36



Date: 11.JAN.2022 17:04:24

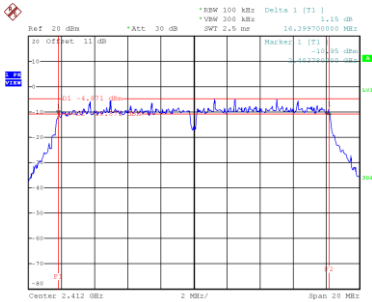


Date: 11.JAN.2022 17:06:19

Test Mode	TX G Mode
-----------	-----------

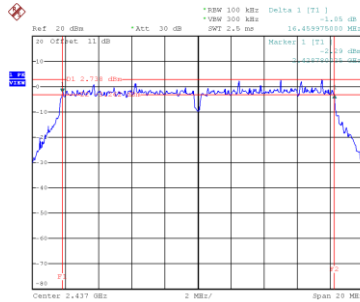
Channel	Frequency (MHz)	6 dB Bandwidth (MHz)	99 % Occupied Bandwidth (MHz)	6 dB Bandwidth Min. Limit (MHz)	Result
01	2412	16.400	16.960	0.5	Complies
06	2437	16.460	17.040	0.5	Complies
11	2462	16.430	16.960	0.5	Complies

**CH01**



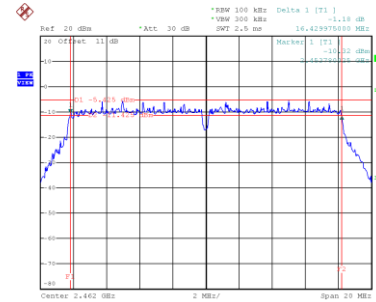
Date: 11.JAN.2022 17:10:31

**CH06**  
6 dB Bandwidth



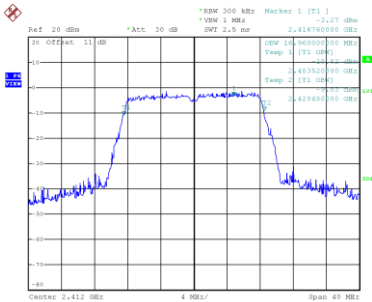
Date: 11.JAN.2022 17:12:32

**CH11**

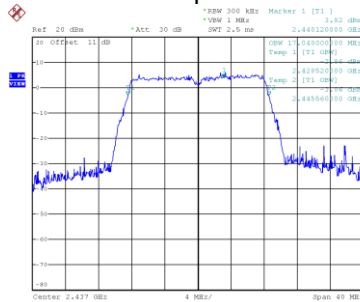


Date: 11.JAN.2022 17:16:34

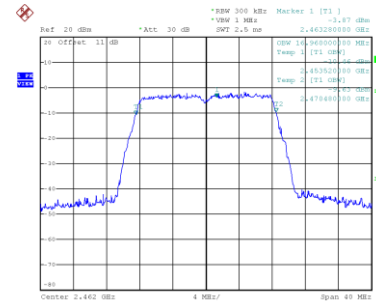
**99 % Occupied Bandwidth**



Date: 11.JAN.2022 17:10:37



Date: 11.JAN.2022 17:12:38



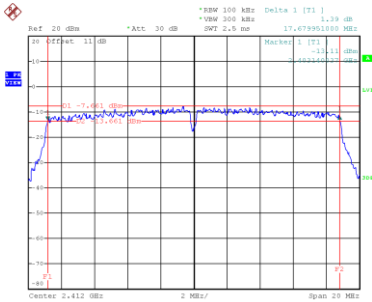
Date: 11.JAN.2022 17:16:41



Test Mode	TX N(HT20) Mode
-----------	-----------------

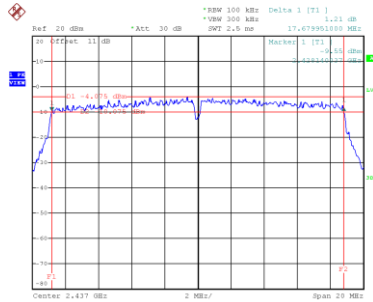
Channel	Frequency (MHz)	6 dB Bandwidth (MHz)	99 % Occupied Bandwidth (MHz)	6 dB Bandwidth Min. Limit (MHz)	Result
01	2412	17.680	17.680	0.5	Complies
06	2437	17.680	17.680	0.5	Complies
11	2462	17.860	17.840	0.5	Complies

**CH01**



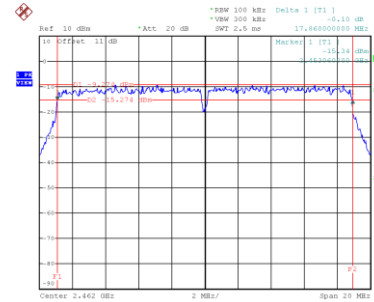
Date: 11-JAN-2022 17:19:22

**CH06**  
6 dB Bandwidth



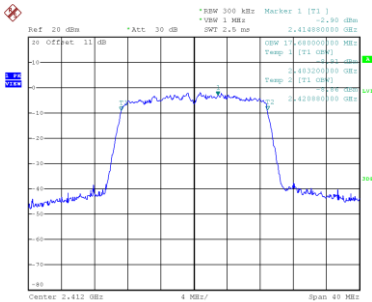
Date: 11-JAN-2022 17:23:02

**CH11**

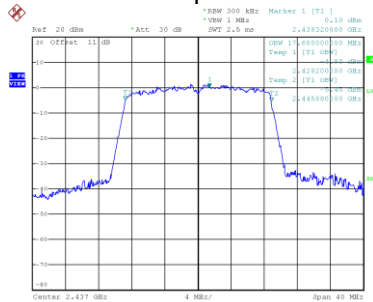


Date: 11-JAN-2022 16:12:11

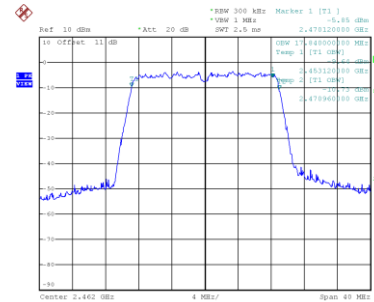
**99 % Occupied Bandwidth**



Date: 11-JAN-2022 17:19:28



Date: 11-JAN-2022 17:23:09

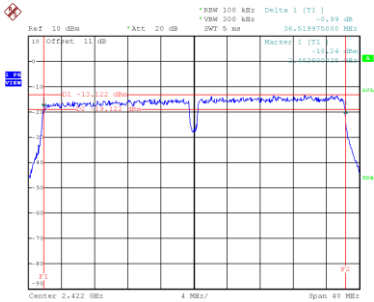


Date: 11-JAN-2022 16:12:18

Test Mode	TX N(HT40) Mode
-----------	-----------------

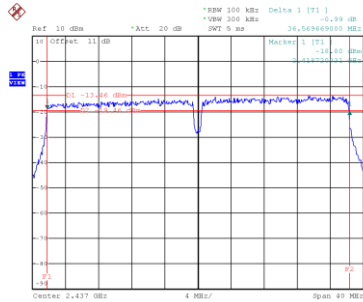
Channel	Frequency (MHz)	6 dB Bandwidth (MHz)	99 % Occupied Bandwidth (MHz)	6 dB Bandwidth Min. Limit (MHz)	Result
03	2422	36.520	36.640	0.5	Complies
06	2437	36.570	36.640	0.5	Complies
09	2452	36.600	36.640	0.5	Complies

**CH03**



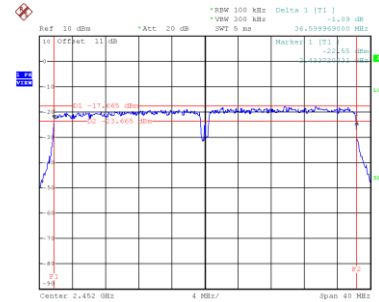
Date: 11.JAN.2022 17:38:134

**CH06**  
6 dB Bandwidth



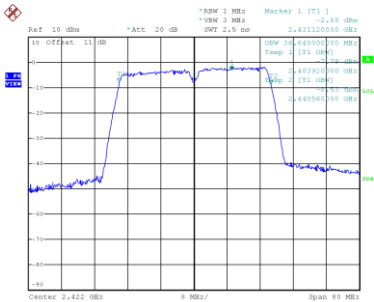
Date: 11.JAN.2022 18:09:131

**CH09**

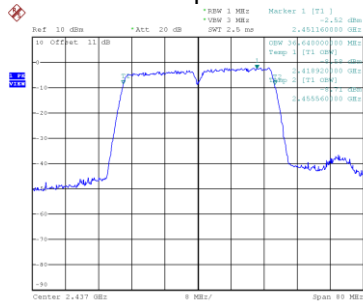


Date: 11.JAN.2022 17:45:128

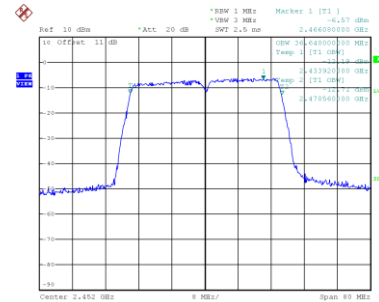
**99 % Occupied Bandwidth**



Date: 11.JAN.2022 17:38:141



Date: 11.JAN.2022 18:09:137



Date: 11.JAN.2022 17:45:135

## APPENDIX F - MAXIMUM OUTPUT POWER

Test Mode	TX B Mode_Ant. 1
-----------	------------------

Channel	Frequency (MHz)	Output Power (dBm)	Max. Limit (dBm)	Max. Limit (W)	Result
01	2412	18.91	24.00	0.2512	Complies
06	2437	20.14	24.00	0.2512	Complies
11	2462	17.13	24.00	0.2512	Complies

Test Mode	TX G Mode_Ant. 1
-----------	------------------

Channel	Frequency (MHz)	Output Power (dBm)	Max. Limit (dBm)	Max. Limit (W)	Result
01	2412	15.66	24.00	0.2512	Complies
06	2437	23.64	24.00	0.2512	Complies
11	2462	16.12	24.00	0.2512	Complies

Test Mode	TX N(HT20) Mode_Ant. 1
-----------	------------------------

Channel	Frequency (MHz)	Output Power (dBm)	Max. Limit (dBm)	Max. Limit (W)	Result
01	2412	16.17	24.00	0.2512	Complies
06	2437	18.74	24.00	0.2512	Complies
11	2462	14.57	24.00	0.2512	Complies

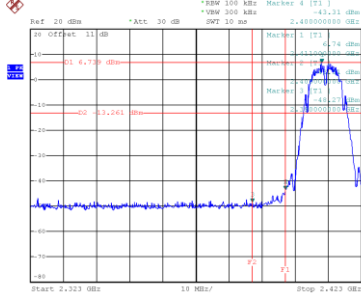
Test Mode	TX N(HT40) Mode_Ant. 1
-----------	------------------------

Channel	Frequency (MHz)	Output Power (dBm)	Max. Limit (dBm)	Max. Limit (W)	Result
03	2422	13.76	24.00	0.2512	Complies
06	2437	13.85	24.00	0.2512	Complies
09	2452	10.18	24.00	0.2512	Complies

## **APPENDIX G - CONDUCTED SPURIOUS EMISSIONS**

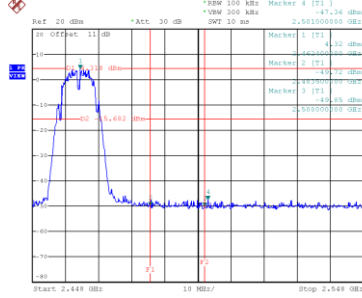
Test Mode TX B Mode\_Ant. 1

### Bandedge-CH01



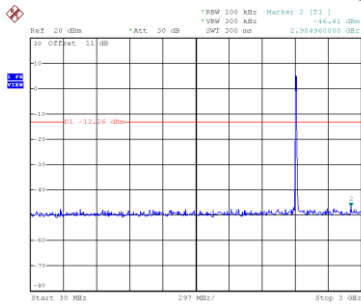
Date: 11.JAN.2022 17:0144

### Bandedge-CH11

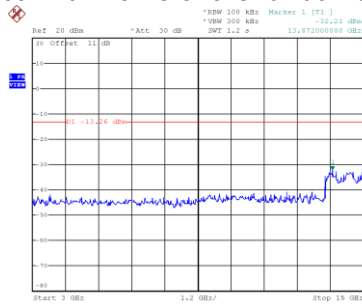


Date: 11.JAN.2022 17:0626

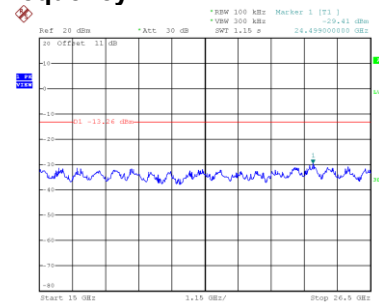
### CH01 – 10th Harmonic of the fundamental frequency



Date: 11.JAN.2022 17:0157

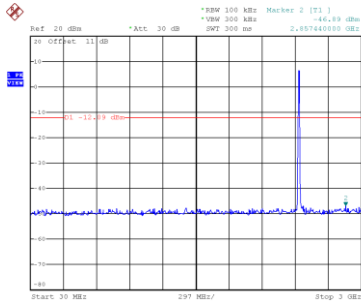


Date: 11.JAN.2022 17:02104

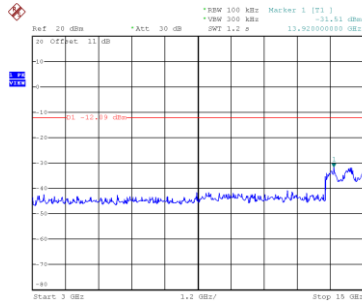


Date: 11.JAN.2022 17:02111

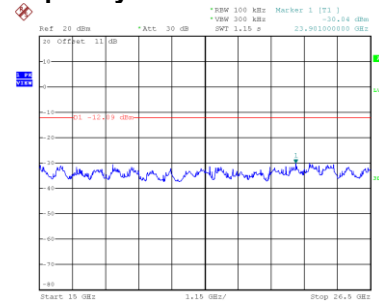
### CH06 – 10th Harmonic of the fundamental frequency



Date: 11.JAN.2022 17:04144

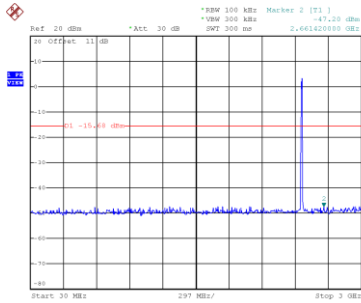


Date: 11.JAN.2022 17:04151

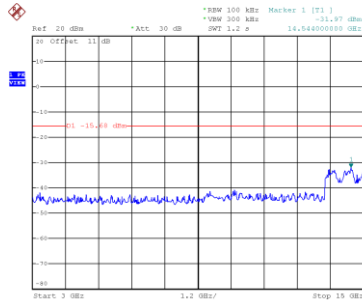


Date: 11.JAN.2022 17:04158

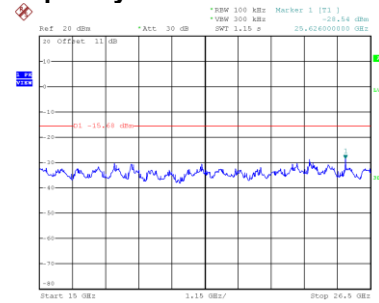
### CH11 – 10th Harmonic of the fundamental frequency



Date: 11.JAN.2022 17:06139



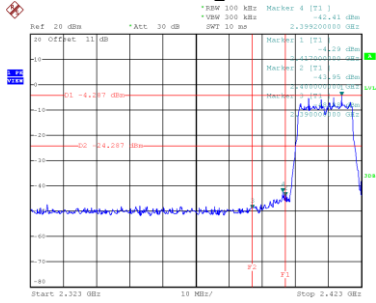
Date: 11.JAN.2022 17:06146



Date: 11.JAN.2022 17:06154

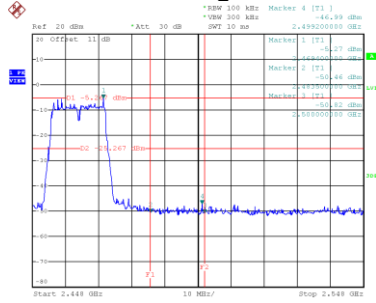
Test Mode TX G Mode\_Ant. 1

### Bandedge-CH01



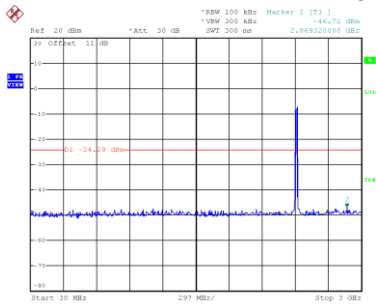
Date: 11.JAN.2022 17:10:44

### Bandedge-CH11

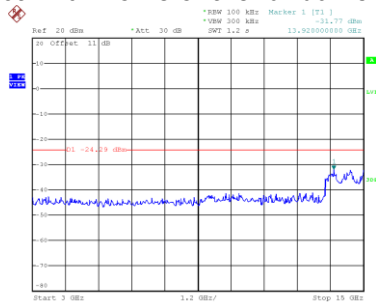


Date: 11.JAN.2022 17:16:40

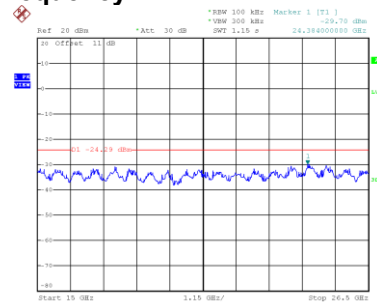
### CH01 – 10th Harmonic of the fundamental frequency



Date: 11.JAN.2022 17:10:57

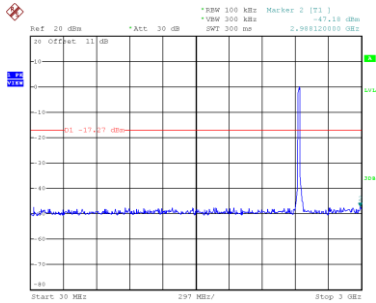


Date: 11.JAN.2022 17:11:04

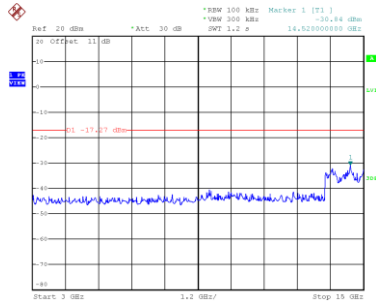


Date: 11.JAN.2022 17:11:12

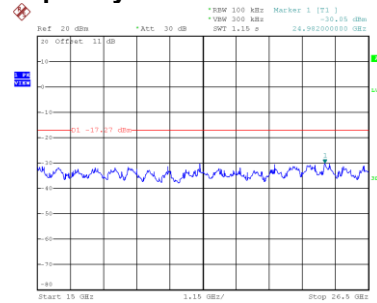
### CH06 – 10th Harmonic of the fundamental frequency



Date: 11.JAN.2022 17:12:59

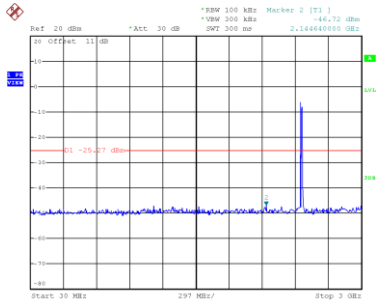


Date: 11.JAN.2022 17:13:06

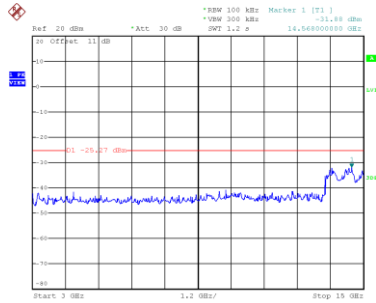


Date: 11.JAN.2022 17:13:13

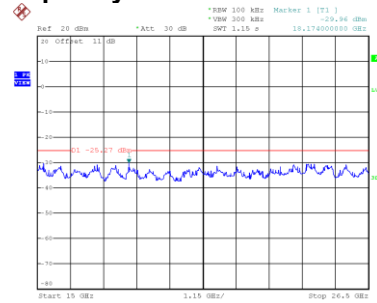
### CH11 – 10th Harmonic of the fundamental frequency



Date: 11.JAN.2022 17:17:01



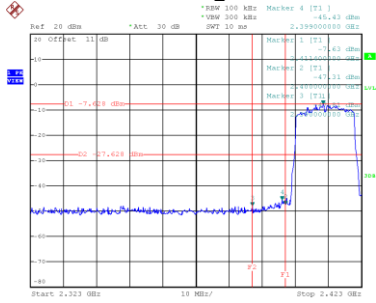
Date: 11.JAN.2022 17:17:08



Date: 11.JAN.2022 17:17:15

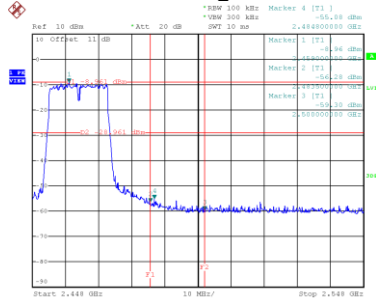
Test Mode TX N(HT20) Mode\_Ant. 1

### Bandedge-CH01



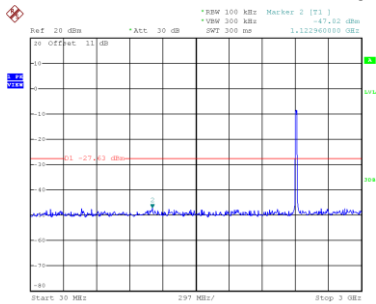
Date: 11.JAN.2022 17:19:36

### Bandedge-CH11

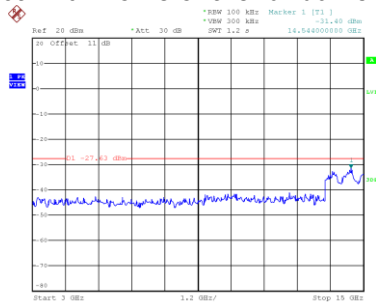


Date: 11.JAN.2022 18:12:24

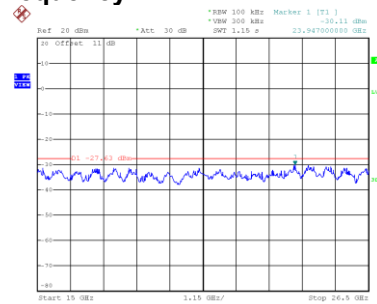
### CH01 – 10th Harmonic of the fundamental frequency



Date: 11.JAN.2022 17:19:49

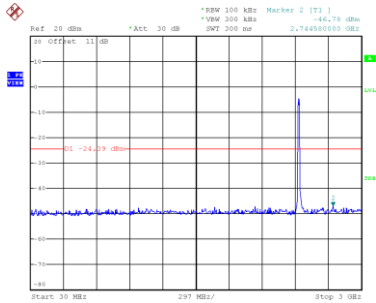


Date: 11.JAN.2022 17:19:56

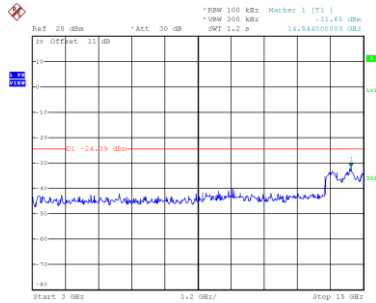


Date: 11.JAN.2022 17:20:03

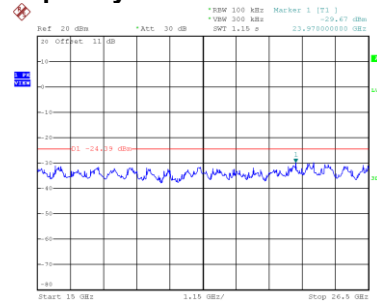
### CH06 – 10th Harmonic of the fundamental frequency



Date: 11.JAN.2022 17:23:29

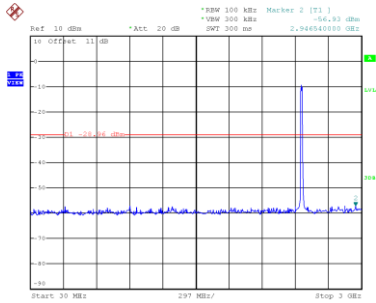


Date: 11.JAN.2022 17:23:36

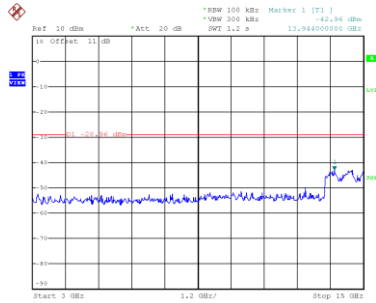


Date: 11.JAN.2022 17:23:44

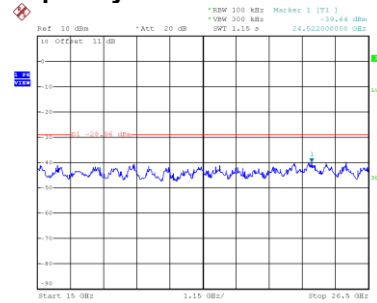
### CH11 – 10th Harmonic of the fundamental frequency



Date: 11.JAN.2022 18:12:37



Date: 11.JAN.2022 18:12:44

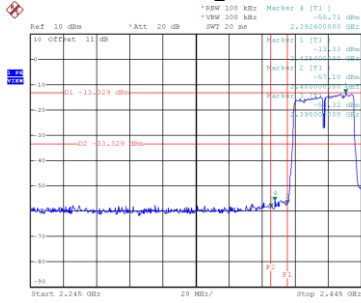


Date: 11.JAN.2022 18:12:51



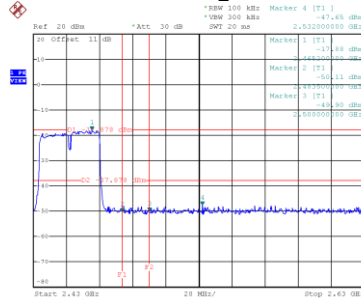
Test Mode TX N(HT40) Mode\_Ant. 1

### Bandedge-CH03



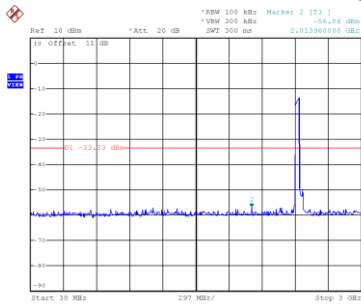
Date: 11.JAN.2022 17:38:48

### Bandedge-CH09

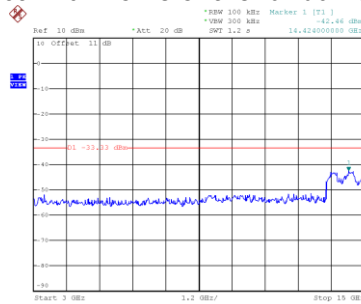


Date: 11.JAN.2022 18:01:22

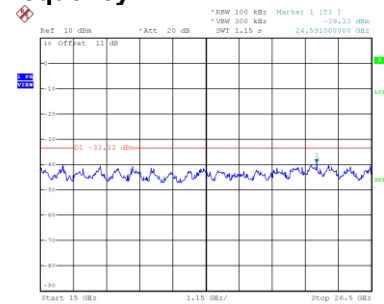
### CH03 – 10th Harmonic of the fundamental frequency



Date: 11.JAN.2022 17:39:01

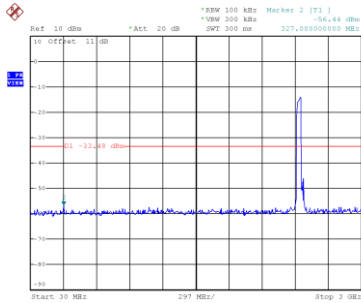


Date: 11.JAN.2022 17:39:09

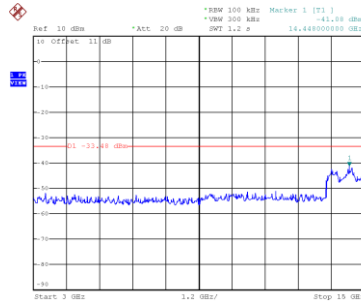


Date: 11.JAN.2022 17:39:16

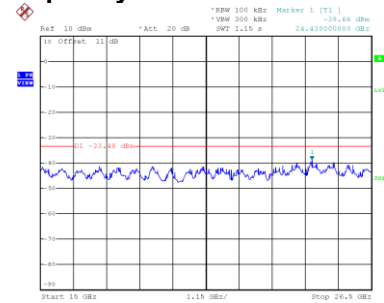
### CH06 – 10th Harmonic of the fundamental frequency



Date: 11.JAN.2022 18:09:57

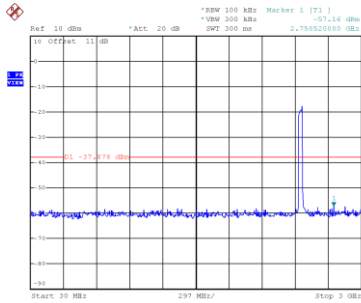


Date: 11.JAN.2022 18:10:04

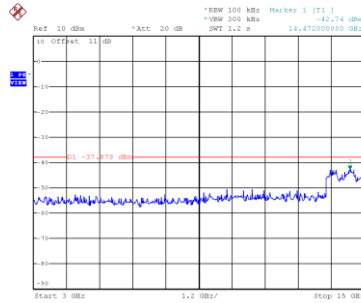


Date: 11.JAN.2022 18:10:11

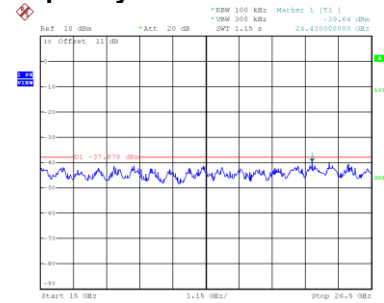
### CH09 – 10th Harmonic of the fundamental frequency



Date: 11.JAN.2022 18:18:49



Date: 11.JAN.2022 18:20:33

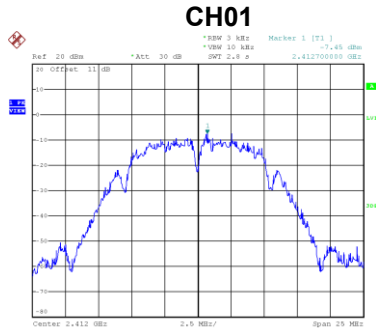


Date: 11.JAN.2022 18:22:02

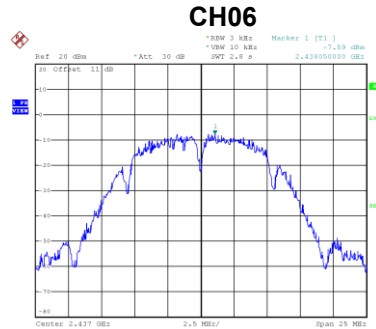
## APPENDIX H - POWER SPECTRAL DENSITY

Test Mode	TX B Mode_Ant. 1
-----------	------------------

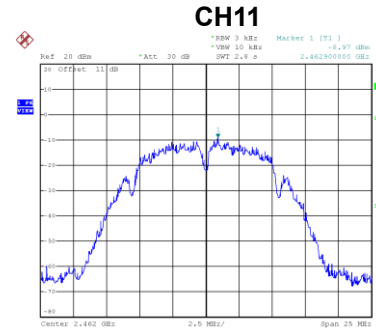
Channel	Frequency (MHz)	Power Spectral Density (dBm/3kHz)	Max. Limit (dBm/3kHz)	Result
01	2412	-7.45	2.00	Complies
06	2437	-7.59	2.00	Complies
11	2462	-8.97	2.00	Complies



Date: 11.JAN.2022 17:02:20



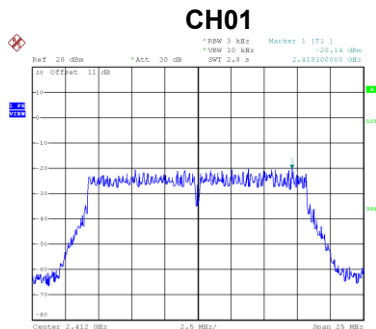
Date: 11.JAN.2022 17:05:07



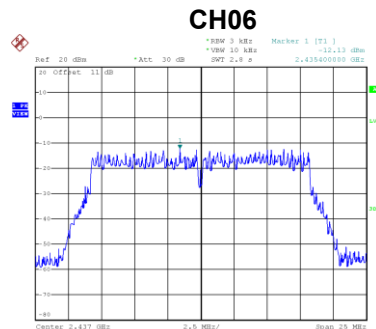
Date: 11.JAN.2022 17:07:02

Test Mode	TX G Mode_Ant. 1
-----------	------------------

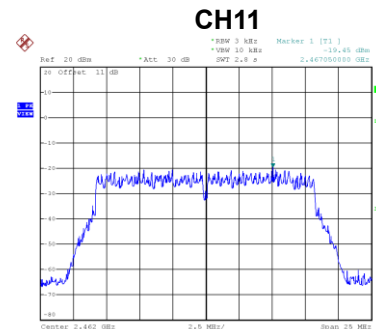
Channel	Frequency (MHz)	Power Spectral Density (dBm/3kHz)	Max. Limit (dBm/3kHz)	Result
01	2412	-20.14	2.00	Complies
06	2437	-12.13	2.00	Complies
11	2462	-19.45	2.00	Complies



Date: 11.JAN.2022 17:11:21



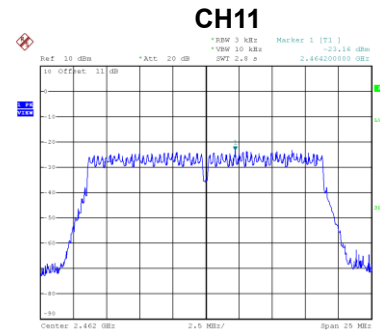
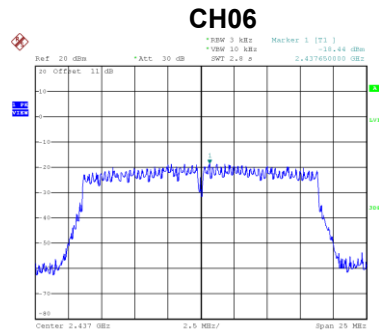
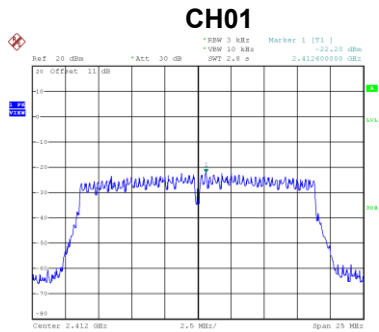
Date: 11.JAN.2022 17:13:22



Date: 11.JAN.2022 17:17:24

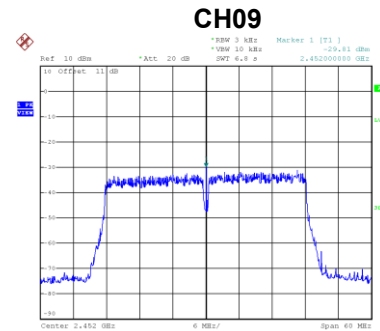
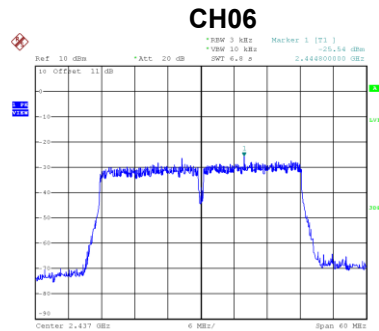
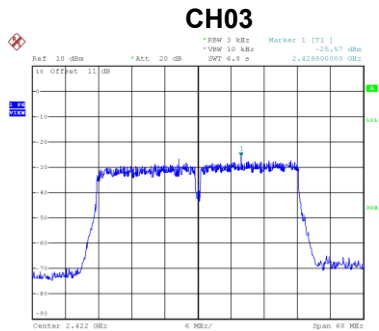
Test Mode	TX N(HT20) Mode_Ant. 1
-----------	------------------------

Channel	Frequency (MHz)	Power Spectral Density (dBm/3kHz)	Max. Limit (dBm/3kHz)	Result
01	2412	-22.20	2.00	Complies
06	2437	-18.44	2.00	Complies
11	2462	-23.16	2.00	Complies



Test Mode	TX N(HT40) Mode_Ant. 1
-----------	------------------------

Channel	Frequency (MHz)	Power Spectral Density (dBm/3kHz)	Max. Limit (dBm/3kHz)	Result
03	2422	-25.57	2.00	Complies
06	2437	-25.54	2.00	Complies
09	2452	-29.81	2.00	Complies



**End of Test Report**