

INTERNAL PHOTO DOCUMENTATION

16804256 001

for

**Pulse Radar Level Instrument
Beijing GODA Instruments Co., LTD.**



This documentation consists of 9 pages (excluding this cover page).

For GDRD53 series:



1 antenna with electronic part



2 antenna with connector top view



3 electronic part front view



4 electronic part top view



5 electronic part back view




6 electronic part bottom view



7 PCB POWER BOARD top view with shielding




8 PCB POWER BOARD top view without shielding



9 PCB POWER BOARD bottom view



10 PCB MCU BOARD top view




11 PCB MCU BOARD bottom view



12 PCB DISPLAY BOARD top view




13 PCB DISPLAY BOARD bottom view




14 PCB HF BOARD top view with shielding



15 PCB HF BOARD bottom view with shielding



16 PCB HF BOARD top view without shielding



17 PCB HF BOARD bottom view without shielding