



CMA Testing and Certification Laboratories

廠商會檢定中心

TEST REPORT

Report No. : AU0061360(5) Date : 18 Oct 2016

Application No. : LU036011(0)

Applicant : Zego Electronic Company Limited
Room 703, Kowloon Building,
555 Nathan Road, Kowloon, HK

Sample Description : One(1) item of submitted sample stated to be Copter of Alpha Drone Pro
of Model No. 66222
Sample registration No. : RU048872-002
Radio Frequency : 2412MHz – 2462MHz Transceiver
: 2402MHz – 2475MHz Transceiver
Rating : USB 5V charging adaptor
: 3.7V rechargeable battery
No. of submitted sample : One (1) set (s)

Date Received : 05 Oct 2016

Test Period : 06 Oct 2016 to 14 Oct 2016

Test Requested : FCC Part 15 Certification, FCC Part 15 Verification Procedure

Test Method : 47 CFR Part 15 (10-1-15 Edition), ANSI C63.4 – 2014, ANSI C63.10 – 2013
KDB 558074 D01 DTS Meas Guidance v03r05


Test Engineer : Mr. LEUNG Shu-kan, Ken

Test Result : See attached sheet(s) from page 2 to 136.

Conclusion : The submitted sample was found to comply with requirement of FCC Part 15
Subpart B and C.

For and on behalf of
CMA Industrial Development Foundation Limited

Authorized Signature : _____


Mr. WONG Lap-pong, Andrew
Manager
Electrical Division

Page 1 of 136

FCC ID: 2ACS620RX



CMA Testing and Certification Laboratories

廠商會檢定中心

TEST REPORT

Report No. : AU0061360(5)

Date : 18 Oct 2016

Table of Contents

1	General Information	3
1.1	General Description	3
1.2	Location of the test site	4
1.3	List of measuring equipment.....	5
1.4	Measurement Uncertainty.....	6
2	Description of the emission test	7
2.1	Test Procedure	7
2.2	Conducted Emission Measurement Data	8
2.3	Radiated Emission Measurement Data	91
3	Description of the Line-conducted Test	117
3.1	Test Procedure	117
3.2	Test Result	117
3.3	Graph and Table of Conducted Emission Measurement Data	118
4	Photograph	119
4.1	Photographs of the Test Setup for Radiated Emission and Conducted Emission.....	119
4.2	Photographs of the External and Internal Configurations of the EUT.....	119
4.3	Antenna requirement.....	119
5	Appendices.....	120



CMA Testing and Certification Laboratories

廠商會檢定中心

TEST REPORT

Report No. : AU0061360(5)

Date : 18 Oct 2016

1 General Information

1.1 General Description

The equipment under test (EUT) is an APP control drone. The EUT is power by 3.7V rechargeable battery. It operates at 2412MHz – 2462MHz. The EUT is connected with smart phone by WiFi (802.11b and 802.11g). When the user using the app, the EUT will take the corresponding action. User can also use the self-developed control protocol to control the drone. The self-develop control operates at 2402MHz – 2475MHz.

The brief circuit description is listed as follows:

- U3 and its associated circuit act as self-develop RF module
- U1 (WiFi) and its associated circuit act as WiFi module
- U1, U2 and its associated circuit act as MCU
- Q5 and its associated circuit act as power regulator
- Y1 and its associated circuit act as oscillator
- U4, U5 and its associated circuit act as motor control



CMA Testing and Certification Laboratories

廠商會檢定中心

TEST REPORT

Report No. : AU0061360(5)

Date : 18 Oct 2016

1.2 Location of the test site

FCC Registered Test Site Number: 552221

Radiated emissions measurements are investigated and taken pursuant to the procedures of ANSI C63.10 – 2013. A Semi-Anechoic Chamber Testing Site is set up for investigation and located at:

Ground Floor, Yan Hing Centre,
9 – 13 Wong Chuk Yeung Street,
Fo Tan, Shatin,
New Territories,
Hong Kong.

Conducted emissions measurements are investigated and also taken pursuant to the procedures of ANSI C63.10 – 2013. A shielded room is located at :

Ground Floor, Yan Hing Centre,
9 – 13 Wong Chuk Yeung Street,
Fo Tan, Shatin,
New Territories,
Hong Kong.



CMA Testing and Certification Laboratories

廠商會檢定中心

TEST REPORT

Report No. : AU0061360(5)

Date : 18 Oct 2016

1.3 List of measuring equipment

Equipment	Manufacturer	Model No.	Serial No.	Calibration Due Date	Calibration Period
EMI Test Receiver	R&S	ESCS30	100001	04 Jan 2017	1Year
Spectrum Analyzer	R&S	FSV40	100964	09 Feb 2017	1Year
Broadband Antenna	Schaffner	CBL6112B	2718	15 Mar 2017	2Years
Loop Antenna	EMCO	6502	00056620	25 Jan 2018	2Years
Horn Antenna	Schwarzbeck	BBHA 9120D	9120D-531	24 Nov 2016	2Years
Broadband Pre-Amplifier	Schwarzbeck	BBV 9718	9718-119	24 Nov 2016	2Years
Horn Antenna	Schwarzbeck	BBHA 9170	BBHA9170442	02 Aug 2017	2Years
Broadband Pre-Amplifier	Schwarzbeck	BBV 9719	9719-010	02 Aug 2017	2Years
Coaxial Cable	Schaffner	RG 213/U	N/A	18 May 2017	1Year
Coaxial Cable	Suhner	RG 214/U	N/A	18 May 2017	1Year
Coaxial Cable	Suhner	Sucoflex_104	N/A	13 Dec 2016	1Year
LISN	R&S	ENV216	101323	21 Oct 2016	1Year
Coaxial Cable	Tyco Electronics	RG 58C/U	N/A	01 Nov 2016	1Year
TS8997 Testing System					
Spectrum Analyzer	R&S	FSV 40	101190	12 May 2017	1Year
Vector Generator	R&S	SMBV100A	262024	04 May 2017	1Year
Generator	R&S	SMB100A	103230	24 May 2017	1Year
OSP	R&S	OSP	OSP120 V02	06 Jun 2017	1Year

Support equipment:

Adaptor

Model: A1299

Supply by CMA



CMA Testing and Certification Laboratories

廠商會檢定中心

TEST REPORT

Report No. : AU0061360(5)

Date : 18 Oct 2016

1.4 Measurement Uncertainty

The reported uncertainty is based on a standard uncertainty multiplied by a coverage factor $k=2$, providing a level of confidence of approximately 95%.

Radiated emissions

Frequency	Uncertainty (U_{lab})
30MHz ~ 200MHz (Horizontal)	4.83dB
30MHz ~ 200MHz (Vertical)	4.84dB
200MHz ~1000MHz (Horizontal)	4.87dB
200MHz ~1000MHz (Vertical)	5.94dB
1GHz ~6GHz	4.41dB
6GHz ~18GHz	4.64dB

Line-conducted emissions

Frequency	Uncertainty (U_{lab})
150kHz~30MHz	2.64dB



CMA Testing and Certification Laboratories

廠商會檢定中心

TEST REPORT

Report No. : AU0061360(5)

Date : 18 Oct 2016

2 Description of the emission test

2.1 Test Procedure

Radiated emissions measurements are investigated and taken pursuant to the procedures of ANSI C63.10 – 2013.

The equipment under test (EUT) was placed on a non-conductive turntable with dimensions of 1.5m x 1m and 0.8m high above the ground for below 1GHz measurement and 1.5m high above the ground for above 1GHz measurement. 3m from the EUT, a broadband antenna mounting on the mast received the signal strength. The turntable was rotated to maximize the emission level. The antenna was then moving along the mast from 1m up to 4m until no more higher value was found. Both horizontal and vertical polarization of the antenna were placed and investigated.

For below 30MHz, a loop antenna with its vertical plane is placed 3m from the EUT and rotated about its vertical axis for maximum response at each azimuth about the EUT. And the centre of the loop shall be 1 m above the ground.

For 30MHz to 1GHz, broadband antenna with its vertical and horizontal plane is placed 3m from the EUT and rotated about its vertical and horizontal axis for maximum response at each azimuth about the EUT. And the reference point of antenna shall be 1 m above the ground.

For above 1GHz, horn antenna with its vertical and horizontal plane is placed 3m from the EUT and rotated about its vertical and horizontal axis for maximum response at each azimuth about the EUT. Preamplifier and High Pass filter was used for measurements. The reference point of antenna shall be 1 m above the ground.

The device was rotated through three orthogonal to determine which attitude and configuration produce the highest emission during measurement for Radiated Emission measurement.

The EUT will connect to TS 8997 testing system for direct conducted measurement.



CMA Testing and Certification Laboratories

廠商會檢定中心

TEST REPORT

Report No. : AU0061360(5)

Date : 18 Oct 2016

2.2 Conducted Emission Measurement Data

Environmental conditions:

Parameter	Recorded value	
Ambient temperature:	27	°C
Relative humidity:	60	%

Summary

Test	Frequency (MHz)	Nominal Power (dBm)	Nominal Bandwidth (MHz)	Result
RF output power	2402.000	0.0	1.000000	PASS
Power Spectral Density	2402.000	0.0	1.000000	PASS
Minimum Emission Bandwidth 6 dB	2402.000	0.0	1.000000	PASS
Band Edge low	2402.000	0.0	1.000000	PASS
Tx Spurious Emission	2402.000	0.0	1.000000	PASS
Rx Spurious Emission	2402.000	0.0	1.000000	PASS
RF output power	2433.000	0.0	1.000000	PASS
Power Spectral Density	2433.000	0.0	1.000000	PASS
Minimum Emission Bandwidth 6 dB	2433.000	0.0	1.000000	PASS
Tx Spurious Emission	2433.000	0.0	1.000000	PASS
Rx Spurious Emission	2433.000	0.0	1.000000	PASS
RF output power	2475.000	0.0	1.000000	PASS
Power Spectral Density	2475.000	0.0	1.000000	PASS
Minimum Emission Bandwidth 6 dB	2475.000	0.0	1.000000	PASS
Band Edge high	2475.000	0.0	1.000000	PASS
Tx Spurious Emission	2475.000	0.0	1.000000	PASS
Rx Spurious Emission	2475.000	0.0	1.000000	PASS
RF output power	2412.000 (802.11b)	0.0	20.000000	PASS
Power Spectral Density	2412.000 (802.11b)	0.0	20.000000	PASS
Minimum Emission Bandwidth 6 dB	2412.000 (802.11b)	0.0	20.000000	PASS
Band Edge low	2412.000 (802.11b)	0.0	20.000000	PASS
Tx Spurious Emission	2412.000 (802.11b)	0.0	20.000000	PASS
Rx Spurious Emission	2412.000 (802.11b)	0.0	20.000000	PASS
RF output power	2437.000 (802.11b)	0.0	20.000000	PASS
Power Spectral Density	2437.000 (802.11b)	0.0	20.000000	PASS
Minimum Emission Bandwidth 6 dB	2437.000 (802.11b)	0.0	20.000000	PASS
Tx Spurious Emission	2437.000 (802.11b)	0.0	20.000000	PASS
Rx Spurious Emission	2437.000 (802.11b)	0.0	20.000000	PASS
RF output power	2462.000 (802.11b)	0.0	20.000000	PASS
Power Spectral Density	2462.000 (802.11b)	0.0	20.000000	PASS
Minimum Emission Bandwidth 6 dB	2462.000 (802.11b)	0.0	20.000000	PASS
Band Edge high	2462.000 (802.11b)	0.0	20.000000	PASS
Tx Spurious Emission	2462.000 (802.11b)	0.0	20.000000	PASS
Rx Spurious Emission	2462.000 (802.11b)	0.0	20.000000	PASS
RF output power	2412.000 (802.11g)	0.0	20.000000	PASS
Power Spectral Density	2412.000 (802.11g)	0.0	20.000000	PASS
Minimum Emission Bandwidth 6 dB	2412.000 (802.11g)	0.0	20.000000	PASS
Band Edge low	2412.000 (802.11g)	0.0	20.000000	PASS
Tx Spurious Emission	2412.000 (802.11g)	0.0	20.000000	PASS
Rx Spurious Emission	2412.000 (802.11g)	0.0	20.000000	PASS
RF output power	2437.000 (802.11g)	0.0	20.000000	PASS



CMA Testing and Certification Laboratories

廠商會檢定中心

TEST REPORT

Report No. : AU0061360(5)

Date : 18 Oct 2016

Power Spectral Density	2437.000 (802.11g)	0.0	20.000000	PASS
Minimum Emission Bandwidth 6 dB	2437.000 (802.11g)	0.0	20.000000	PASS
Tx Spurious Emission	2437.000 (802.11g)	0.0	20.000000	PASS
Rx Spurious Emission	2437.000 (802.11g)	0.0	20.000000	PASS
RF output power	2462.000 (802.11g)	0.0	20.000000	PASS
Power Spectral Density	2462.000 (802.11g)	0.0	20.000000	PASS
Minimum Emission Bandwidth 6 dB	2462.000 (802.11g)	0.0	20.000000	PASS
Band Edge high	2462.000 (802.11g)	0.0	20.000000	PASS
Tx Spurious Emission	2462.000 (802.11g)	0.0	20.000000	PASS
Rx Spurious Emission	2462.000 (802.11g)	0.0	20.000000	PASS



CMA Testing and Certification Laboratories

廠商會檢定中心

TEST REPORT

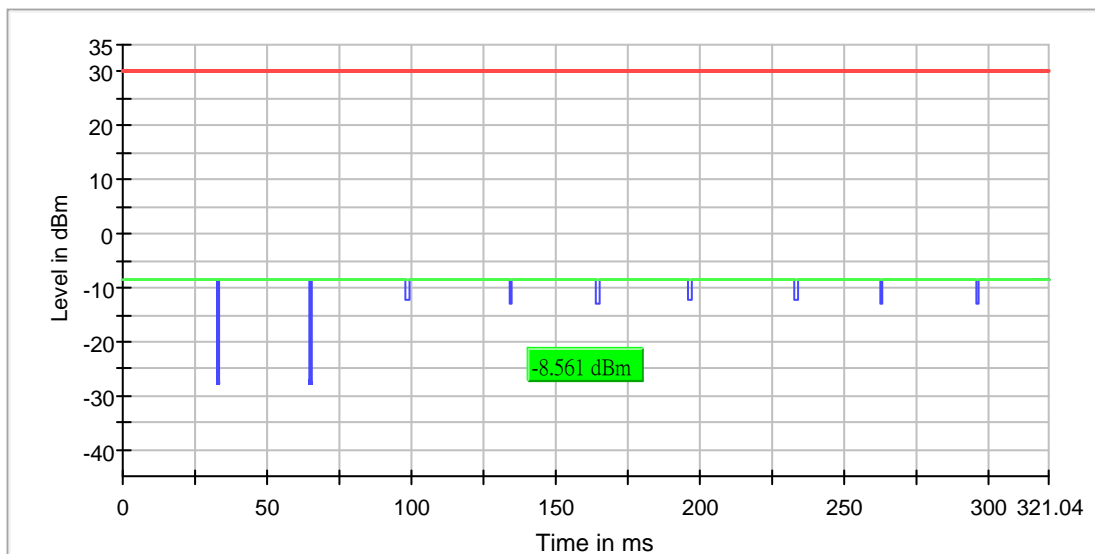
Report No. : AU0061360(5)

Date : 18 Oct 2016

RF output power (2402 MHz)

Result

DUT Frequency (MHz)	Gated EIRP (dBm)	Limit Max (dBm)	DutyCycle (%)	Result
2402.000000	-8.6	30.0	32.120	PASS





CMA Testing and Certification Laboratories

廠商會檢定中心

TEST REPORT

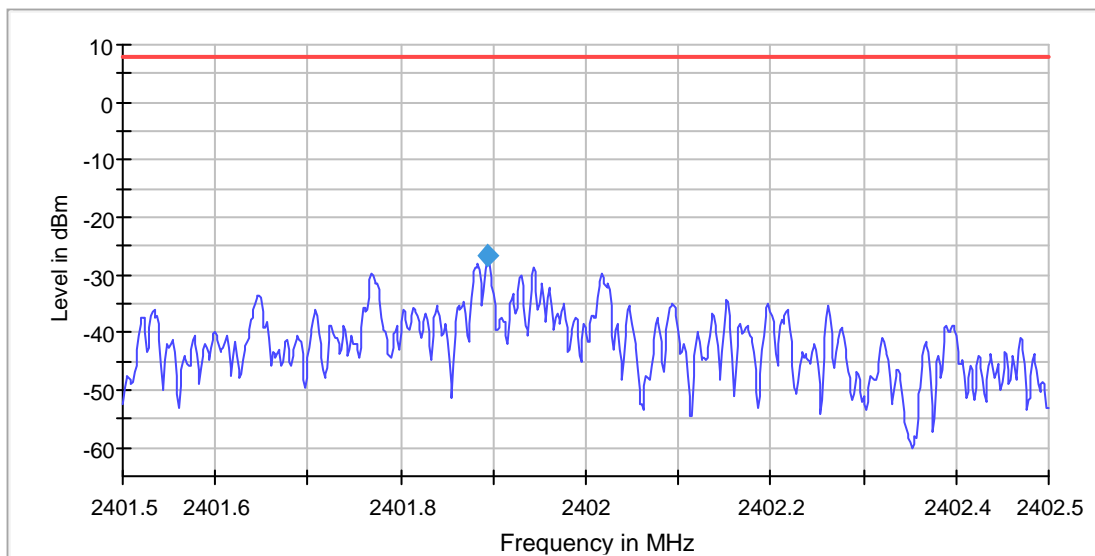
Report No. : AU0061360(5)

Date : 18 Oct 2016

Power Spectral Density (2402 MHz)

Result

DUT Frequency (MHz)	Frequency (MHz)	PSD (dBm)	Limit Max (dBm)	Result
2402.000000	2401.894461	-26.729	8.0	PASS



Measurement

Setting	Instrument Value	Target Value	Setting	Instrument Value	Target Value
Start Frequency	2.40150 GHz	2.40150 GHz	Stablemode	Trace	Trace
Stop Frequency	2.40250 GHz	2.40250 GHz	Stablevalue	0.30	0.30
Span	1.000 MHz	1.000 MHz	Run	3 / max. 150	max. 150
RBW	3.000 kHz	<= 3.000 kHz	Stable	3 / 3	3
VBW	10.000 kHz	>= 9.000 kHz			
SweepPoints	667	~ 667			
Sweeptime	667.000 ms	667.000 ms			
Reference Level	-10.000 dBm	-10.000 dBm			
Attenuation	10.000 dB	AUTO			
Detector	RMS	RMS			
SweepCount	1	1			
Filter	3 dB	3 dB			
Trace Mode	Max Hold	MAX Hold			
Sweeptype	Sweep	AUTO			
Preamp	off	off			



CMA Testing and Certification Laboratories

廠商會檢定中心

TEST REPORT

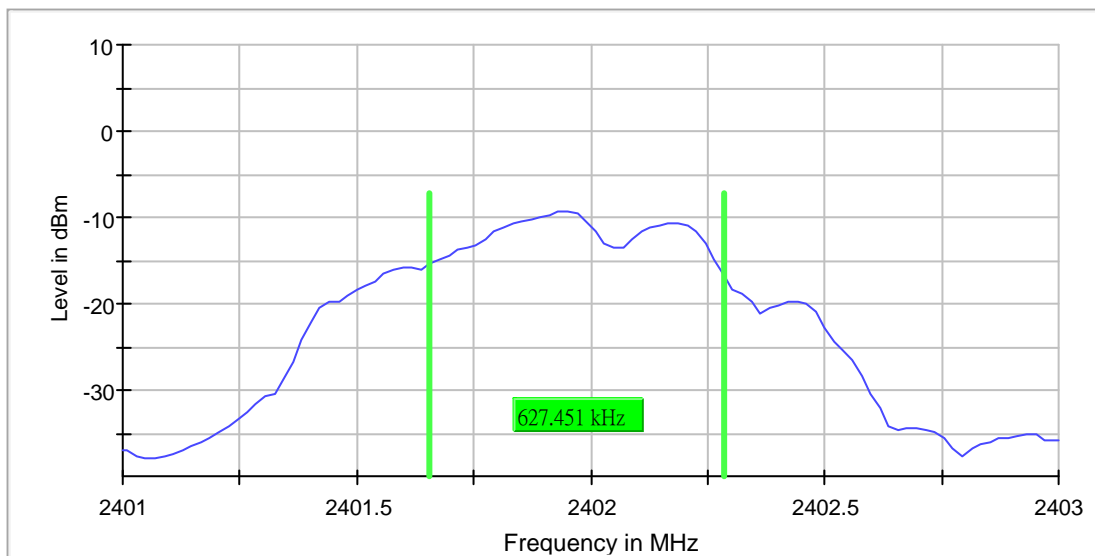
Report No. : AU0061360(5)

Date : 18 Oct 2016

Minimum Emission Bandwidth 6 dB (2402 MHz)

6 dB Bandwidth

DUT Frequency (MHz)	Bandwidth (MHz)	Limit Min (MHz)	Limit Max (MHz)	Band Edge Left (MHz)	Band Edge Right (MHz)	Max Level (dBm)	Result
2402.000000	0.627451	0.500000	---	2401.656863	2402.284314	-9.2	PASS



Measurement

Setting	Instrument Value	Target Value	Setting	Instrument Value	Target Value
Start Frequency	2.40100 GHz	2.40100 GHz	Stablemode	Trace	Trace
Stop Frequency	2.40300 GHz	2.40300 GHz	Stablevalue	0.30	0.30
Span	2.000 MHz	2.000 MHz	Run	20 / max. 150	max. 150
RBW	100.000 kHz	~ 100.000 kHz	Stable	15 / 15	15
VBW	300.000 kHz	~ 300.000 kHz			
SweepPoints	101	~ 20			
SweepTime	18.938 μs	AUTO			
Reference Level	-10.000 dBm	-10.000 dBm			
Attenuation	10.000 dB	AUTO			
Detector	MaxPeak	MaxPeak			
SweepCount	100	100			
Filter	3 dB	3 dB			
Trace Mode	Max Hold	Max Hold			
SweepType	FFT	AUTO			
Preamp	off	off			



CMA Testing and Certification Laboratories

廠商會檢定中心

TEST REPORT

Report No. : AU0061360(5)

Date : 18 Oct 2016

Band Edge low (2402 MHz)

Result

DUT Frequency (MHz)	Result
2402.000000	PASS

Inband Peak

Frequency (MHz)	Level (dBm)
2401.923848	-18.5

Measurements

Frequency (MHz)	Level (dBm)	Margin (dB)	Limit (dBm)	Result
2399.875069	-60.1	21.6	-38.5	PASS
2399.925042	-60.6	22.1	-38.5	PASS
2399.825097	-60.6	22.1	-38.5	PASS
2399.775125	-62.5	24.0	-38.5	PASS
2399.475292	-63.6	25.1	-38.5	PASS
2399.525264	-64.2	25.7	-38.5	PASS
2399.725153	-64.3	25.9	-38.5	PASS
2399.425319	-64.4	25.9	-38.5	PASS
2385.882843	-64.5	26.0	-38.5	PASS
2385.832871	-64.8	26.3	-38.5	PASS
2399.375347	-64.9	26.4	-38.5	PASS
2385.932815	-65.5	27.0	-38.5	PASS
2399.575236	-65.5	27.1	-38.5	PASS
2399.325375	-65.8	27.3	-38.5	PASS
2399.675180	-66.2	27.7	-38.5	PASS



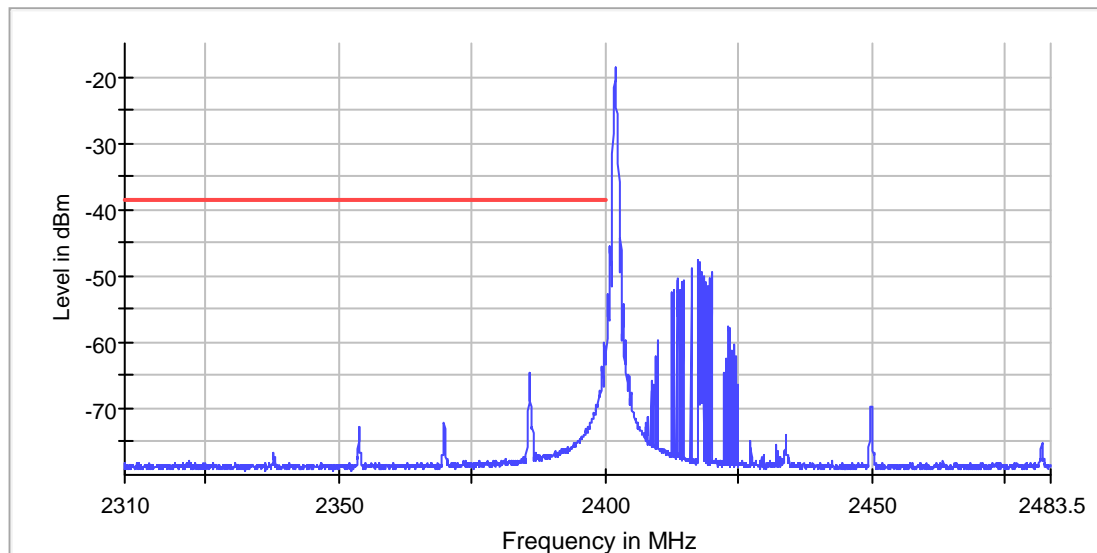
CMA Testing and Certification Laboratories

廠商會檢定中心

TEST REPORT

Report No. : AU0061360(5)

Date : 18 Oct 2016



Measurement 1

Measurement 2

Setting	Instrument Value	Target Value	Setting	Instrument Value	Target Value
RBW	100.000 kHz	<= 100.000 kHz	RBW	100.000 kHz	<= 100.000 kHz
VBW	300.000 kHz	>= 300.000 kHz	VBW	300.000 kHz	>= 300.000 kHz
SweepPoints	1670	~ 1670	SweepPoints	1800	~ 1800
SweepTime	1.670 s	1.670 s	SweepTime	1.800 s	1.800 s
Reference Level	-10.000 dBm	-10.000 dBm	Reference Level	-10.000 dBm	-10.000 dBm
Attenuation	10.000 dB	AUTO	Attenuation	10.000 dB	AUTO
Detector	RMS	RMS	Detector	RMS	RMS
SweepCount	3	3	SweepCount	3	3
Filter	3 dB	3 dB	Filter	3 dB	3 dB
Trace Mode	Max Hold	Max Hold	Trace Mode	Max Hold	Max Hold
Sweeptype	Sweep	AUTO	Sweeptype	Sweep	AUTO
Preamp	off	off	Preamp	off	off
Stablemode	Trace	Trace	Stablemode	Trace	Trace
Stablevalue	0.30	0.30	Stablevalue	0.30	0.30
Run	3 / max. 15	max. 15	Run	3 / max. 15	max. 15
Stable	3 / 3	3	Stable	3 / 3	3



CMA Testing and Certification Laboratories

廠商會檢定中心

TEST REPORT

Report No. : AU0061360(5)

Date : 18 Oct 2016

Tx Spurious Emission (2402 MHz)

Result

DUT Frequency (MHz)	Result
2402.000000	PASS

Final measurements

Frequency (MHz)	Level Pre Measurement (dBm)	level (dBm)	Limit (dBm)	Margin (dB)	Result
2382.756159	-46.9	-75.6	-41.2	34.3	PASS

Pre Measurements

Frequency (MHz)	Level (dBm)	Margin (dB)	Limit (dBm)
2382.756159	-46.9	5.7	-41.2
2376.758301	-49.2	8.0	-41.2
2374.759015	-49.7	8.5	-41.2
2375.258836	-49.8	8.6	-41.2
2395.251696	-37.8	8.9	-28.9
2369.760800	-50.3	9.1	-41.2
2369.260978	-50.8	9.5	-41.2
2368.761157	-51.0	9.8	-41.2
2368.261335	-52.1	10.8	-41.2
2374.259193	-52.2	10.9	-41.2
2366.262049	-52.6	11.3	-41.2
2399.250268	-41.3	12.4	-28.9
2359.764370	-53.9	12.7	-41.2
2357.265262	-54.1	12.8	-41.2
2385.755087	-54.1	12.9	-41.2

Measurement Settings

Start Frequency (MHz)	Stop Frequency (MHz)	Pre Measurement	Final Measurement
30.000000	1000.000000	1	1
1000.000000	2400.000000	2	2
2400.000000	2483.500000	2	2
2483.500000	7000.000000	2	2
7000.000000	26000.000000	2	2



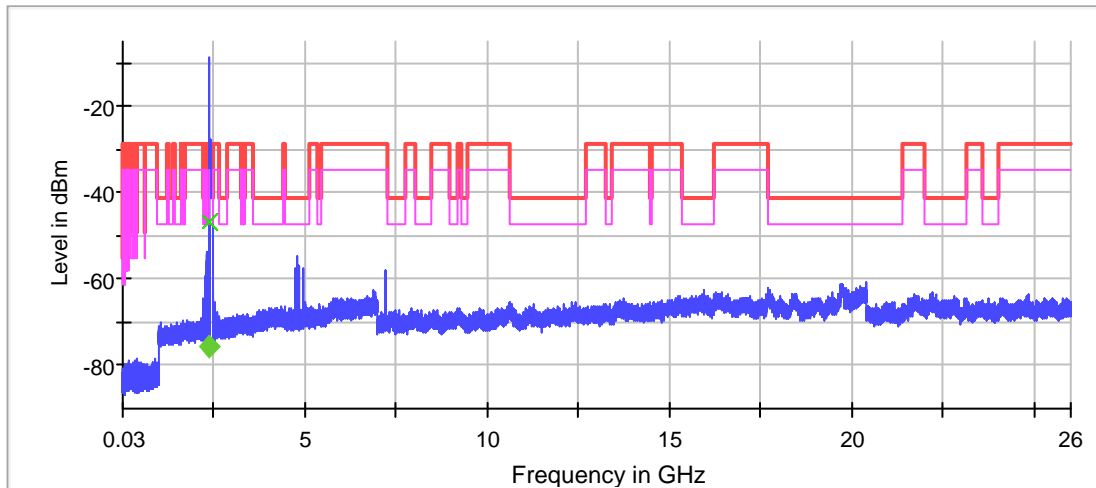
CMA Testing and Certification Laboratories

廠商會檢定中心

TEST REPORT

Report No. : AU0061360(5)

Date : 18 Oct 2016



- x Limit [limit.Result:1]
- ◆ Threshold [limit.2.Result:1]
- x Sum Level [trace.Result:1]
- ◆ Critical [Over Limit.Result:1]

Pre Measurement 1

Pre Measurement 2

Setting	Instrument Value	Target Value	Setting	Instrument Value	Target Value
RBW	100.000 kHz	<= 100.000 kHz	RBW	1.000 MHz	<= 1.000 MHz
VBW	300.000 kHz	>= 300.000 kHz	VBW	3.000 MHz	>= 3.000 MHz
SweepPoints	19400	~ 19400	SweepPoints	2800	~ 2800
SweepTime	19.400 ms	AUTO	SweepTime	2.800 ms	AUTO
Reference Level	-30.000 dBm	-30.000 dBm	Reference Level	-30.000 dBm	-30.000 dBm
Attenuation	0.000 dB	AUTO	Attenuation	0.000 dB	AUTO
Detector	MaxPeak	MaxPeak	Detector	MaxPeak	MaxPeak
SweepCount	30	30	SweepCount	30	30
Filter	3 dB	3 dB	Filter	3 dB	3 dB
Trace Mode	Max Hold	Max Hold	Trace Mode	Max Hold	Max Hold
Sweeptype	Sweep	AUTO	Sweeptype	Sweep	AUTO
Preamp	off	off	Preamp	off	off
Stablemode	Trace	Trace	Stablemode	Trace	Trace
Stablevalue	0.30	0.30	Stablevalue	0.30	0.30
Run	3 / max. 150	max. 150	Run	3 / max. 150	max. 150
Stable	3 / 3	3	Stable	3 / 3	3



CMA Testing and Certification Laboratories

廠商會檢定中心

TEST REPORT

Report No. : AU0061360(5)

Date : 18 Oct 2016

Final Measurement 2

Setting	Instrument Value	Target Value
Span	ZeroSpan	ZeroSpan
RBW	1.000 MHz	~ 1.000 MHz
VBW	3.000 MHz	~ 3.000 MHz
SweepPoints	10001	~ 10001
SweepTime	1.000 s	1.000 s
Reference Level	-10.000 dBm	-10.000 dBm
Attenuation	0.000 dB	0.000 dB
Detector	RMS	RMS
SweepCount	1	1
Filter	3 dB	3 dB
Trace Mode	Clear Write	Clear Write
SweepType	Sweep	AUTO
Preamp	off	off



CMA Testing and Certification Laboratories

廠商會檢定中心

TEST REPORT

Report No. : AU0061360(5)

Date : 18 Oct 2016

Rx Spurious Emission (2402 MHz)

Result

DUT Frequency (MHz)	Result
2402.000000	PASS

Final measurements

Frequency (MHz)	Level Pre Measurement (dBm)	level (dBm)	Limit (dBm)	Margin (dB)	Result
---	---	---	---	---	---

Pre Measurements

Frequency (MHz)	Level (dBm)	Margin (dB)	Limit (dBm)
19717.830640	-59.4	18.2	-41.2
19699.831588	-60.6	19.4	-41.2
19749.828956	-60.8	19.5	-41.2
19752.828798	-60.8	19.6	-41.2
19694.831851	-60.9	19.6	-41.2
19711.830956	-60.9	19.6	-41.2
19701.831483	-60.9	19.6	-41.2
20126.809115	-60.9	19.7	-41.2
19748.829009	-61.1	19.9	-41.2
19755.828641	-61.1	19.9	-41.2
19734.829746	-61.1	19.9	-41.2
19780.827325	-61.2	20.0	-41.2
19764.828167	-61.2	20.0	-41.2
17724.935530	-61.3	20.0	-41.2
19723.830325	-61.3	20.0	-41.2

Measurement Settings

Start Frequency (MHz)	Stop Frequency (MHz)	Pre Measurement	Final Measurement
30.000000	1000.000000	1	1
1000.000000	7000.000000	2	2
7000.000000	26000.000000	2	2



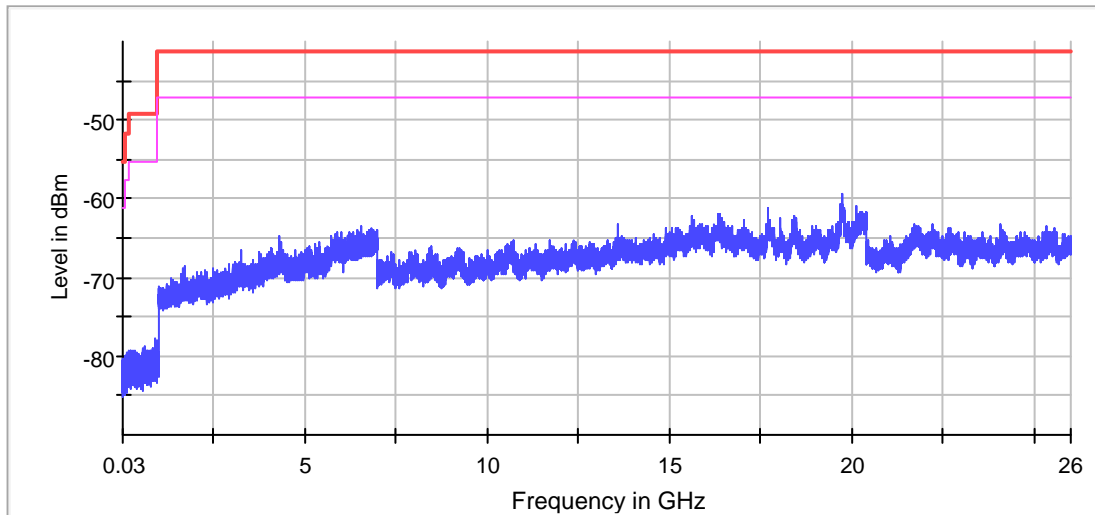
CMA Testing and Certification Laboratories

廠商會檢定中心

TEST REPORT

Report No. : AU0061360(5)

Date : 18 Oct 2016



— Limit [limit.Result:1] × Threshold [limit.2.Result:1]

Pre Measurement 1

Pre Measurement 2

Setting	Instrument Value	Target Value	Setting	Instrument Value	Target Value
RBW	100.000 kHz	<= 100.000 kHz	RBW	1.000 MHz	<= 1.000 MHz
VBW	300.000 kHz	>= 300.000 kHz	VBW	3.000 MHz	>= 3.000 MHz
SweepPoints	9700	~ 9700	SweepPoints	6000	~ 6000
SweepTime	9.700 ms	AUTO	SweepTime	6.000 ms	AUTO
Reference Level	-67.000 dBm	-67.000 dBm	Reference Level	-67.000 dBm	-67.000 dBm
Attenuation	0.000 dB	AUTO	Attenuation	0.000 dB	AUTO
Detector	MaxPeak	MaxPeak	Detector	MaxPeak	MaxPeak
SweepCount	100	100	SweepCount	100	100
Filter	3 dB	3 dB	Filter	3 dB	3 dB
Trace Mode	Max Hold	Max Hold	Trace Mode	Max Hold	Max Hold
Sweeptype	Sweep	AUTO	Sweeptype	Sweep	AUTO
Preamp	off	off	Preamp	off	off
Stablemode	Trace	Trace	Stablemode	Trace	Trace
Stablevalue	0.30	0.30	Stablevalue	0.30	0.30
Run	3 / max. 150	max. 150	Run	3 / max. 150	max. 150
Stable	3 / 3	3	Stable	3 / 3	3



CMA Testing and Certification Laboratories

廠商會檢定中心

TEST REPORT

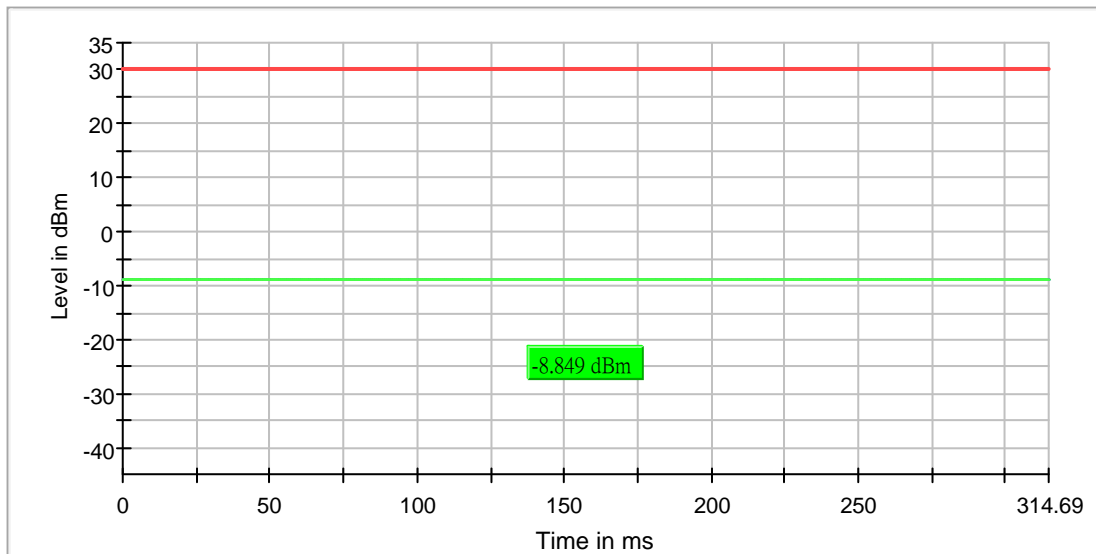
Report No. : AU0061360(5)

Date : 18 Oct 2016

RF output power (2433 MHz)

Result

DUT Frequency (MHz)	Gated EIRP (dBm)	Limit Max (dBm)	DutyCycle (%)	Result
2433.000000	-8.8	30.0	31.484	PASS





CMA Testing and Certification Laboratories

廠商會檢定中心

TEST REPORT

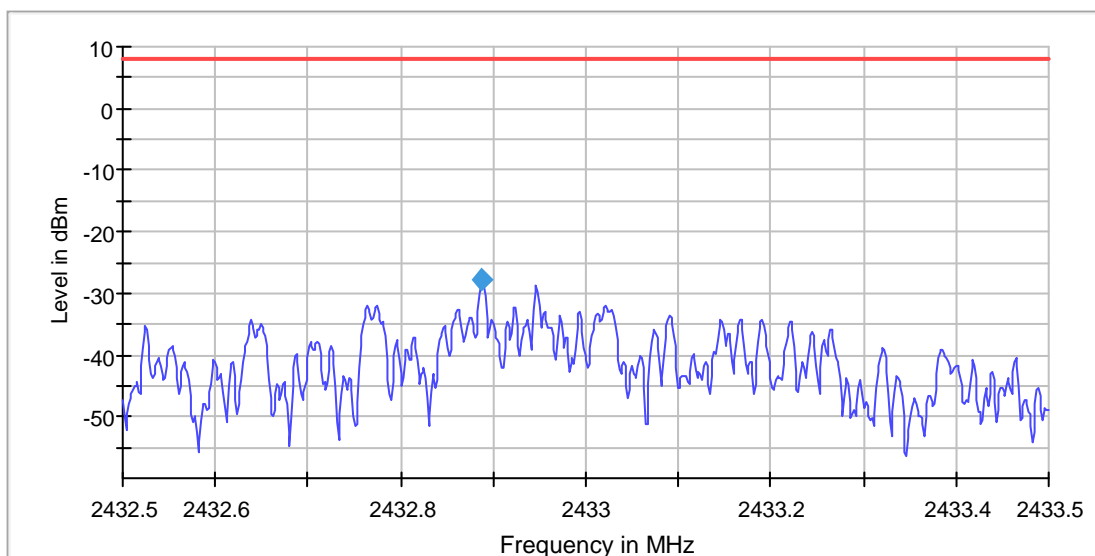
Report No. : AU0061360(5)

Date : 18 Oct 2016

Power Spectral Density (2433 MHz)

Result

DUT Frequency (MHz)	Frequency (MHz)	PSD (dBm)	Limit Max (dBm)	Result
2433.000000	2432.888473	-27.821	8.0	PASS



Measurement

Setting	Instrument Value	Target Value	Setting	Instrument Value	Target Value
Start Frequency	2.43250 GHz	2.43250 GHz	Stablemode	Trace	Trace
Stop Frequency	2.43350 GHz	2.43350 GHz	Stablevalue	0.30	0.30
Span	1.000 MHz	1.000 MHz	Run	3 / max. 150	max. 150
RBW	3.000 kHz	<= 3.000 kHz	Stable	3 / 3	3
VBW	10.000 kHz	>= 9.000 kHz			
SweepPoints	667	~ 667			
SweepTime	667.000 ms	667.000 ms			
Reference Level	-10.000 dBm	-10.000 dBm			
Attenuation	10.000 dB	AUTO			
Detector	RMS	RMS			
SweepCount	1	1			
Filter	3 dB	3 dB			
Trace Mode	Max Hold	Max Hold			
SweepType	Sweep	AUTO			
Preamp	off	off			



CMA Testing and Certification Laboratories

廠商會檢定中心

TEST REPORT

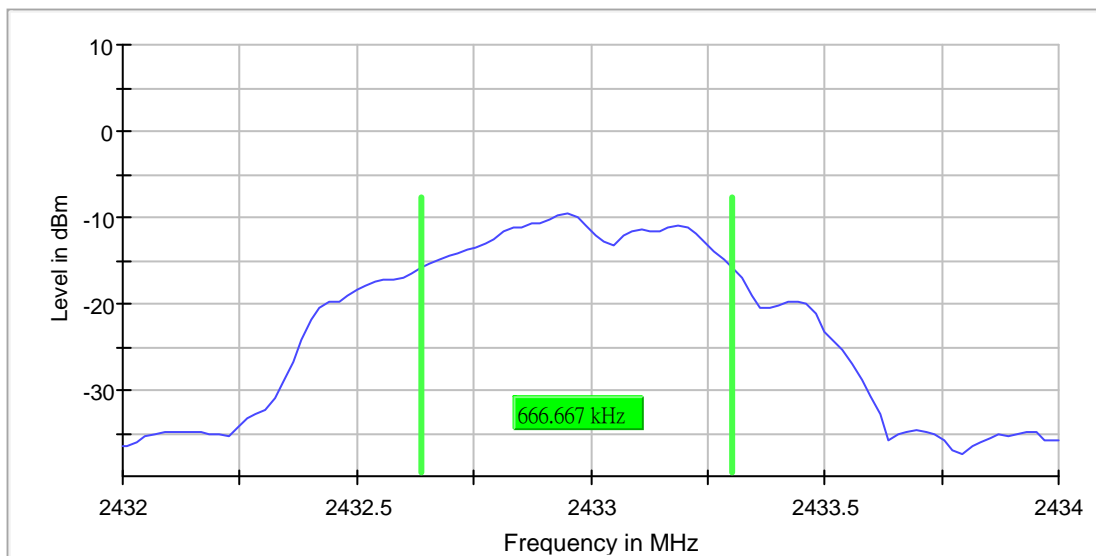
Report No. : AU0061360(5)

Date : 18 Oct 2016

Minimum Emission Bandwidth 6 dB (2433 MHz)

6 dB Bandwidth

DUT Frequency (MHz)	Bandwidth (MHz)	Limit Min (MHz)	Limit Max (MHz)	Band Edge Left (MHz)	Band Edge Right (MHz)	Max Level (dBm)	Result
2433.000000	0.666667	0.500000	---	2432.637255	2433.303922	-9.6	PASS



Measurement

Setting	Instrument Value	Target Value	Setting	Instrument Value	Target Value
Start Frequency	2.43200 GHz	2.43200 GHz	Stablemode	Trace	Trace
Stop Frequency	2.43400 GHz	2.43400 GHz	Stablevalue	0.30	0.30
Span	2.000 MHz	2.000 MHz	Run	22 / max. 150	max. 150
RBW	100.000 kHz	~ 100.000 kHz	Stable	15 / 15	15
VBW	300.000 kHz	~ 300.000 kHz			
SweepPoints	101	~ 20			
SweepTime	18.938 μs	AUTO			
Reference Level	-10.000 dBm	-10.000 dBm			
Attenuation	10.000 dB	AUTO			
Detector	MaxPeak	MaxPeak			
SweepCount	100	100			
Filter	3 dB	3 dB			
Trace Mode	Max Hold	Max Hold			
SweepType	FFT	AUTO			
Preamp	off	off			



CMA Testing and Certification Laboratories

廠商會檢定中心

TEST REPORT

Report No. : AU0061360(5)

Date : 18 Oct 2016

Tx Spurious Emission (2433 MHz)

Result

DUT Frequency (MHz)	Result
2433.000000	PASS

Final measurements

Frequency (MHz)	Level Pre Measurement (dBm)	level (dBm)	Limit (dBm)	Margin (dB)	Result
---	---	---	---	---	---

Pre Measurements

Frequency (MHz)	Level (dBm)	Margin (dB)	Limit (dBm)
2387.254552	-53.9	12.7	-41.2
4865.486302	-54.3	13.1	-41.2
4866.486191	-54.6	13.4	-41.2
2388.754016	-54.6	13.4	-41.2
4865.986246	-54.7	13.5	-41.2
4864.986357	-55.0	13.8	-41.2
2386.754730	-55.5	14.3	-41.2
2381.756516	-55.7	14.5	-41.2
4866.986136	-56.1	14.9	-41.2
4863.986468	-56.2	15.0	-41.2
4863.486523	-56.5	15.3	-41.2
2484.749862	-56.8	15.6	-41.2
4845.988460	-56.9	15.7	-41.2
4862.486634	-57.1	15.8	-41.2
4862.986578	-57.2	15.9	-41.2

Measurement Settings

Start Frequency (MHz)	Stop Frequency (MHz)	Pre Measurement	Final Measurement
30.000000	1000.000000	1	1
1000.000000	2400.000000	2	2
2400.000000	2483.500000	2	2
2483.500000	7000.000000	2	2
7000.000000	26000.000000	2	2



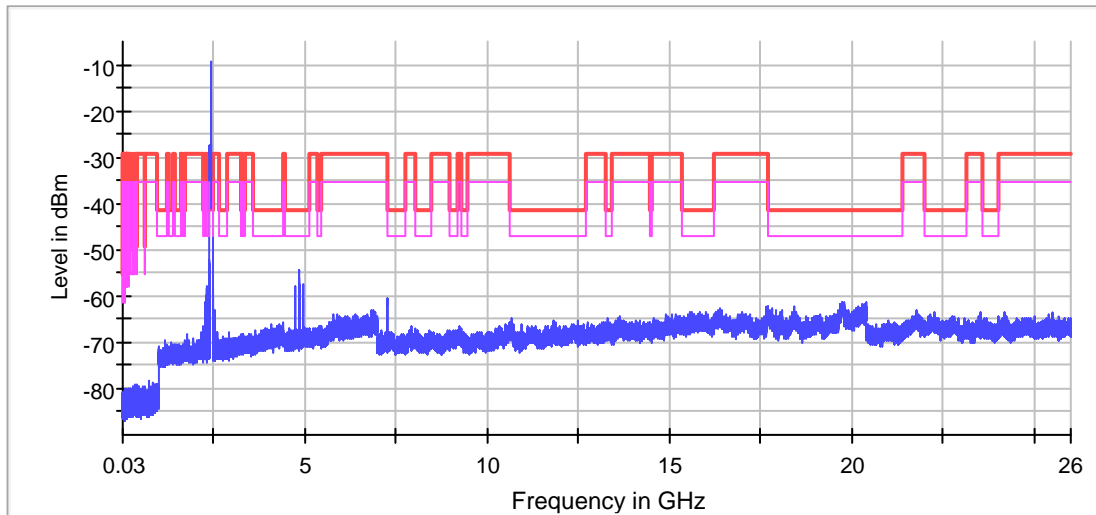
CMA Testing and Certification Laboratories

廠商會檢定中心

TEST REPORT

Report No. : AU0061360(5)

Date : 18 Oct 2016



✗ Limit [limit.Result:1] ✕ Sum Level [trace.Result:1]

Pre Measurement 1

Pre Measurement 2

Setting	Instrument Value	Target Value	Setting	Instrument Value	Target Value
RBW	100.000 kHz	<= 100.000 kHz	RBW	1.000 MHz	<= 1.000 MHz
VBW	300.000 kHz	>= 300.000 kHz	VBW	3.000 MHz	>= 3.000 MHz
SweepPoints	19400	~ 19400	SweepPoints	2800	~ 2800
SweepTime	19.400 ms	AUTO	SweepTime	2.800 ms	AUTO
Reference Level	-30.000 dBm	-30.000 dBm	Reference Level	-30.000 dBm	-30.000 dBm
Attenuation	0.000 dB	AUTO	Attenuation	0.000 dB	AUTO
Detector	MaxPeak	MaxPeak	Detector	MaxPeak	MaxPeak
SweepCount	30	30	SweepCount	30	30
Filter	3 dB	3 dB	Filter	3 dB	3 dB
Trace Mode	Max Hold	Max Hold	Trace Mode	Max Hold	Max Hold
Sweeptype	Sweep	AUTO	Sweeptype	Sweep	AUTO
Preamp	off	off	Preamp	off	off
Stablemode	Trace	Trace	Stablemode	Trace	Trace
Stablevalue	0.30	0.30	Stablevalue	0.30	0.30
Run	3 / max. 150	max. 150	Run	3 / max. 150	max. 150
Stable	3 / 3	3	Stable	3 / 3	3



CMA Testing and Certification Laboratories

廠商會檢定中心

TEST REPORT

Report No. : AU0061360(5)

Date : 18 Oct 2016

Rx Spurious Emission (2433 MHz)

Result

DUT Frequency (MHz)	Result
2433.000000	PASS

Final measurements

Frequency (MHz)	Level Pre Measurement (dBm)	level (dBm)	Limit (dBm)	Margin (dB)	Result
---	---	---	---	---	---

Pre Measurements

Frequency (MHz)	Level (dBm)	Margin (dB)	Limit (dBm)
19736.829641	-60.3	19.1	-41.2
19719.830535	-60.5	19.3	-41.2
19763.828220	-60.6	19.4	-41.2
19749.828956	-60.7	19.5	-41.2
19753.828746	-60.7	19.5	-41.2
19703.831377	-60.8	19.6	-41.2
20313.799274	-60.8	19.6	-41.2
19760.828377	-61.0	19.8	-41.2
17714.936056	-61.1	19.9	-41.2
19722.830377	-61.1	19.9	-41.2
19726.830167	-61.2	19.9	-41.2
19734.829746	-61.2	20.0	-41.2
19740.829430	-61.3	20.0	-41.2
19754.828693	-61.3	20.1	-41.2
19724.830272	-61.3	20.1	-41.2

Measurement Settings

Start Frequency (MHz)	Stop Frequency (MHz)	Pre Measurement	Final Measurement
30.000000	1000.000000	1	1
1000.000000	7000.000000	2	2
7000.000000	26000.000000	2	2



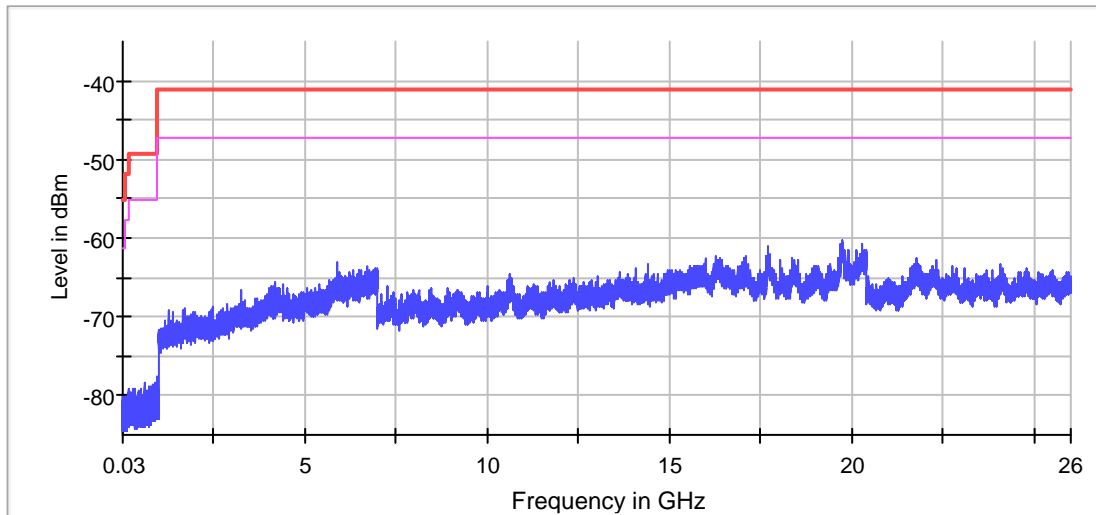
CMA Testing and Certification Laboratories

廠商會檢定中心

TEST REPORT

Report No. : AU0061360(5)

Date : 18 Oct 2016



— Limit [limit.Result:1] × Threshold [limit.2.Result:1]

Pre Measurement 1

Pre Measurement 2

Setting	Instrument Value	Target Value	Setting	Instrument Value	Target Value
RBW	100.000 kHz	<= 100.000 kHz	RBW	1.000 MHz	<= 1.000 MHz
VBW	300.000 kHz	>= 300.000 kHz	VBW	3.000 MHz	>= 3.000 MHz
SweepPoints	9700	~ 9700	SweepPoints	6000	~ 6000
SweepTime	9.700 ms	AUTO	SweepTime	6.000 ms	AUTO
Reference Level	-67.000 dBm	-67.000 dBm	Reference Level	-67.000 dBm	-67.000 dBm
Attenuation	0.000 dB	AUTO	Attenuation	0.000 dB	AUTO
Detector	MaxPeak	MaxPeak	Detector	MaxPeak	MaxPeak
SweepCount	100	100	SweepCount	100	100
Filter	3 dB	3 dB	Filter	3 dB	3 dB
Trace Mode	Max Hold	Max Hold	Trace Mode	Max Hold	Max Hold
Sweeptype	Sweep	AUTO	Sweeptype	Sweep	AUTO
Preamp	off	off	Preamp	off	off
Stablemode	Trace	Trace	Stablemode	Trace	Trace
Stablevalue	0.30	0.30	Stablevalue	0.30	0.30
Run	3 / max. 150	max. 150	Run	3 / max. 150	max. 150
Stable	3 / 3	3	Stable	3 / 3	3



CMA Testing and Certification Laboratories

廠商會檢定中心

TEST REPORT

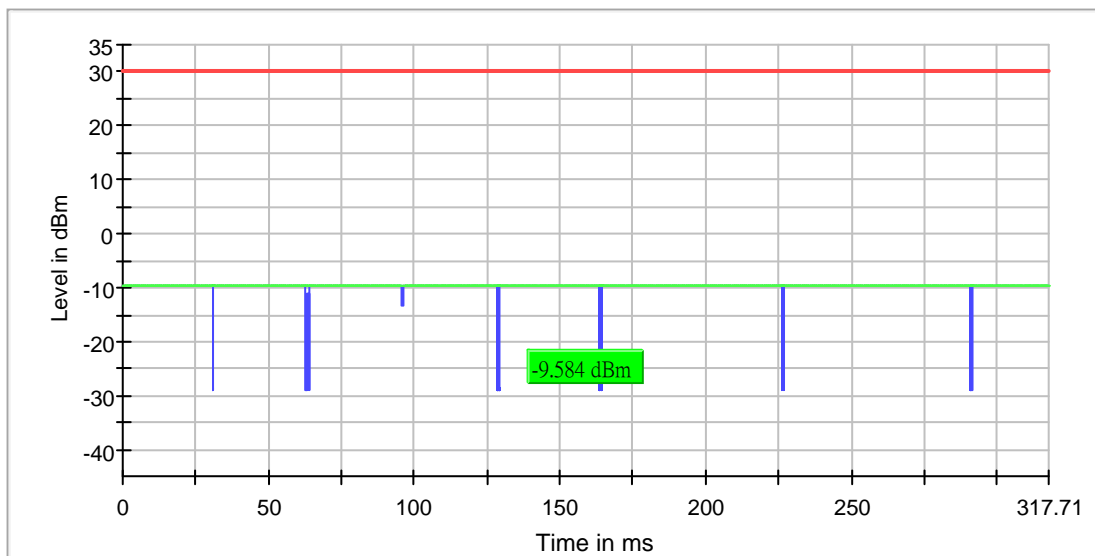
Report No. : AU0061360(5)

Date : 18 Oct 2016

RF output power (2475 MHz)

Result

DUT Frequency (MHz)	Gated EIRP (dBm)	Limit Max (dBm)	DutyCycle (%)	Result
2475.000000	-9.6	30.0	31.787	PASS





CMA Testing and Certification Laboratories

廠商會檢定中心

TEST REPORT

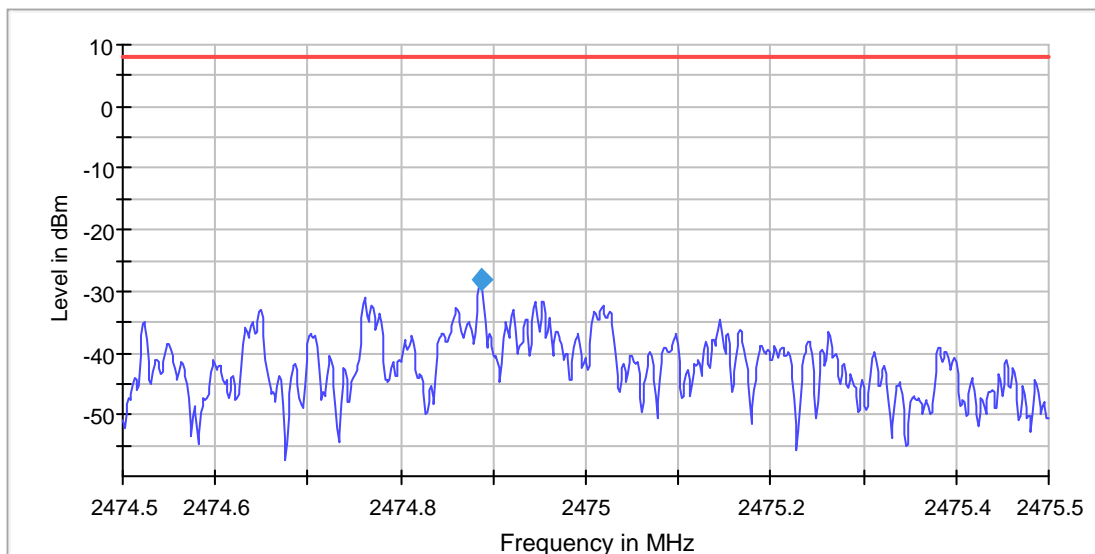
Report No. : AU0061360(5)

Date : 18 Oct 2016

Power Spectral Density (2475 MHz)

Result

DUT Frequency (MHz)	Frequency (MHz)	PSD (dBm)	Limit Max (dBm)	Result
2475.000000	2474.886976	-28.093	8.0	PASS



Measurement

Setting	Instrument Value	Target Value	Setting	Instrument Value	Target Value
Start Frequency	2.47450 GHz	2.47450 GHz	Stablemode	Trace	Trace
Stop Frequency	2.47550 GHz	2.47550 GHz	Stablevalue	0.30	0.30
Span	1.000 MHz	1.000 MHz	Run	3 / max. 150	max. 150
RBW	3.000 kHz	<= 3.000 kHz	Stable	3 / 3	3
VBW	10.000 kHz	>= 9.000 kHz			
SweepPoints	667	~ 667			
SweepTime	667.000 ms	667.000 ms			
Reference Level	-10.000 dBm	-10.000 dBm			
Attenuation	10.000 dB	AUTO			
Detector	RMS	RMS			
SweepCount	1	1			
Filter	3 dB	3 dB			
Trace Mode	Max Hold	Max Hold			
SweepType	Sweep	AUTO			
Preamp	off	off			



CMA Testing and Certification Laboratories

廠商會檢定中心

TEST REPORT

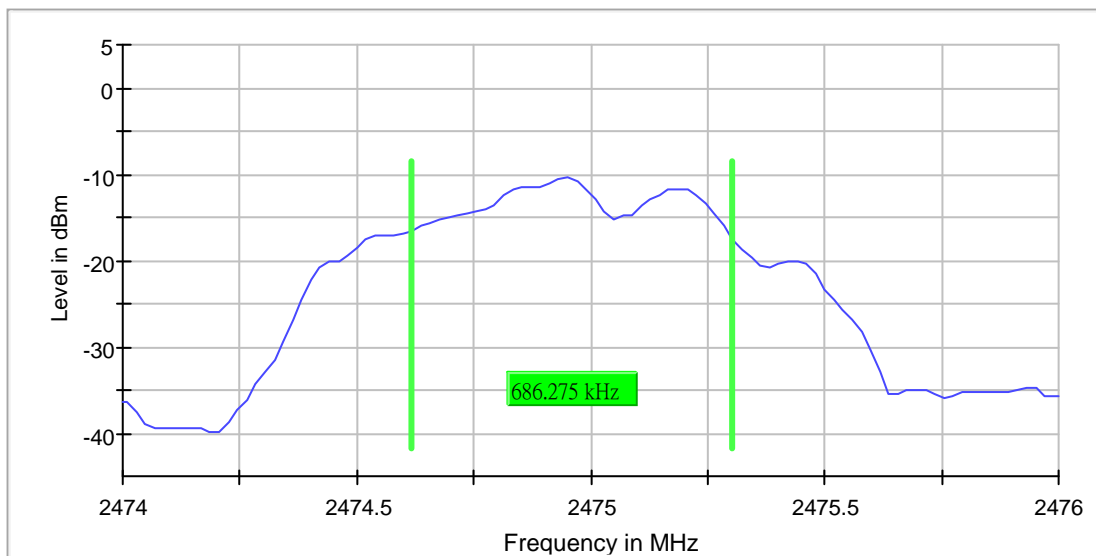
Report No. : AU0061360(5)

Date : 18 Oct 2016

Minimum Emission Bandwidth 6 dB (2475 MHz)

6 dB Bandwidth

DUT Frequency (MHz)	Bandwidth (MHz)	Limit Min (MHz)	Limit Max (MHz)	Band Edge Left (MHz)	Band Edge Right (MHz)	Max Level (dBm)	Result
2475.000000	0.686275	0.500000	---	2474.617647	2475.303922	-10.4	PASS



Measurement

Setting	Instrument Value	Target Value	Setting	Instrument Value	Target Value
Start Frequency	2.47400 GHz	2.47400 GHz	Stablemode	Trace	Trace
Stop Frequency	2.47600 GHz	2.47600 GHz	Stablevalue	0.30	0.30
Span	2.000 MHz	2.000 MHz	Run	29 / max. 150	max. 150
RBW	100.000 kHz	~ 100.000 kHz	Stable	15 / 15	15
VBW	300.000 kHz	~ 300.000 kHz			
SweepPoints	101	~ 20			
SweepTime	18.938 μs	AUTO			
Reference Level	-10.000 dBm	-10.000 dBm			
Attenuation	10.000 dB	AUTO			
Detector	MaxPeak	MaxPeak			
SweepCount	100	100			
Filter	3 dB	3 dB			
Trace Mode	Max Hold	Max Hold			
SweepType	FFT	AUTO			
Preamp	off	off			



CMA Testing and Certification Laboratories

廠商會檢定中心

TEST REPORT

Report No. : AU0061360(5)

Date : 18 Oct 2016

Band Edge high (2475 MHz)

Result

DUT Frequency (MHz)	Result
2475.000000	PASS

Inband Peak

Frequency (MHz)	Level (dBm)
2474.880162	-20.4

Measurements

Frequency (MHz)	Level (dBm)	Margin (dB)	Limit (dBm)	Result
2490.852719	-64.5	24.1	-40.4	PASS
2490.902568	-64.6	24.2	-40.4	PASS
2490.952417	-65.1	24.6	-40.4	PASS
2490.802870	-65.7	25.3	-40.4	PASS
2491.002266	-65.9	25.5	-40.4	PASS
2490.753021	-66.7	26.3	-40.4	PASS
2491.052115	-67.8	27.4	-40.4	PASS
2490.703172	-68.3	27.9	-40.4	PASS
2491.151813	-68.6	28.2	-40.4	PASS
2491.101964	-68.7	28.3	-40.4	PASS
2490.653323	-68.9	28.5	-40.4	PASS
2491.201662	-69.5	29.1	-40.4	PASS
2490.603474	-69.7	29.3	-40.4	PASS
2490.553625	-70.6	30.1	-40.4	PASS
2491.251511	-70.7	30.3	-40.4	PASS



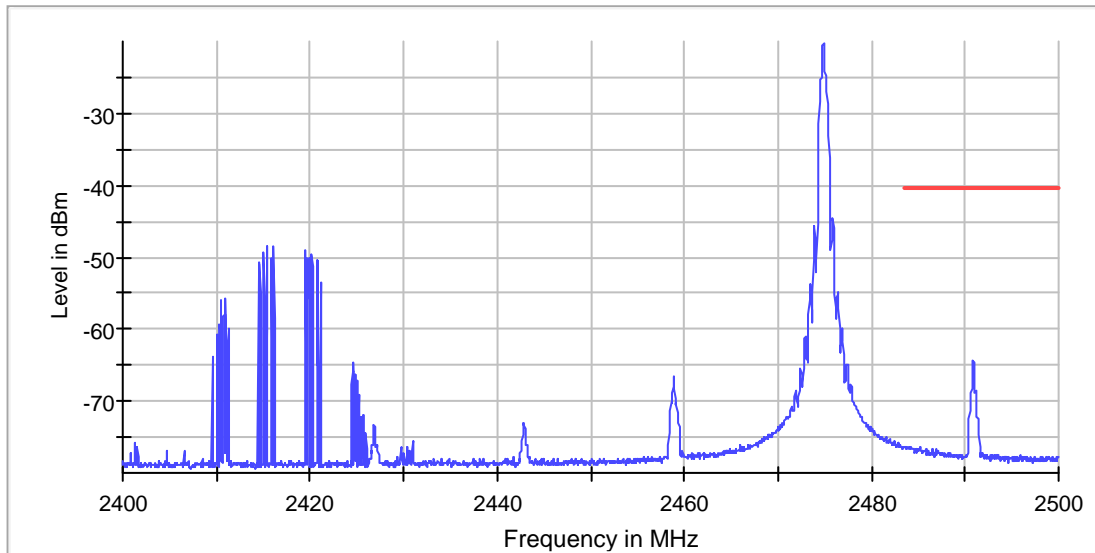
CMA Testing and Certification Laboratories

廠商會檢定中心

TEST REPORT

Report No. : AU0061360(5)

Date : 18 Oct 2016



Measurement 1

Measurement 2

Setting	Instrument Value	Target Value	Setting	Instrument Value	Target Value
RBW	100.000 kHz	<= 100.000 kHz	RBW	100.000 kHz	<= 100.000 kHz
VBW	300.000 kHz	>= 300.000 kHz	VBW	300.000 kHz	>= 300.000 kHz
SweepPoints	1670	~ 1670	SweepPoints	330	~ 330
SweepTime	1.670 s	1.670 s	SweepTime	330.000 ms	330.000 ms
Reference Level	-10.000 dBm	-10.000 dBm	Reference Level	-10.000 dBm	-10.000 dBm
Attenuation	10.000 dB	AUTO	Attenuation	10.000 dB	AUTO
Detector	RMS	RMS	Detector	RMS	RMS
SweepCount	3	3	SweepCount	3	3
Filter	3 dB	3 dB	Filter	3 dB	3 dB
Trace Mode	Max Hold	Max Hold	Trace Mode	Max Hold	Max Hold
Sweeptype	Sweep	AUTO	Sweeptype	Sweep	AUTO
Preamp	off	off	Preamp	off	off
Stablemode	Trace	Trace	Stablemode	Trace	Trace
Stablevalue	0.30	0.30	Stablevalue	0.30	0.30
Run	3 / max. 15	max. 15	Run	3 / max. 15	max. 15
Stable	3 / 3	3	Stable	3 / 3	3



CMA Testing and Certification Laboratories

廠商會檢定中心

TEST REPORT

Report No. : AU0061360(5)

Date : 18 Oct 2016

Tx Spurious Emission (2475 MHz)

Result

DUT Frequency (MHz)	Result
2475.000000	PASS

Final measurements

Frequency (MHz)	Level Pre Measurement (dBm)	level (dBm)	Limit (dBm)	Margin (dB)	Result
2484.249917	-41.9	-71.7	-41.2	30.5	PASS
2486.749640	-44.2	-73.6	-41.2	32.4	PASS
2492.748976	-47.0	-75.6	-41.2	34.3	PASS

Pre Measurements

Frequency (MHz)	Level (dBm)	Margin (dB)	Limit (dBm)
2484.249917	-41.9	0.7	-41.2
2486.749640	-44.2	3.0	-41.2
2484.749862	-45.4	4.1	-41.2
2492.748976	-47.0	5.8	-41.2
2494.748755	-48.3	7.1	-41.2
2493.248921	-49.6	8.4	-41.2
2494.248810	-49.8	8.6	-41.2
4950.476893	-53.2	12.0	-41.2
2491.249142	-53.5	12.3	-41.2
4949.477004	-53.5	12.3	-41.2
4949.976948	-53.7	12.4	-41.2
2491.749087	-54.1	12.9	-41.2
2490.749197	-54.2	13.0	-41.2
4950.976838	-54.5	13.3	-41.2
4948.977059	-54.7	13.5	-41.2

Measurement Settings

Start Frequency (MHz)	Stop Frequency (MHz)	Pre Measurement	Final Measurement
30.000000	1000.000000	1	1
1000.000000	2400.000000	2	2
2400.000000	2483.500000	2	2
2483.500000	7000.000000	2	2
7000.000000	26000.000000	2	2



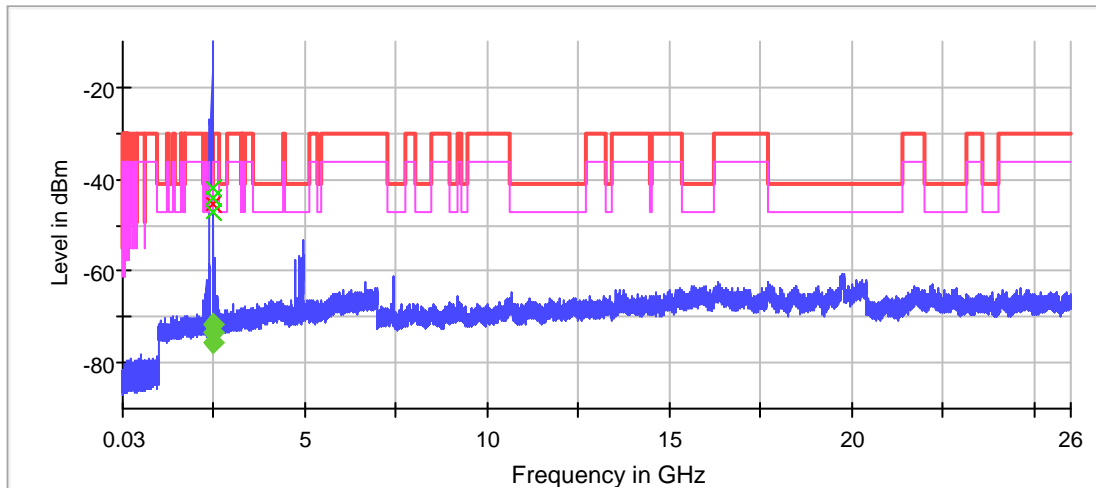
CMA Testing and Certification Laboratories

廠商會檢定中心

TEST REPORT

Report No. : AU0061360(5)

Date : 18 Oct 2016



- ✗ Limit [limit.Result:1]
- ◆ Threshold [limit.2.Result:1]
- ✗ Sum Level [trace.Result:1]
- ◆ Critical [Over Limit.Result:1]

Pre Measurement 1

Pre Measurement 2

Setting	Instrument Value	Target Value	Setting	Instrument Value	Target Value
RBW	100.000 kHz	<= 100.000 kHz	RBW	1.000 MHz	<= 1.000 MHz
VBW	300.000 kHz	>= 300.000 kHz	VBW	3.000 MHz	>= 3.000 MHz
SweepPoints	19400	~ 19400	SweepPoints	2800	~ 2800
SweepTime	19.400 ms	AUTO	SweepTime	2.800 ms	AUTO
Reference Level	-30.000 dBm	-30.000 dBm	Reference Level	-30.000 dBm	-30.000 dBm
Attenuation	0.000 dB	AUTO	Attenuation	0.000 dB	AUTO
Detector	MaxPeak	MaxPeak	Detector	MaxPeak	MaxPeak
SweepCount	30	30	SweepCount	30	30
Filter	3 dB	3 dB	Filter	3 dB	3 dB
Trace Mode	Max Hold	Max Hold	Trace Mode	Max Hold	Max Hold
Sweeptype	Sweep	AUTO	Sweeptype	Sweep	AUTO
Preamp	off	off	Preamp	off	off
Stablemode	Trace	Trace	Stablemode	Trace	Trace
Stablevalue	0.30	0.30	Stablevalue	0.30	0.30
Run	3 / max. 150	max. 150	Run	3 / max. 150	max. 150
Stable	3 / 3	3	Stable	3 / 3	3



CMA Testing and Certification Laboratories

廠商會檢定中心

TEST REPORT

Report No. : AU0061360(5)

Date : 18 Oct 2016

Final Measurement 2

Setting	Instrument Value	Target Value
Span	ZeroSpan	ZeroSpan
RBW	1.000 MHz	~ 1.000 MHz
VBW	3.000 MHz	~ 3.000 MHz
SweepPoints	10001	~ 10001
SweepTime	1.000 s	1.000 s
Reference Level	-10.000 dBm	-10.000 dBm
Attenuation	0.000 dB	0.000 dB
Detector	RMS	RMS
SweepCount	1	1
Filter	3 dB	3 dB
Trace Mode	Clear Write	Clear Write
SweepType	Sweep	AUTO
Preamp	off	off



CMA Testing and Certification Laboratories

廠商會檢定中心

TEST REPORT

Report No. : AU0061360(5)

Date : 18 Oct 2016

Rx Spurious Emission (2475 MHz)

Result

DUT Frequency (MHz)	Result
2475.000000	PASS

Final measurements

Frequency (MHz)	Level Pre Measurement (dBm)	level (dBm)	Limit (dBm)	Margin (dB)	Result
---	---	---	---	---	---

Pre Measurements

Frequency (MHz)	Level (dBm)	Margin (dB)	Limit (dBm)
19720.830483	-60.1	18.9	-41.2
19744.829220	-60.2	19.0	-41.2
19772.827746	-60.2	19.0	-41.2
20398.794800	-60.4	19.2	-41.2
19785.827062	-60.6	19.4	-41.2
19728.830062	-60.7	19.5	-41.2
19708.831114	-60.9	19.7	-41.2
20317.799063	-61.0	19.7	-41.2
19724.830272	-61.1	19.8	-41.2
19700.831535	-61.1	19.9	-41.2
19699.831588	-61.1	19.9	-41.2
19703.831377	-61.2	20.0	-41.2
19738.829535	-61.2	20.0	-41.2
19771.827799	-61.3	20.0	-41.2
19706.831219	-61.3	20.1	-41.2

Measurement Settings

Start Frequency (MHz)	Stop Frequency (MHz)	Pre Measurement	Final Measurement
30.000000	1000.000000	1	1
1000.000000	7000.000000	2	2
7000.000000	26000.000000	2	2



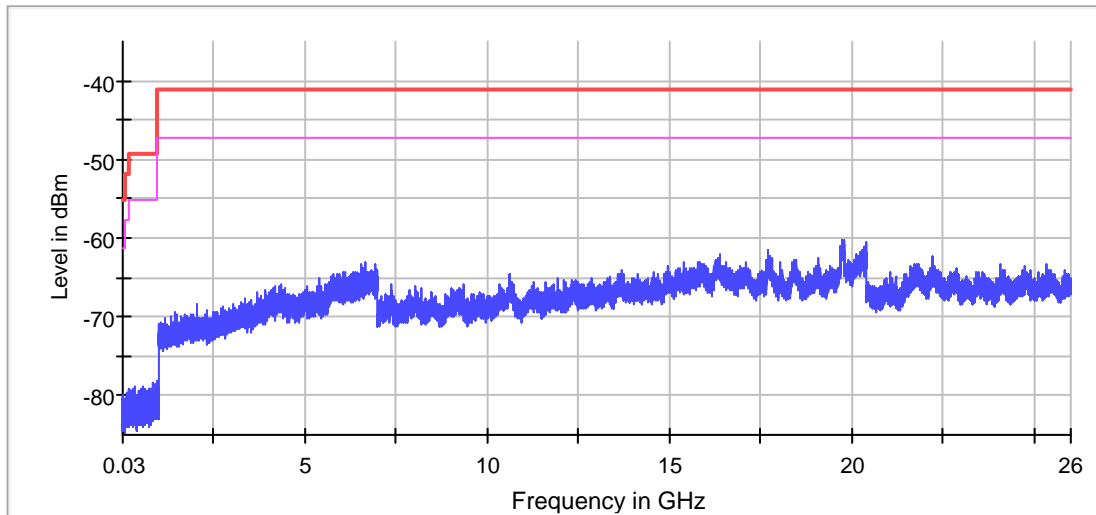
CMA Testing and Certification Laboratories

廠商會檢定中心

TEST REPORT

Report No. : AU0061360(5)

Date : 18 Oct 2016



— Limit [limit.Result:1] × Threshold [limit.2.Result:1]

Pre Measurement 1

Pre Measurement 2

Setting	Instrument Value	Target Value	Setting	Instrument Value	Target Value
RBW	100.000 kHz	<= 100.000 kHz	RBW	1.000 MHz	<= 1.000 MHz
VBW	300.000 kHz	>= 300.000 kHz	VBW	3.000 MHz	>= 3.000 MHz
SweepPoints	9700	~ 9700	SweepPoints	6000	~ 6000
SweepTime	9.700 ms	AUTO	SweepTime	6.000 ms	AUTO
Reference Level	-67.000 dBm	-67.000 dBm	Reference Level	-67.000 dBm	-67.000 dBm
Attenuation	0.000 dB	AUTO	Attenuation	0.000 dB	AUTO
Detector	MaxPeak	MaxPeak	Detector	MaxPeak	MaxPeak
SweepCount	100	100	SweepCount	100	100
Filter	3 dB	3 dB	Filter	3 dB	3 dB
Trace Mode	Max Hold	Max Hold	Trace Mode	Max Hold	Max Hold
Sweeptype	Sweep	AUTO	Sweeptype	Sweep	AUTO
Preamp	off	off	Preamp	off	off
Stablemode	Trace	Trace	Stablemode	Trace	Trace
Stablevalue	0.30	0.30	Stablevalue	0.30	0.30
Run	3 / max. 150	max. 150	Run	3 / max. 150	max. 150
Stable	3 / 3	3	Stable	3 / 3	3



CMA Testing and Certification Laboratories

廠商會檢定中心

TEST REPORT

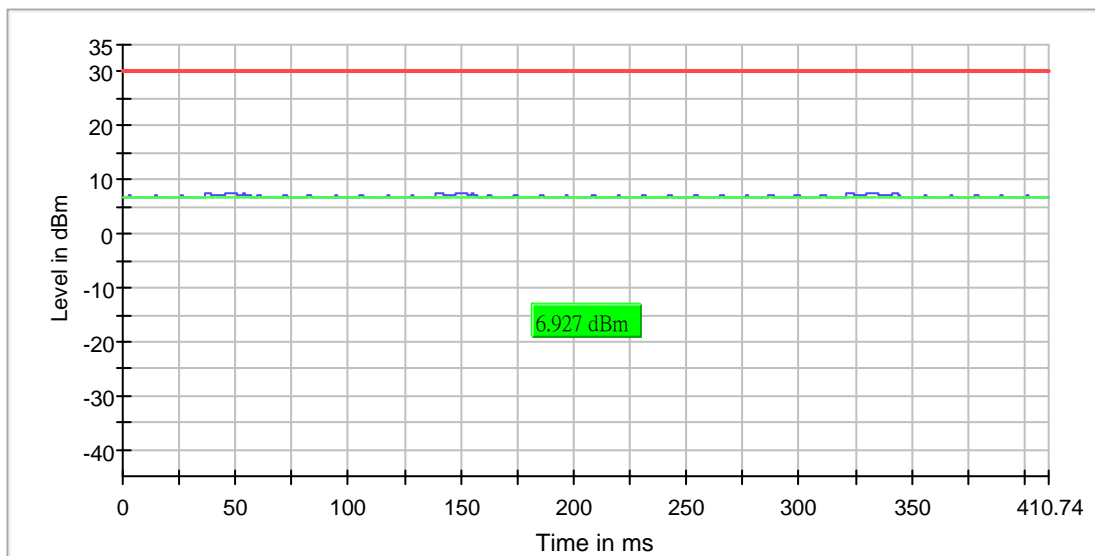
Report No. : AU0061360(5)

Date : 18 Oct 2016

RF output power (2412 MHz, 802.11b)

Result

DUT Frequency (MHz)	Gated EIRP (dBm)	Limit Max (dBm)	DutyCycle (%)	Result
2412.000000	6.9	30.0	41.173	PASS





CMA Testing and Certification Laboratories

廠商會檢定中心

TEST REPORT

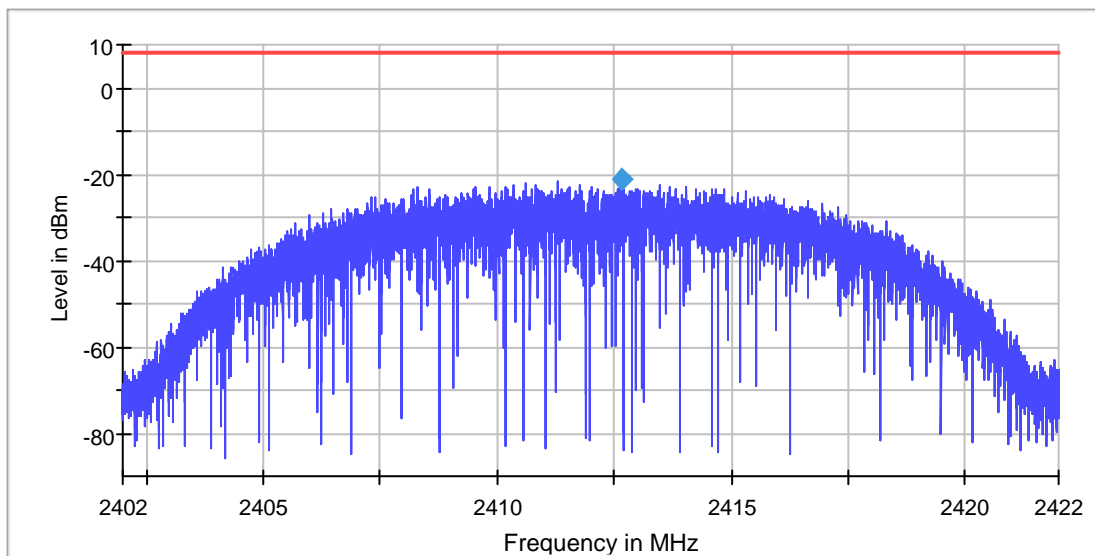
Report No. : AU0061360(5)

Date : 18 Oct 2016

Power Spectral Density (2412 MHz, 802.11b)

Result

DUT Frequency (MHz)	Frequency (MHz)	PSD (dBm)	Limit Max (dBm)	Result
2412.000000	2412.669717	-21.227	8.0	PASS



Measurement

Setting	Instrument Value	Target Value	Setting	Instrument Value	Target Value
Start Frequency	2.40200 GHz	2.40200 GHz	Stablemode	Trace	Trace
Stop Frequency	2.42200 GHz	2.42200 GHz	Stablevalue	0.30	0.30
Span	20.000 MHz	20.000 MHz	Run	3 / max. 150	max. 150
RBW	3.000 kHz	<= 3.000 kHz	Stable	3 / 3	3
VBW	10.000 kHz	>= 9.000 kHz			
SweepPoints	13333	~ 13333			
Sweeptime	13.400 s	13.333 s			
Reference Level	0.000 dBm	0.000 dBm			
Attenuation	20.000 dB	AUTO			
Detector	RMS	RMS			
SweepCount	1	1			
Filter	3 dB	3 dB			
Trace Mode	Max Hold	Max Hold			
Sweeptype	Sweep	AUTO			
Preamp	off	off			



CMA Testing and Certification Laboratories

廠商會檢定中心

TEST REPORT

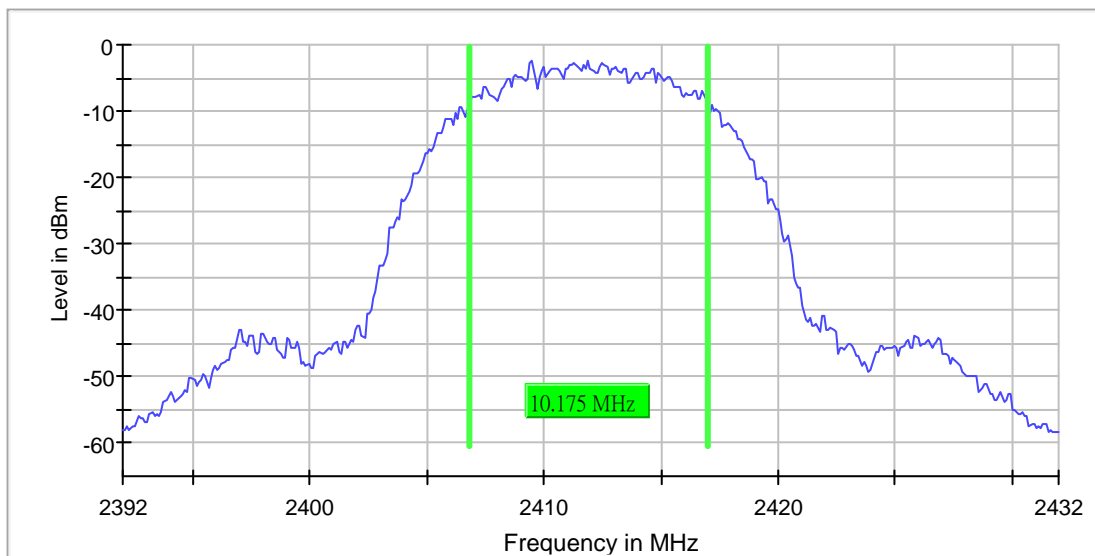
Report No. : AU0061360(5)

Date : 18 Oct 2016

Minimum Emission Bandwidth 6 dB (2412 MHz, 802.11b)

6 dB Bandwidth

DUT Frequency (MHz)	Bandwidth (MHz)	Limit Min (MHz)	Limit Max (MHz)	Band Edge Left (MHz)	Band Edge Right (MHz)	Max Level (dBm)	Result
2412.000000	10.174563	0.500000	---	2406.812968	2416.987531	-2.3	PASS



Measurement

Setting	Instrument Value	Target Value	Setting	Instrument Value	Target Value
Start Frequency	2.39200 GHz	2.39200 GHz	Stablemode	Trace	Trace
Stop Frequency	2.43200 GHz	2.43200 GHz	Stablevalue	0.30	0.30
Span	40.000 MHz	40.000 MHz	Run	50 / max. 150	max. 150
RBW	100.000 kHz	~ 100.000 kHz	Stable	15 / 15	15
VBW	300.000 kHz	~ 300.000 kHz			
SweepPoints	400	~ 400			
SweepTime	94.810 μ s	AUTO			
Reference Level	0.000 dBm	0.000 dBm			
Attenuation	20.000 dB	AUTO			
Detector	MaxPeak	MaxPeak			
SweepCount	100	100			
Filter	3 dB	3 dB			
Trace Mode	Max Hold	AUTO Hold			
SweepType	FFT	AUTO			
Preamp	off	off			



CMA Testing and Certification Laboratories

廠商會檢定中心

TEST REPORT

Report No. : AU0061360(5)

Date : 18 Oct 2016

Band Edge low (2412 MHz, 802.11b)

Result

DUT Frequency (MHz)	Result
2412.000000	PASS

Inband Peak

Frequency (MHz)	Level (dBm)
2411.368193	-11.3

Measurements

Frequency (MHz)	Level (dBm)	Margin (dB)	Limit (dBm)	Result
2398.375902	-53.3	22.0	-31.3	PASS
2398.275958	-53.5	22.1	-31.3	PASS
2397.176569	-53.6	22.2	-31.3	PASS
2398.475847	-53.6	22.3	-31.3	PASS
2398.225986	-53.7	22.3	-31.3	PASS
2398.525819	-53.8	22.5	-31.3	PASS
2398.425875	-54.1	22.7	-31.3	PASS
2399.125486	-54.1	22.8	-31.3	PASS
2397.876180	-54.2	22.8	-31.3	PASS
2397.276513	-54.2	22.9	-31.3	PASS
2399.225430	-54.3	22.9	-31.3	PASS
2399.175458	-54.3	23.0	-31.3	PASS
2397.226541	-54.4	23.1	-31.3	PASS
2396.976680	-54.4	23.1	-31.3	PASS
2397.776235	-54.5	23.1	-31.3	PASS



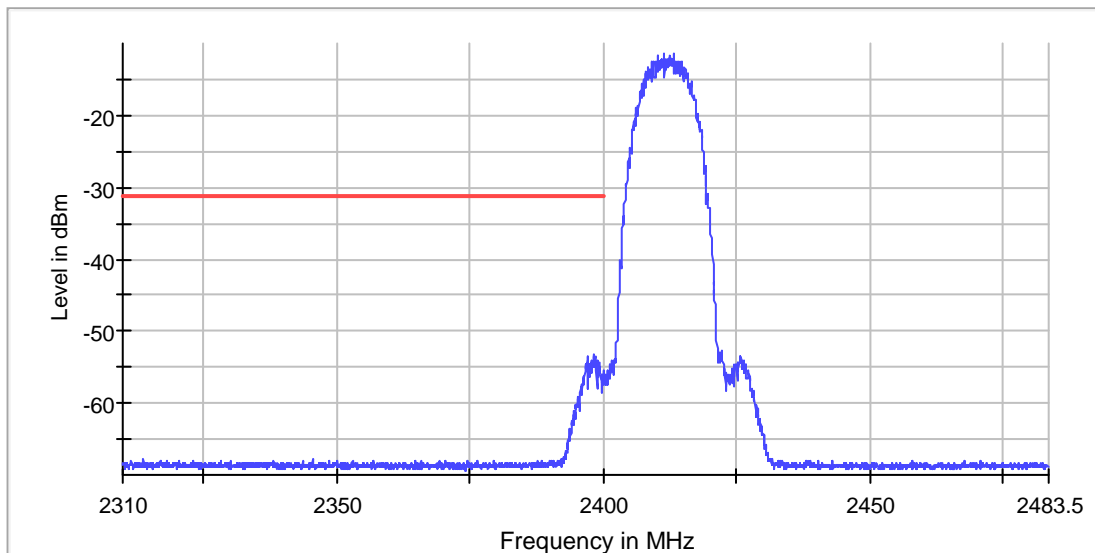
CMA Testing and Certification Laboratories

廠商會檢定中心

TEST REPORT

Report No. : AU0061360(5)

Date : 18 Oct 2016



Measurement 1

Measurement 2

Setting	Instrument Value	Target Value	Setting	Instrument Value	Target Value
RBW	100.000 kHz	<= 100.000 kHz	RBW	100.000 kHz	<= 100.000 kHz
VBW	300.000 kHz	>= 300.000 kHz	VBW	300.000 kHz	>= 300.000 kHz
SweepPoints	1670	~ 1670	SweepPoints	1800	~ 1800
SweepTime	1.670 s	1.670 s	SweepTime	1.800 s	1.800 s
Reference Level	0.000 dBm	0.000 dBm	Reference Level	0.000 dBm	0.000 dBm
Attenuation	20.000 dB	AUTO	Attenuation	20.000 dB	AUTO
Detector	RMS	RMS	Detector	RMS	RMS
SweepCount	3	3	SweepCount	3	3
Filter	3 dB	3 dB	Filter	3 dB	3 dB
Trace Mode	Max Hold	Max Hold	Trace Mode	Max Hold	Max Hold
SweepType	Sweep	AUTO	SweepType	Sweep	AUTO
Preamp	off	off	Preamp	off	off
Stablemode	Trace	Trace	Stablemode	Trace	Trace
Stablevalue	0.30	0.30	Stablevalue	0.30	0.30
Run	3 / max. 15	max. 15	Run	3 / max. 15	max. 15
Stable	3 / 3	3	Stable	3 / 3	3



CMA Testing and Certification Laboratories

廠商會檢定中心

TEST REPORT

Report No. : AU0061360(5)

Date : 18 Oct 2016

Tx Spurious Emission (2412 MHz, 802.11b)

Result

DUT Frequency (MHz)	Result
2412.000000	PASS

Final measurements

Frequency (MHz)	Level Pre Measurement (dBm)	level (dBm)	Limit (dBm)	Margin (dB)	Result
2383.255980	-44.5	-72.8	-41.2	31.5	PASS

Pre Measurements

Frequency (MHz)	Level (dBm)	Margin (dB)	Limit (dBm)
2383.255980	-44.5	3.2	-41.2
2383.755801	-46.9	5.7	-41.2
2357.765084	-54.1	12.8	-41.2
2358.264905	-55.3	14.1	-41.2
2399.250268	-29.6	14.1	-15.4
2356.265619	-55.9	14.7	-41.2
2350.767583	-57.9	16.7	-41.2
2350.267762	-58.9	17.7	-41.2
4823.990896	-59.3	18.1	-41.2
4824.490840	-59.8	18.6	-41.2
2389.753659	-60.2	19.0	-41.2
2378.257765	-60.3	19.1	-41.2
19746.718955	-60.5	19.3	-41.2
4823.490951	-60.6	19.4	-41.2
19698.034498	-60.7	19.5	-41.2

Measurement Settings

Start Frequency (MHz)	Stop Frequency (MHz)	Pre Measurement	Final Measurement
30.000000	1000.000000	1	1
1000.000000	2400.000000	2	2
2400.000000	2483.500000	2	2
2483.500000	7000.000000	2	2
7000.000000	26000.000000	2	2



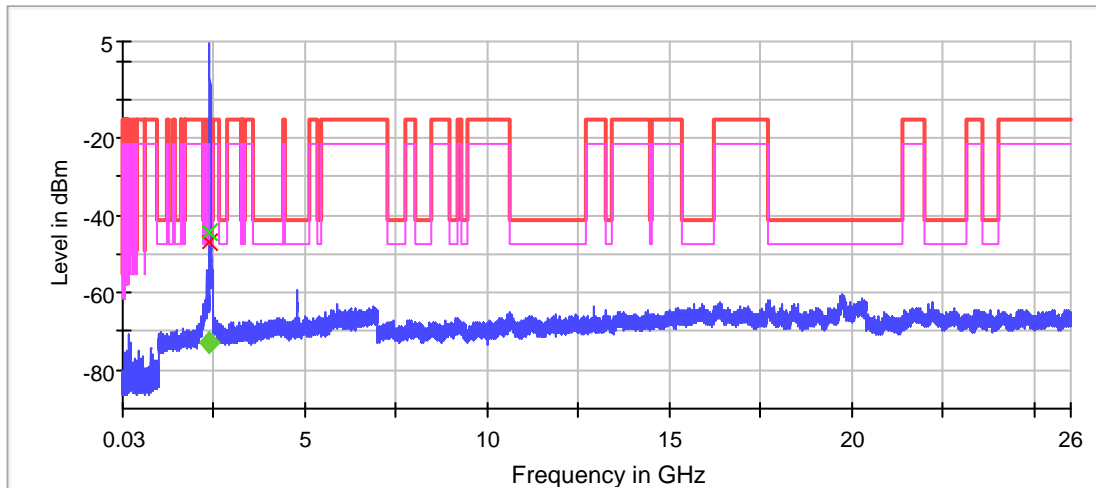
CMA Testing and Certification Laboratories

廠商會檢定中心

TEST REPORT

Report No. : AU0061360(5)

Date : 18 Oct 2016



- x Limit [limit.Result:1]
- ◆ Threshold [limit.2.Result:1]
- x Sum Level [trace.Result:1]
- ◆ Critical [Over Limit.Result:1]

Pre Measurement 1

Pre Measurement 2

Setting	Instrument Value	Target Value	Setting	Instrument Value	Target Value
RBW	100.000 kHz	<= 100.000 kHz	RBW	1.000 MHz	<= 1.000 MHz
VBW	300.000 kHz	>= 300.000 kHz	VBW	3.000 MHz	>= 3.000 MHz
SweepPoints	19400	~ 19400	SweepPoints	2800	~ 2800
SweepTime	19.400 ms	AUTO	SweepTime	2.800 ms	AUTO
Reference Level	-30.000 dBm	-30.000 dBm	Reference Level	-30.000 dBm	-30.000 dBm
Attenuation	0.000 dB	AUTO	Attenuation	0.000 dB	AUTO
Detector	MaxPeak	MaxPeak	Detector	MaxPeak	MaxPeak
SweepCount	30	30	SweepCount	30	30
Filter	3 dB	3 dB	Filter	3 dB	3 dB
Trace Mode	Max Hold	Max Hold	Trace Mode	Max Hold	Max Hold
Sweeptype	Sweep	AUTO	Sweeptype	Sweep	AUTO
Preamp	off	off	Preamp	off	off
Stablemode	Trace	Trace	Stablemode	Trace	Trace
Stablevalue	0.30	0.30	Stablevalue	0.30	0.30
Run	3 / max. 150	max. 150	Run	3 / max. 150	max. 150
Stable	3 / 3	3	Stable	3 / 3	3



CMA Testing and Certification Laboratories

廠商會檢定中心

TEST REPORT

Report No. : AU0061360(5)

Date : 18 Oct 2016

Final Measurement 2

Setting	Instrument Value	Target Value
Span	ZeroSpan	ZeroSpan
RBW	1.000 MHz	~ 1.000 MHz
VBW	3.000 MHz	~ 3.000 MHz
SweepPoints	10001	~ 10001
SweepTime	1.000 s	1.000 s
Reference Level	-10.000 dBm	-10.000 dBm
Attenuation	0.000 dB	0.000 dB
Detector	RMS	RMS
SweepCount	1	1
Filter	3 dB	3 dB
Trace Mode	Clear Write	Clear Write
SweepType	Sweep	AUTO
Preamp	off	off



CMA Testing and Certification Laboratories

廠商會檢定中心

TEST REPORT

Report No. : AU0061360(5)

Date : 18 Oct 2016

Rx Spurious Emission (2412 MHz, 802.11b)

Result

DUT Frequency (MHz)	Result
2412.000000	PASS

Final measurements

Frequency (MHz)	Level Pre Measurement (dBm)	level (dBm)	Limit (dBm)	Margin (dB)	Result
---	---	---	---	---	---

Pre Measurements

Frequency (MHz)	Level (dBm)	Margin (dB)	Limit (dBm)
19721.830430	-59.8	18.6	-41.2
19744.829220	-60.0	18.8	-41.2
19743.829272	-60.2	19.0	-41.2
200.032471	-70.7	19.0	-51.7
19726.830167	-60.4	19.2	-41.2
19776.827535	-60.5	19.2	-41.2
19778.827430	-60.5	19.2	-41.2
19749.828956	-60.5	19.3	-41.2
19734.829746	-60.7	19.5	-41.2
19712.830904	-60.8	19.5	-41.2
19760.828377	-60.9	19.6	-41.2
19779.827378	-60.9	19.6	-41.2
19714.830798	-60.9	19.7	-41.2
19715.830746	-61.0	19.8	-41.2
19727.830114	-61.0	19.8	-41.2

Measurement Settings

Start Frequency (MHz)	Stop Frequency (MHz)	Pre Measurement	Final Measurement
30.000000	1000.000000	1	1
1000.000000	7000.000000	2	2
7000.000000	26000.000000	2	2



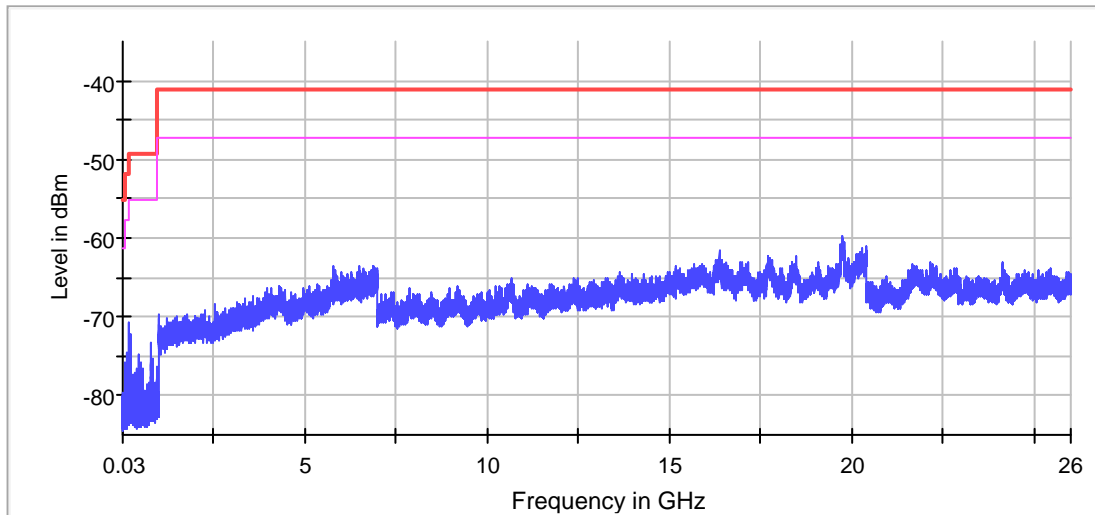
CMA Testing and Certification Laboratories

廠商會檢定中心

TEST REPORT

Report No. : AU0061360(5)

Date : 18 Oct 2016



— Limit [limit.Result:1] × Threshold [limit.2.Result:1]

Pre Measurement 1

Pre Measurement 2

Setting	Instrument Value	Target Value	Setting	Instrument Value	Target Value
RBW	100.000 kHz	<= 100.000 kHz	RBW	1.000 MHz	<= 1.000 MHz
VBW	300.000 kHz	>= 300.000 kHz	VBW	3.000 MHz	>= 3.000 MHz
SweepPoints	9700	~ 9700	SweepPoints	6000	~ 6000
SweepTime	9.700 ms	AUTO	SweepTime	6.000 ms	AUTO
Reference Level	-67.000 dBm	-67.000 dBm	Reference Level	-67.000 dBm	-67.000 dBm
Attenuation	0.000 dB	AUTO	Attenuation	0.000 dB	AUTO
Detector	MaxPeak	MaxPeak	Detector	MaxPeak	MaxPeak
SweepCount	100	100	SweepCount	100	100
Filter	3 dB	3 dB	Filter	3 dB	3 dB
Trace Mode	Max Hold	Max Hold	Trace Mode	Max Hold	Max Hold
Sweeptype	Sweep	AUTO	Sweeptype	Sweep	AUTO
Preamp	off	off	Preamp	off	off
Stablemode	Trace	Trace	Stablemode	Trace	Trace
Stablevalue	0.30	0.30	Stablevalue	0.30	0.30
Run	3 / max. 150	max. 150	Run	3 / max. 150	max. 150
Stable	3 / 3	3	Stable	3 / 3	3



CMA Testing and Certification Laboratories

廠商會檢定中心

TEST REPORT

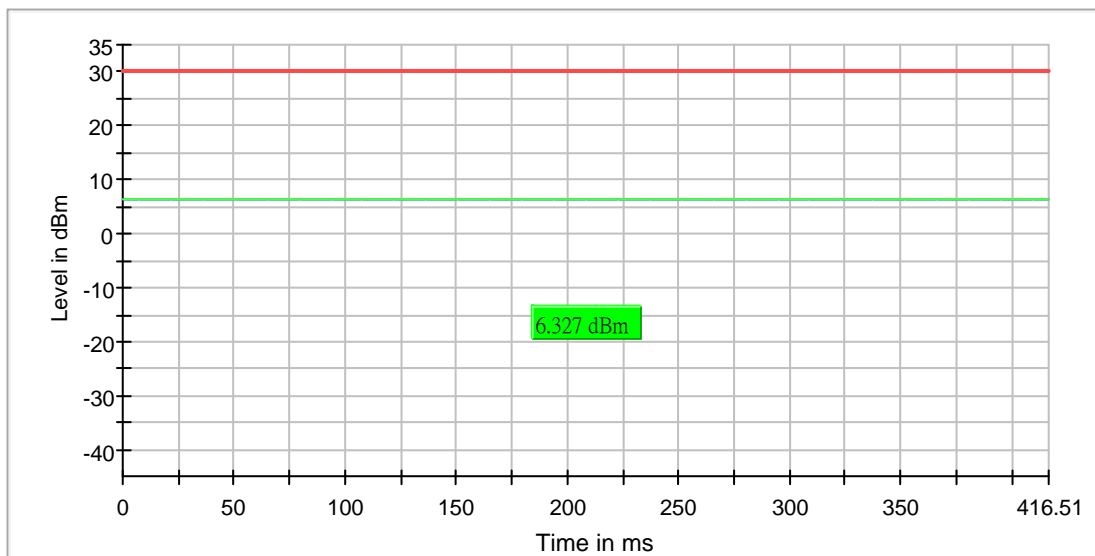
Report No. : AU0061360(5)

Date : 18 Oct 2016

RF output power (2437 MHz, 802.11b)

Result

DUT Frequency (MHz)	Gated EIRP (dBm)	Limit Max (dBm)	DutyCycle (%)	Result
2437.000000	6.3	30.0	41.701	PASS





CMA Testing and Certification Laboratories

廠商會檢定中心

TEST REPORT

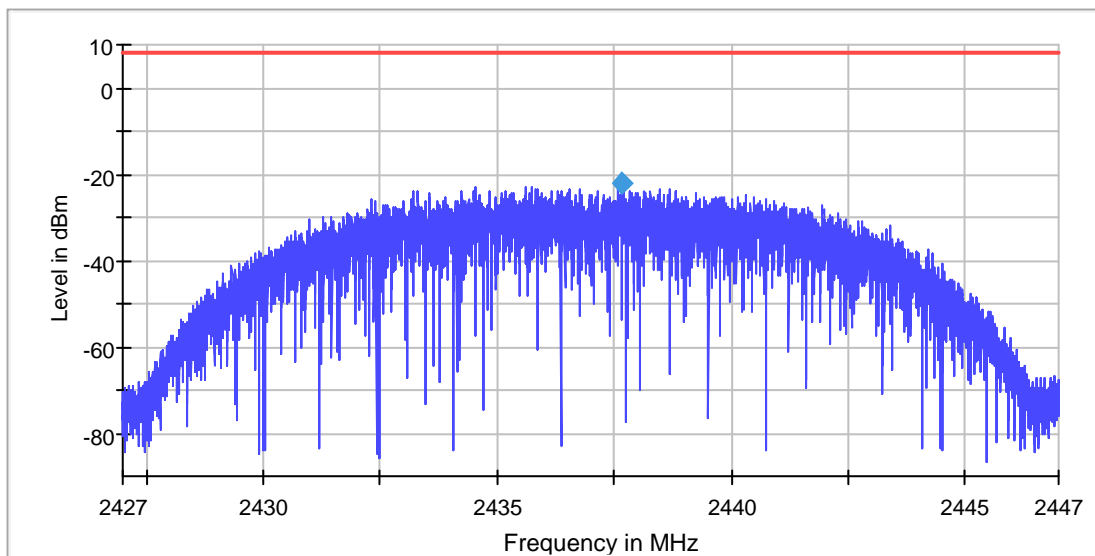
Report No. : AU0061360(5)

Date : 18 Oct 2016

Power Spectral Density (2437 MHz, 802.11b)

Result

DUT Frequency (MHz)	Frequency (MHz)	PSD (dBm)	Limit Max (dBm)	Result
2437.000000	2437.669717	-22.146	8.0	PASS



Measurement

Setting	Instrument Value	Target Value	Setting	Instrument Value	Target Value
Start Frequency	2.42700 GHz	2.42700 GHz	Stablemode	Trace	Trace
Stop Frequency	2.44700 GHz	2.44700 GHz	Stablevalue	0.30	0.30
Span	20.000 MHz	20.000 MHz	Run	3 / max. 150	max. 150
RBW	3.000 kHz	<= 3.000 kHz	Stable	3 / 3	3
VBW	10.000 kHz	>= 9.000 kHz			
SweepPoints	13333	~ 13333			
SweepTime	13.400 s	13.333 s			
Reference Level	0.000 dBm	0.000 dBm			
Attenuation	20.000 dB	AUTO			
Detector	RMS	RMS			
SweepCount	1	1			
Filter	3 dB	3 dB			
Trace Mode	Max Hold	Max Hold			
SweepType	Sweep	AUTO			
Preamp	off	off			



CMA Testing and Certification Laboratories

廠商會檢定中心

TEST REPORT

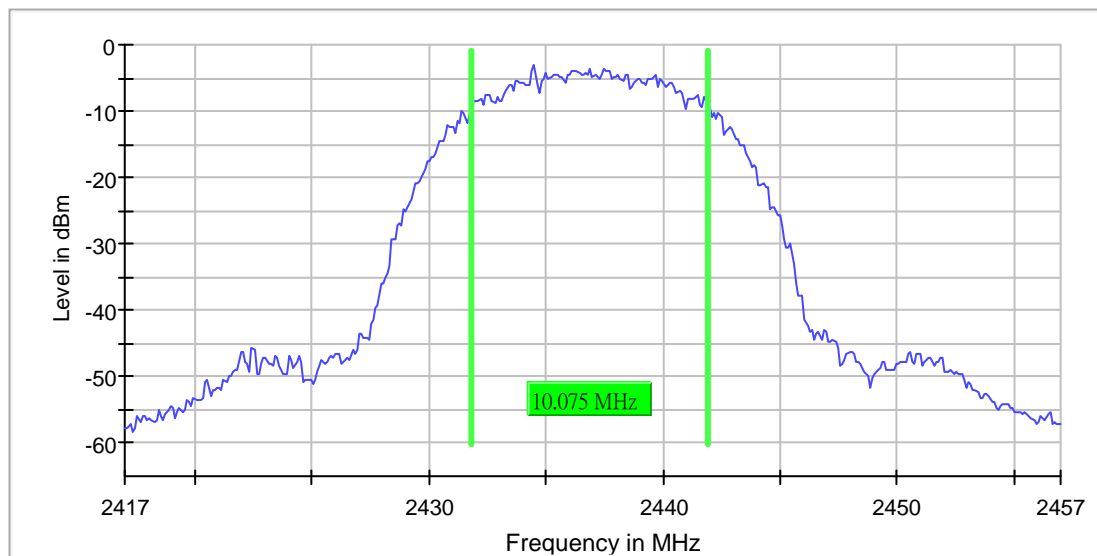
Report No. : AU0061360(5)

Date : 18 Oct 2016

Minimum Emission Bandwidth 6 dB (2437 MHz, 802.11b)

6 dB Bandwidth

DUT Frequency (MHz)	Bandwidth (MHz)	Limit Min (MHz)	Limit Max (MHz)	Band Edge Left (MHz)	Band Edge Right (MHz)	Max Level (dBm)	Result
2437.000000	10.074813	0.500000	---	2431.812968	2441.887781	-3.0	PASS



Measurement

Setting	Instrument Value	Target Value	Setting	Instrument Value	Target Value
Start Frequency	2.41700 GHz	2.41700 GHz	Stablemode	Trace	Trace
Stop Frequency	2.45700 GHz	2.45700 GHz	Stablevalue	0.30	0.30
Span	40.000 MHz	40.000 MHz	Run	150 / max. 150	max. 150
RBW	100.000 kHz	~ 100.000 kHz	Stable	2 / 15	15
VBW	300.000 kHz	~ 300.000 kHz			
SweepPoints	400	~ 400			
SweepTime	94.810 μ s	AUTO			
Reference Level	0.000 dBm	0.000 dBm			
Attenuation	20.000 dB	AUTO			
Detector	MaxPeak	MaxPeak			
SweepCount	100	100			
Filter	3 dB	3 dB			
Trace Mode	Max Hold	Max Hold			
SweepType	FFT	AUTO			
Preamp	off	off			



CMA Testing and Certification Laboratories

廠商會檢定中心

TEST REPORT

Report No. : AU0061360(5)

Date : 18 Oct 2016

Tx Spurious Emission (2437 MHz, 802.11b)

Result

DUT Frequency (MHz)	Result
2437.000000	PASS

Final measurements

Frequency (MHz)	Level Pre Measurement (dBm)	level (dBm)	Limit (dBm)	Margin (dB)	Result
---	---	---	---	---	---

Pre Measurements

Frequency (MHz)	Level (dBm)	Margin (dB)	Limit (dBm)
2483.749972	-53.5	12.2	-41.2
2389.753659	-54.0	12.7	-41.2
4873.985361	-57.9	16.7	-41.2
2498.248367	-58.0	16.8	-41.2
4874.485306	-58.3	17.1	-41.2
4873.485416	-58.9	17.6	-41.2
19725.345291	-60.2	18.9	-41.2
4874.985250	-60.4	19.2	-41.2
19741.969252	-60.5	19.2	-41.2
19736.032123	-60.5	19.3	-41.2
19771.061184	-60.5	19.3	-41.2
19690.316230	-60.7	19.5	-41.2
19728.907568	-60.8	19.6	-41.2
19782.341729	-60.8	19.6	-41.2
19715.252172	-60.9	19.7	-41.2

Measurement Settings

Start Frequency (MHz)	Stop Frequency (MHz)	Pre Measurement	Final Measurement
30.000000	1000.000000	1	1
1000.000000	2400.000000	2	2
2400.000000	2483.500000	2	2
2483.500000	7000.000000	2	2
7000.000000	26000.000000	2	2



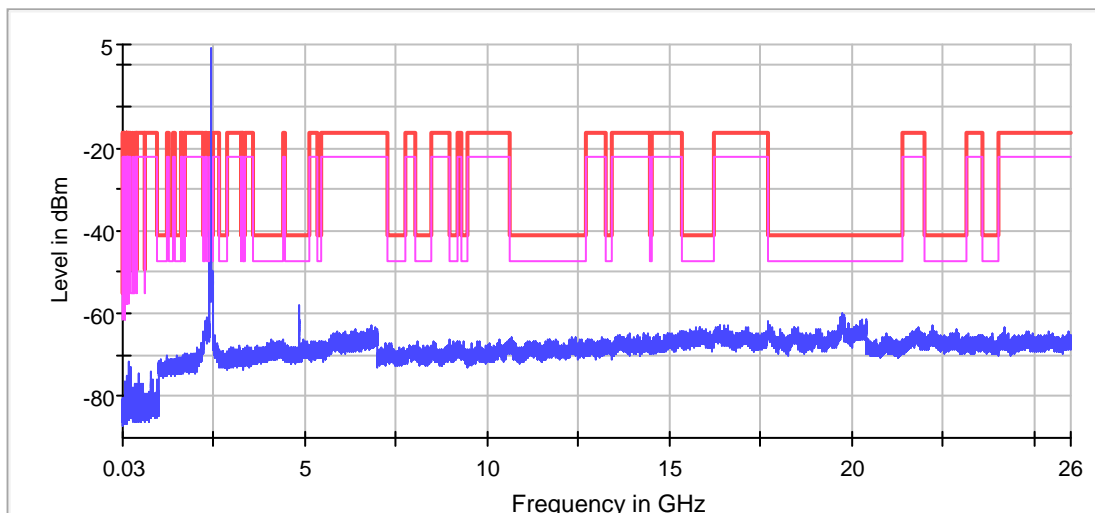
CMA Testing and Certification Laboratories

廠商會檢定中心

TEST REPORT

Report No. : AU0061360(5)

Date : 18 Oct 2016



Pre Measurement 1

Pre Measurement 2

Setting	Instrument Value	Target Value	Setting	Instrument Value	Target Value
RBW	100.000 kHz	<= 100.000 kHz	RBW	1.000 MHz	<= 1.000 MHz
VBW	300.000 kHz	>= 300.000 kHz	VBW	3.000 MHz	>= 3.000 MHz
SweepPoints	19400	~ 19400	SweepPoints	2800	~ 2800
SweepTime	19.400 ms	AUTO	SweepTime	2.800 ms	AUTO
Reference Level	-30.000 dBm	-30.000 dBm	Reference Level	-30.000 dBm	-30.000 dBm
Attenuation	0.000 dB	AUTO	Attenuation	0.000 dB	AUTO
Detector	MaxPeak	MaxPeak	Detector	MaxPeak	MaxPeak
SweepCount	30	30	SweepCount	30	30
Filter	3 dB	3 dB	Filter	3 dB	3 dB
Trace Mode	Max Hold	Max Hold	Trace Mode	Max Hold	Max Hold
Sweeptype	Sweep	AUTO	Sweeptype	Sweep	AUTO
Preamp	off	off	Preamp	off	off
Stablemode	Trace	Trace	Stablemode	Trace	Trace
Stablevalue	0.30	0.30	Stablevalue	0.30	0.30
Run	3 / max. 150	max. 150	Run	3 / max. 150	max. 150
Stable	3 / 3	3	Stable	3 / 3	3



CMA Testing and Certification Laboratories

廠商會檢定中心

TEST REPORT

Report No. : AU0061360(5)

Date : 18 Oct 2016

Rx Spurious Emission (2437 MHz, 802.11b)

Result

DUT Frequency (MHz)	Result
2437.000000	PASS

Final measurements

Frequency (MHz)	Level Pre Measurement (dBm)	level (dBm)	Limit (dBm)	Margin (dB)	Result
---	---	---	---	---	---

Pre Measurements

Frequency (MHz)	Level (dBm)	Margin (dB)	Limit (dBm)
200.032471	-70.6	18.9	-51.7
19762.828272	-60.3	19.1	-41.2
19708.831114	-60.6	19.3	-41.2
19771.827799	-60.6	19.4	-41.2
19741.829377	-60.7	19.5	-41.2
19758.828483	-60.8	19.6	-41.2
19701.831483	-60.9	19.7	-41.2
19737.829588	-61.0	19.7	-41.2
19710.831009	-61.0	19.8	-41.2
19704.831325	-61.0	19.8	-41.2
19785.827062	-61.2	20.0	-41.2
19720.830483	-61.2	20.0	-41.2
19774.827641	-61.2	20.0	-41.2
19739.829483	-61.2	20.0	-41.2
19744.829220	-61.2	20.0	-41.2

Measurement Settings

Start Frequency (MHz)	Stop Frequency (MHz)	Pre Measurement	Final Measurement
30.000000	1000.000000	1	1
1000.000000	7000.000000	2	2
7000.000000	26000.000000	2	2



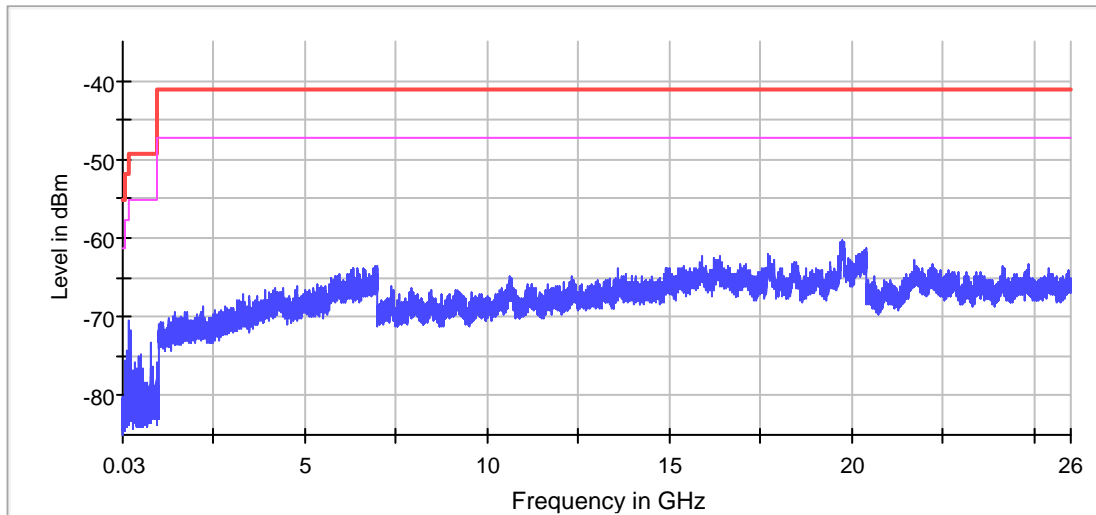
CMA Testing and Certification Laboratories

廠商會檢定中心

TEST REPORT

Report No. : AU0061360(5)

Date : 18 Oct 2016



Pre Measurement 1

Pre Measurement 2

Setting	Instrument Value	Target Value	Setting	Instrument Value	Target Value
RBW	100.000 kHz	<= 100.000 kHz	RBW	1.000 MHz	<= 1.000 MHz
VBW	300.000 kHz	>= 300.000 kHz	VBW	3.000 MHz	>= 3.000 MHz
SweepPoints	9700	~ 9700	SweepPoints	6000	~ 6000
SweepTime	9.700 ms	AUTO	SweepTime	6.000 ms	AUTO
Reference Level	-67.000 dBm	-67.000 dBm	Reference Level	-67.000 dBm	-67.000 dBm
Attenuation	0.000 dB	AUTO	Attenuation	0.000 dB	AUTO
Detector	MaxPeak	MaxPeak	Detector	MaxPeak	MaxPeak
SweepCount	100	100	SweepCount	100	100
Filter	3 dB	3 dB	Filter	3 dB	3 dB
Trace Mode	Max Hold	Max Hold	Trace Mode	Max Hold	Max Hold
Sweeptype	Sweep	AUTO	Sweeptype	Sweep	AUTO
Preamp	off	off	Preamp	off	off
Stablemode	Trace	Trace	Stablemode	Trace	Trace
Stablevalue	0.30	0.30	Stablevalue	0.30	0.30
Run	3 / max. 150	max. 150	Run	3 / max. 150	max. 150
Stable	3 / 3	3	Stable	3 / 3	3



CMA Testing and Certification Laboratories

廠商會檢定中心

TEST REPORT

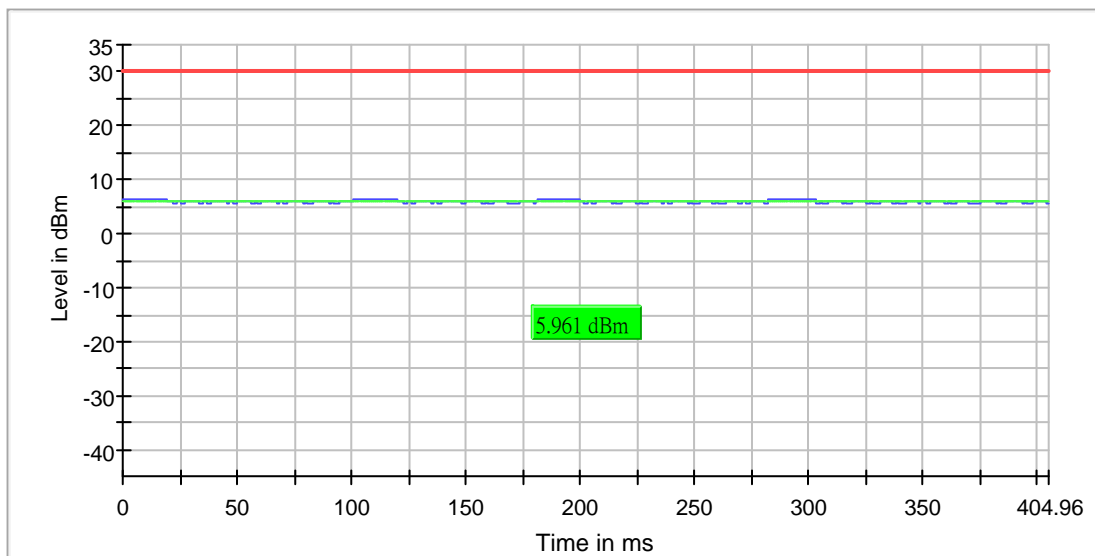
Report No. : AU0061360(5)

Date : 18 Oct 2016

RF output power (2462 MHz, 802.11b)

Result

DUT Frequency (MHz)	Gated EIRP (dBm)	Limit Max (dBm)	DutyCycle (%)	Result
2462.000000	6.0	30.0	40.683	PASS





CMA Testing and Certification Laboratories

廠商會檢定中心

TEST REPORT

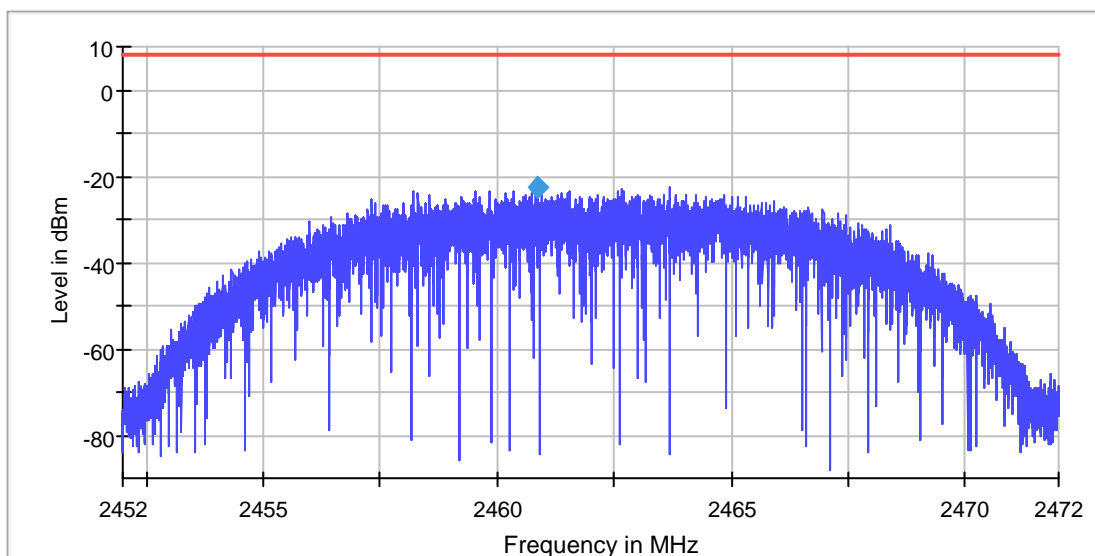
Report No. : AU0061360(5)

Date : 18 Oct 2016

Power Spectral Density (2462 MHz, 802.11b)

Result

DUT Frequency (MHz)	Frequency (MHz)	PSD (dBm)	Limit Max (dBm)	Result
2462.000000	2460.847308	-22.699	8.0	PASS



Measurement

Setting	Instrument Value	Target Value	Setting	Instrument Value	Target Value
Start Frequency	2.45200 GHz	2.45200 GHz	Stablemode	Trace	Trace
Stop Frequency	2.47200 GHz	2.47200 GHz	Stablevalue	0.30	0.30
Span	20.000 MHz	20.000 MHz	Run	3 / max. 150	max. 150
RBW	3.000 kHz	<= 3.000 kHz	Stable	3 / 3	3
VBW	10.000 kHz	>= 9.000 kHz			
SweepPoints	13333	~ 13333			
SweepTime	13.400 s	13.333 s			
Reference Level	0.000 dBm	0.000 dBm			
Attenuation	20.000 dB	AUTO			
Detector	RMS	RMS			
SweepCount	1	1			
Filter	3 dB	3 dB			
Trace Mode	Max Hold	Max Hold			
SweepType	Sweep	AUTO			
Preamp	off	off			



CMA Testing and Certification Laboratories

廠商會檢定中心

TEST REPORT

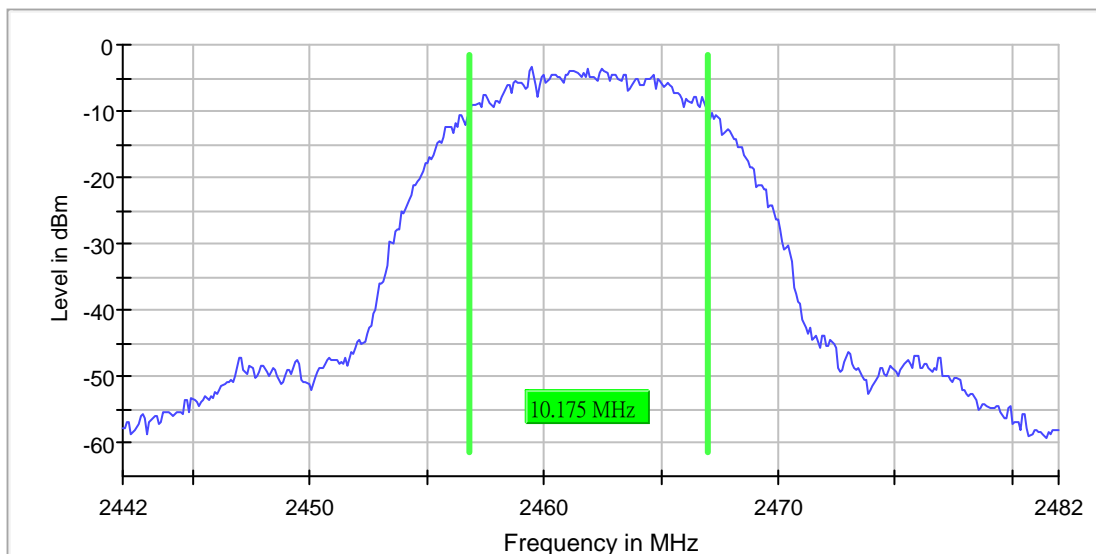
Report No. : AU0061360(5)

Date : 18 Oct 2016

Minimum Emission Bandwidth 6 dB (2462 MHz, 802.11b)

6 dB Bandwidth

DUT Frequency (MHz)	Bandwidth (MHz)	Limit Min (MHz)	Limit Max (MHz)	Band Edge Left (MHz)	Band Edge Right (MHz)	Max Level (dBm)	Result
2462.000000	10.174563	0.500000	---	2456.812968	2466.987531	-3.4	PASS



Measurement

Setting	Instrument Value	Target Value	Setting	Instrument Value	Target Value
Start Frequency	2.44200 GHz	2.44200 GHz	Stablemode	Trace	Trace
Stop Frequency	2.48200 GHz	2.48200 GHz	Stablevalue	0.30	0.30
Span	40.000 MHz	40.000 MHz	Run	64 / max. 150	max. 150
RBW	100.000 kHz	~ 100.000 kHz	Stable	15 / 15	15
VBW	300.000 kHz	~ 300.000 kHz			
SweepPoints	400	~ 400			
SweepTime	94.810 μs	AUTO			
Reference Level	0.000 dBm	0.000 dBm			
Attenuation	20.000 dB	AUTO			
Detector	MaxPeak	MaxPeak			
SweepCount	100	100			
Filter	3 dB	3 dB			
Trace Mode	Max Hold	Max Hold			
SweepType	FFT	AUTO			
Preamp	off	off			



CMA Testing and Certification Laboratories

廠商會檢定中心

TEST REPORT

Report No. : AU0061360(5)

Date : 18 Oct 2016

Band Edge high (2462 MHz, 802.11b)

Result

DUT Frequency (MHz)	Result
2462.000000	PASS

Inband Peak

Frequency (MHz)	Level (dBm)
2461.338270	-12.3

Measurements

Frequency (MHz)	Level (dBm)	Margin (dB)	Limit (dBm)	Result
2483.624622	-67.8	35.4	-32.3	PASS
2496.385952	-67.8	35.4	-32.3	PASS
2492.946375	-67.8	35.4	-32.3	PASS
2487.163897	-67.9	35.6	-32.3	PASS
2489.008308	-67.9	35.6	-32.3	PASS
2495.488671	-67.9	35.6	-32.3	PASS
2489.855740	-67.9	35.6	-32.3	PASS
2486.964502	-67.9	35.6	-32.3	PASS
2486.715257	-67.9	35.6	-32.3	PASS
2495.937311	-67.9	35.6	-32.3	PASS
2493.046073	-68.0	35.6	-32.3	PASS
2490.005287	-68.0	35.7	-32.3	PASS
2497.283233	-68.0	35.7	-32.3	PASS
2490.952417	-68.1	35.7	-32.3	PASS
2491.201662	-68.1	35.7	-32.3	PASS



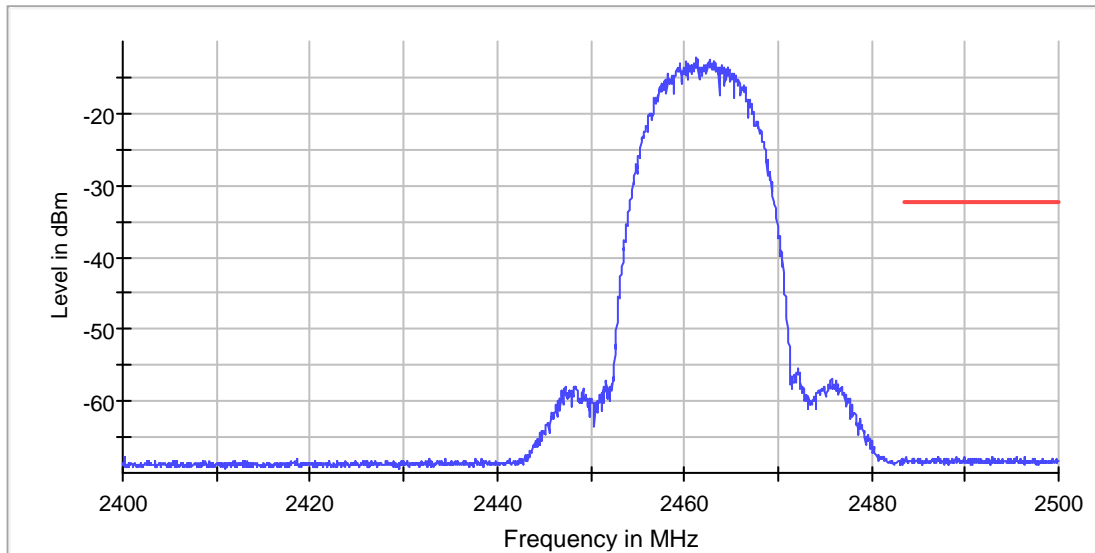
CMA Testing and Certification Laboratories

廠商會檢定中心

TEST REPORT

Report No. : AU0061360(5)

Date : 18 Oct 2016



Measurement 1

Measurement 2

Setting	Instrument Value	Target Value	Setting	Instrument Value	Target Value
RBW	100.000 kHz	<= 100.000 kHz	RBW	100.000 kHz	<= 100.000 kHz
VBW	300.000 kHz	>= 300.000 kHz	VBW	300.000 kHz	>= 300.000 kHz
SweepPoints	1670	~ 1670	SweepPoints	330	~ 330
SweepTime	1.670 s	1.670 s	SweepTime	330.000 ms	330.000 ms
Reference Level	0.000 dBm	0.000 dBm	Reference Level	0.000 dBm	0.000 dBm
Attenuation	20.000 dB	AUTO	Attenuation	20.000 dB	AUTO
Detector	RMS	RMS	Detector	RMS	RMS
SweepCount	3	3	SweepCount	3	3
Filter	3 dB	3 dB	Filter	3 dB	3 dB
Trace Mode	Max Hold	Max Hold	Trace Mode	Max Hold	Max Hold
Sweeptype	Sweep	AUTO	Sweeptype	Sweep	AUTO
Preamp	off	off	Preamp	off	off
Stablemode	Trace	Trace	Stablemode	Trace	Trace
Stablevalue	0.30	0.30	Stablevalue	0.30	0.30
Run	3 / max. 15	max. 15	Run	3 / max. 15	max. 15
Stable	3 / 3	3	Stable	3 / 3	3



CMA Testing and Certification Laboratories

廠商會檢定中心

TEST REPORT

Report No. : AU0061360(5)

Date : 18 Oct 2016

Tx Spurious Emission (2462 MHz, 802.11b)

Result

DUT Frequency (MHz)	Result
2462.000000	PASS

Final measurements

Frequency (MHz)	Level Pre Measurement (dBm)	level (dBm)	Limit (dBm)	Margin (dB)	Result
2487.249585	-46.0	-73.6	-41.2	32.4	PASS

Pre Measurements

Frequency (MHz)	Level (dBm)	Margin (dB)	Limit (dBm)
2487.249585	-46.0	4.8	-41.2
2486.749640	-54.7	13.5	-41.2
4923.979826	-57.8	16.6	-41.2
4924.479771	-58.3	17.1	-41.2
4923.479882	-58.9	17.7	-41.2
20390.897444	-60.4	19.2	-41.2
2388.754016	-60.6	19.3	-41.2
19722.970439	-60.6	19.3	-41.2
2373.759372	-60.7	19.5	-41.2
19738.406975	-60.8	19.6	-41.2
19736.032123	-60.9	19.7	-41.2
2289.789361	-60.9	19.7	-41.2
4925.479660	-61.2	20.0	-41.2
4924.979716	-61.2	20.0	-41.2
20391.491157	-61.3	20.0	-41.2

Measurement Settings

Start Frequency (MHz)	Stop Frequency (MHz)	Pre Measurement	Final Measurement
30.000000	1000.000000	1	1
1000.000000	2400.000000	2	2
2400.000000	2483.500000	2	2
2483.500000	7000.000000	2	2
7000.000000	26000.000000	2	2



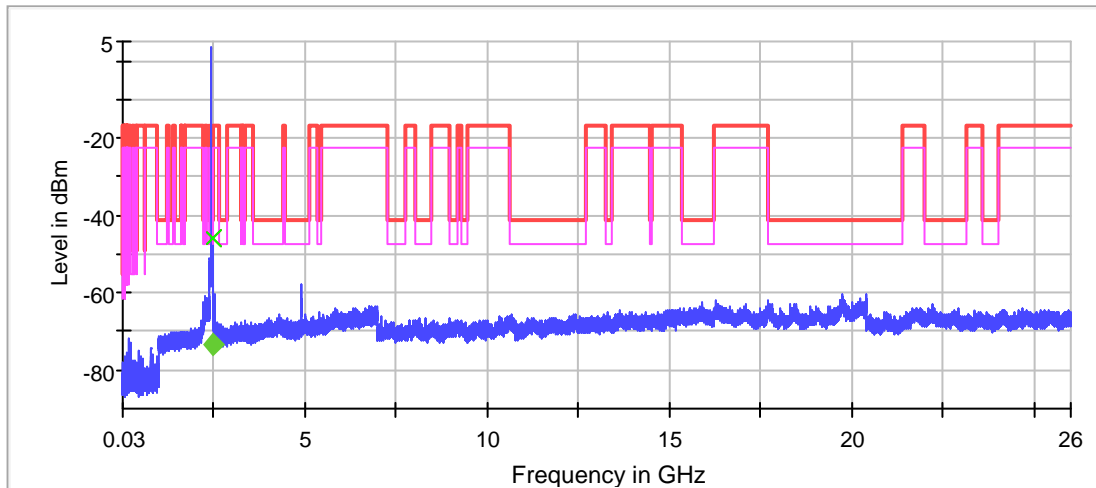
CMA Testing and Certification Laboratories

廠商會檢定中心

TEST REPORT

Report No. : AU0061360(5)

Date : 18 Oct 2016



- x Limit [limit.Result:1]
- ◆ Threshold [limit.2.Result:1]
- x Sum Level [trace.Result:1]
- ◆ Critical [Over Limit.Result:1]

Pre Measurement 1

Pre Measurement 2

Setting	Instrument Value	Target Value	Setting	Instrument Value	Target Value
RBW	100.000 kHz	<= 100.000 kHz	RBW	1.000 MHz	<= 1.000 MHz
VBW	300.000 kHz	>= 300.000 kHz	VBW	3.000 MHz	>= 3.000 MHz
SweepPoints	19400	~ 19400	SweepPoints	2800	~ 2800
SweepTime	19.400 ms	AUTO	SweepTime	2.800 ms	AUTO
Reference Level	-30.000 dBm	-30.000 dBm	Reference Level	-30.000 dBm	-30.000 dBm
Attenuation	0.000 dB	AUTO	Attenuation	0.000 dB	AUTO
Detector	MaxPeak	MaxPeak	Detector	MaxPeak	MaxPeak
SweepCount	30	30	SweepCount	30	30
Filter	3 dB	3 dB	Filter	3 dB	3 dB
Trace Mode	Max Hold	Max Hold	Trace Mode	Max Hold	Max Hold
Sweeptype	Sweep	AUTO	Sweeptype	Sweep	AUTO
Preamp	off	off	Preamp	off	off
Stablemode	Trace	Trace	Stablemode	Trace	Trace
Stablevalue	0.30	0.30	Stablevalue	0.30	0.30
Run	3 / max. 150	max. 150	Run	3 / max. 150	max. 150
Stable	3 / 3	3	Stable	3 / 3	3



CMA Testing and Certification Laboratories

廠商會檢定中心

TEST REPORT

Report No. : AU0061360(5)

Date : 18 Oct 2016

Final Measurement 2

Setting	Instrument Value	Target Value
Span	ZeroSpan	ZeroSpan
RBW	1.000 MHz	~ 1.000 MHz
VBW	3.000 MHz	~ 3.000 MHz
SweepPoints	10001	~ 10001
SweepTime	1.000 s	1.000 s
Reference Level	-10.000 dBm	-10.000 dBm
Attenuation	0.000 dB	0.000 dB
Detector	RMS	RMS
SweepCount	1	1
Filter	3 dB	3 dB
Trace Mode	Clear Write	Clear Write
SweepType	Sweep	AUTO
Preamp	off	off



CMA Testing and Certification Laboratories

廠商會檢定中心

TEST REPORT

Report No. : AU0061360(5)

Date : 18 Oct 2016

Rx Spurious Emission (2462 MHz, 802.11b)

Result

DUT Frequency (MHz)	Result
2462.000000	PASS

Final measurements

Frequency (MHz)	Level Pre Measurement (dBm)	level (dBm)	Limit (dBm)	Margin (dB)	Result
---	---	---	---	---	---

Pre Measurements

Frequency (MHz)	Level (dBm)	Margin (dB)	Limit (dBm)
19727.830114	-59.8	18.6	-41.2
19739.829483	-60.3	19.1	-41.2
19748.829009	-60.3	19.1	-41.2
19745.829167	-60.3	19.1	-41.2
200.032471	-70.9	19.1	-51.7
19785.827062	-60.6	19.3	-41.2
19692.831956	-60.8	19.6	-41.2
19741.829377	-60.9	19.6	-41.2
20383.795590	-60.9	19.7	-41.2
19719.830535	-60.9	19.7	-41.2
19712.830904	-60.9	19.7	-41.2
19740.829430	-61.0	19.7	-41.2
19703.831377	-61.0	19.7	-41.2
19717.830640	-61.0	19.8	-41.2
19714.830798	-61.0	19.8	-41.2

Measurement Settings

Start Frequency (MHz)	Stop Frequency (MHz)	Pre Measurement	Final Measurement
30.000000	1000.000000	1	1
1000.000000	7000.000000	2	2
7000.000000	26000.000000	2	2



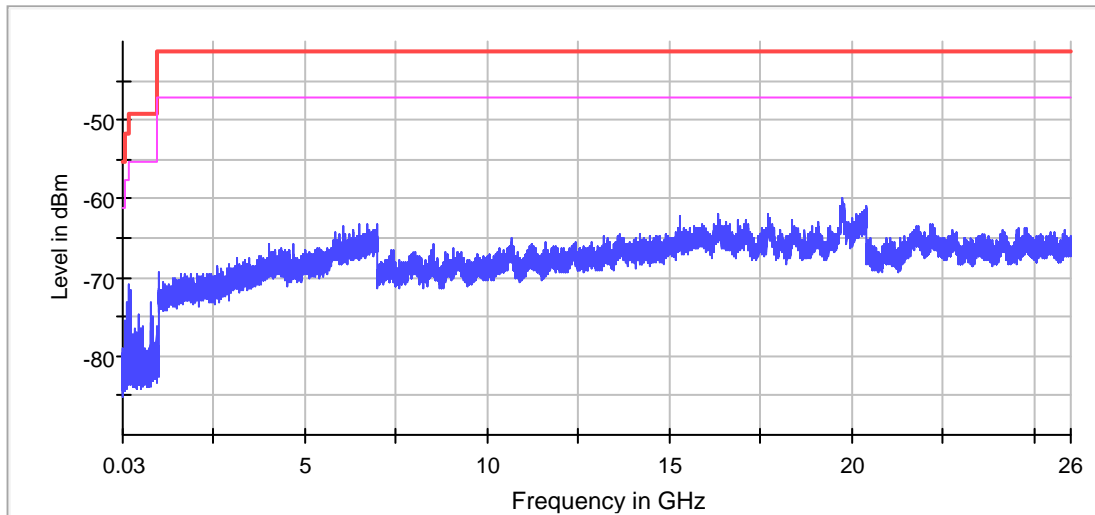
CMA Testing and Certification Laboratories

廠商會檢定中心

TEST REPORT

Report No. : AU0061360(5)

Date : 18 Oct 2016



— Limit [limit.Result:1] × Threshold [limit.2.Result:1]

Pre Measurement 1

Pre Measurement 2

Setting	Instrument Value	Target Value	Setting	Instrument Value	Target Value
RBW	100.000 kHz	<= 100.000 kHz	RBW	1.000 MHz	<= 1.000 MHz
VBW	300.000 kHz	>= 300.000 kHz	VBW	3.000 MHz	>= 3.000 MHz
SweepPoints	9700	~ 9700	SweepPoints	6000	~ 6000
SweepTime	9.700 ms	AUTO	SweepTime	6.000 ms	AUTO
Reference Level	-67.000 dBm	-67.000 dBm	Reference Level	-67.000 dBm	-67.000 dBm
Attenuation	0.000 dB	AUTO	Attenuation	0.000 dB	AUTO
Detector	MaxPeak	MaxPeak	Detector	MaxPeak	MaxPeak
SweepCount	100	100	SweepCount	100	100
Filter	3 dB	3 dB	Filter	3 dB	3 dB
Trace Mode	Max Hold	Max Hold	Trace Mode	Max Hold	Max Hold
Sweeptype	Sweep	AUTO	Sweeptype	Sweep	AUTO
Preamp	off	off	Preamp	off	off
Stablemode	Trace	Trace	Stablemode	Trace	Trace
Stablevalue	0.30	0.30	Stablevalue	0.30	0.30
Run	3 / max. 150	max. 150	Run	3 / max. 150	max. 150
Stable	3 / 3	3	Stable	3 / 3	3



CMA Testing and Certification Laboratories

廠商會檢定中心

TEST REPORT

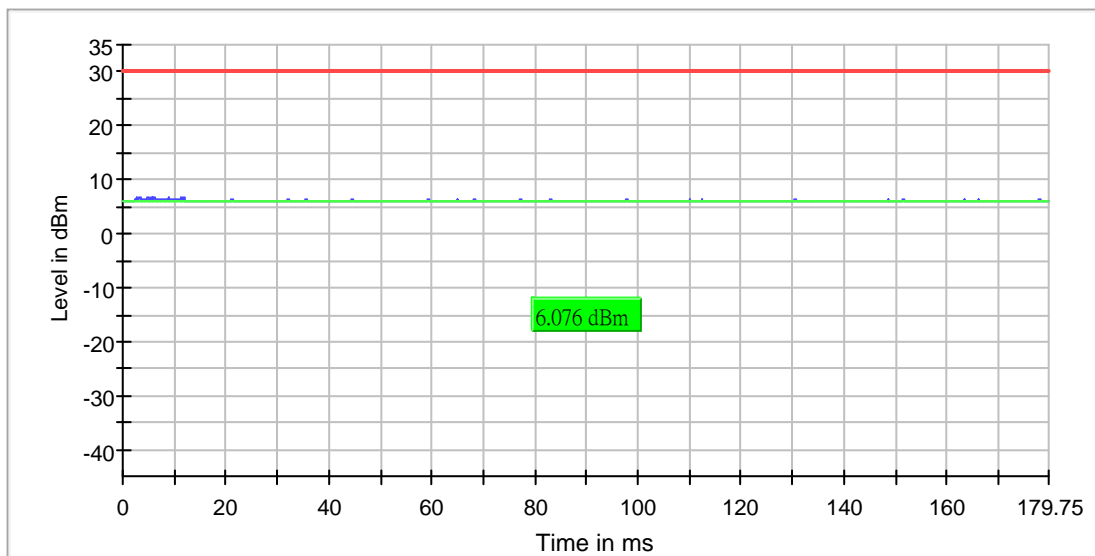
Report No. : AU0061360(5)

Date : 18 Oct 2016

RF output power (2412 MHz, 802.11g)

Result

DUT Frequency (MHz)	Gated EIRP (dBm)	Limit Max (dBm)	DutyCycle (%)	Result
2412.000000	6.1	30.0	18.020	PASS





CMA Testing and Certification Laboratories

廠商會檢定中心

TEST REPORT

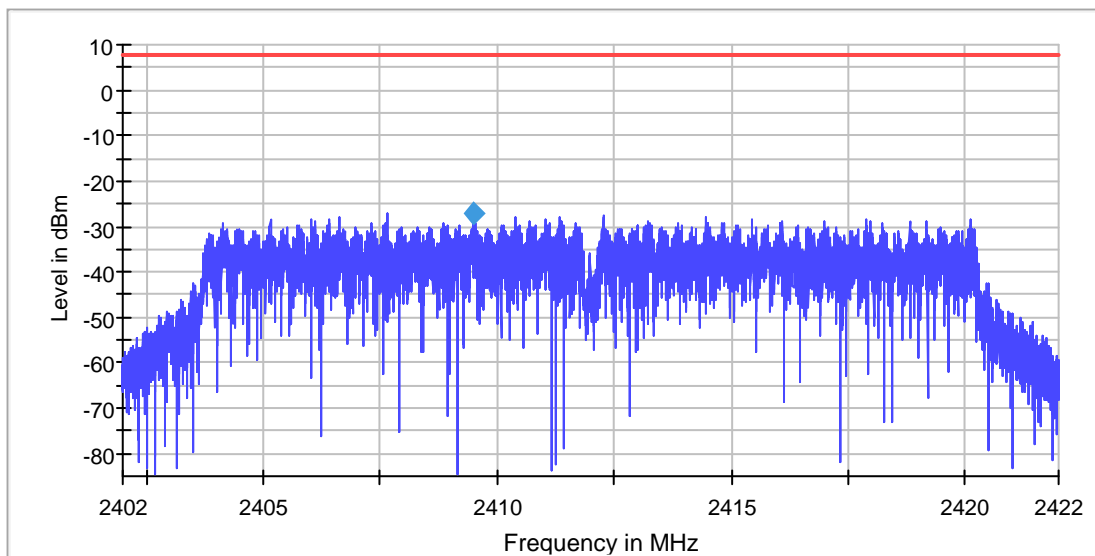
Report No. : AU0061360(5)

Date : 18 Oct 2016

Power Spectral Density (2412 MHz, 802.11g)

Result

DUT Frequency (MHz)	Frequency (MHz)	PSD (dBm)	Limit Max (dBm)	Result
2412.000000	2409.483876	-26.957	8.0	PASS



Measurement

Setting	Instrument Value	Target Value	Setting	Instrument Value	Target Value
Start Frequency	2.40200 GHz	2.40200 GHz	Stablemode	Trace	Trace
Stop Frequency	2.42200 GHz	2.42200 GHz	Stablevalue	0.30	0.30
Span	20.000 MHz	20.000 MHz	Run	3 / max. 150	max. 150
RBW	3.000 kHz	<= 3.000 kHz	Stable	3 / 3	3
VBW	10.000 kHz	>= 9.000 kHz			
SweepPoints	13333	~ 13333			
Sweeptime	13.400 s	13.333 s			
Reference Level	0.000 dBm	0.000 dBm			
Attenuation	20.000 dB	AUTO			
Detector	RMS	RMS			
SweepCount	1	1			
Filter	3 dB	3 dB			
Trace Mode	Max Hold	Max Hold			
Sweeptype	Sweep	AUTO			
Preamp	off	off			



CMA Testing and Certification Laboratories

廠商會檢定中心

TEST REPORT

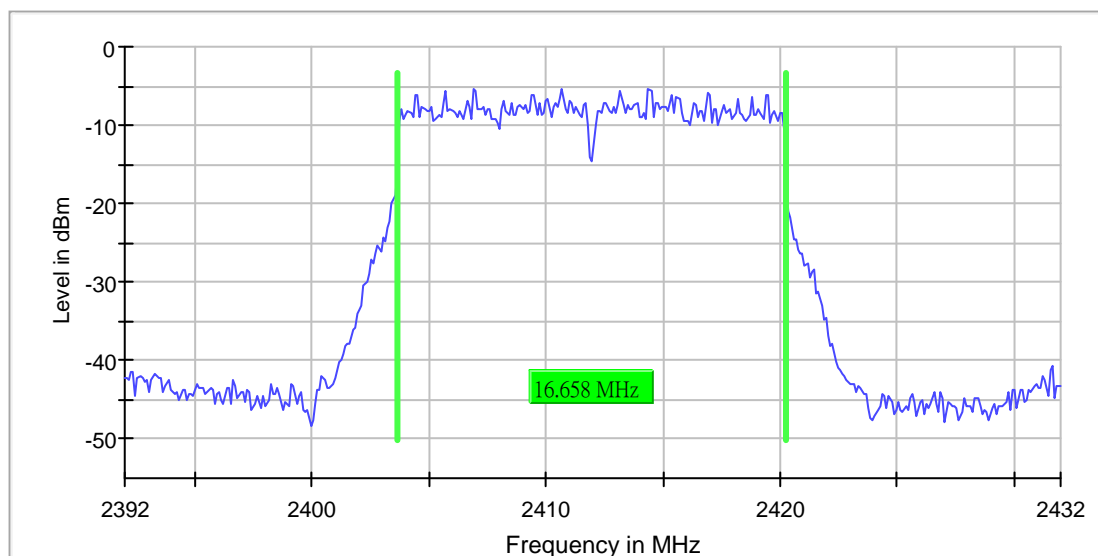
Report No. : AU0061360(5)

Date : 18 Oct 2016

Minimum Emission Bandwidth 6 dB (2412 MHz, 802.11g)

6 dB Bandwidth

DUT Frequency (MHz)	Bandwidth (MHz)	Limit Min (MHz)	Limit Max (MHz)	Band Edge Left (MHz)	Band Edge Right (MHz)	Max Level (dBm)	Result
2412.000000	16.658354	0.500000	---	2403.620948	2420.279302	-5.3	PASS



Measurement

Setting	Instrument Value	Target Value	Setting	Instrument Value	Target Value
Start Frequency	2.39200 GHz	2.39200 GHz	Stablemode	Trace	Trace
Stop Frequency	2.43200 GHz	2.43200 GHz	Stablevalue	0.30	0.30
Span	40.000 MHz	40.000 MHz	Run	150 / max. 150	max. 150
RBW	100.000 kHz	~ 100.000 kHz	Stable	5 / 15	15
VBW	300.000 kHz	~ 300.000 kHz			
SweepPoints	400	~ 400			
SweepTime	94.810 μs	AUTO			
Reference Level	0.000 dBm	0.000 dBm			
Attenuation	20.000 dB	AUTO			
Detector	MaxPeak	MaxPeak			
SweepCount	100	100			
Filter	3 dB	3 dB			
Trace Mode	Max Hold	AUTO Hold			
SweepType	FFT	AUTO			
Preamp	off	off			



CMA Testing and Certification Laboratories

廠商會檢定中心

TEST REPORT

Report No. : AU0061360(5)

Date : 18 Oct 2016

Band Edge low (2412 MHz, 802.11g)

Result

DUT Frequency (MHz)	Result
2412.000000	PASS

Inband Peak

Frequency (MHz)	Level (dBm)
2414.416367	-17.3

Measurements

Frequency (MHz)	Level (dBm)	Margin (dB)	Limit (dBm)	Result
2392.529150	-53.7	16.4	-37.3	PASS
2393.228762	-54.9	17.6	-37.3	PASS
2391.629650	-55.0	17.7	-37.3	PASS
2392.928928	-55.4	18.1	-37.3	PASS
2393.178790	-55.4	18.2	-37.3	PASS
2392.579123	-55.5	18.2	-37.3	PASS
2393.478623	-56.2	18.9	-37.3	PASS
2391.879511	-56.5	19.2	-37.3	PASS
2399.725153	-56.5	19.2	-37.3	PASS
2394.727929	-56.6	19.3	-37.3	PASS
2391.679622	-56.6	19.4	-37.3	PASS
2391.029983	-56.8	19.5	-37.3	PASS
2392.828984	-57.0	19.8	-37.3	PASS
2395.427540	-57.1	19.8	-37.3	PASS
2392.229317	-57.2	19.9	-37.3	PASS



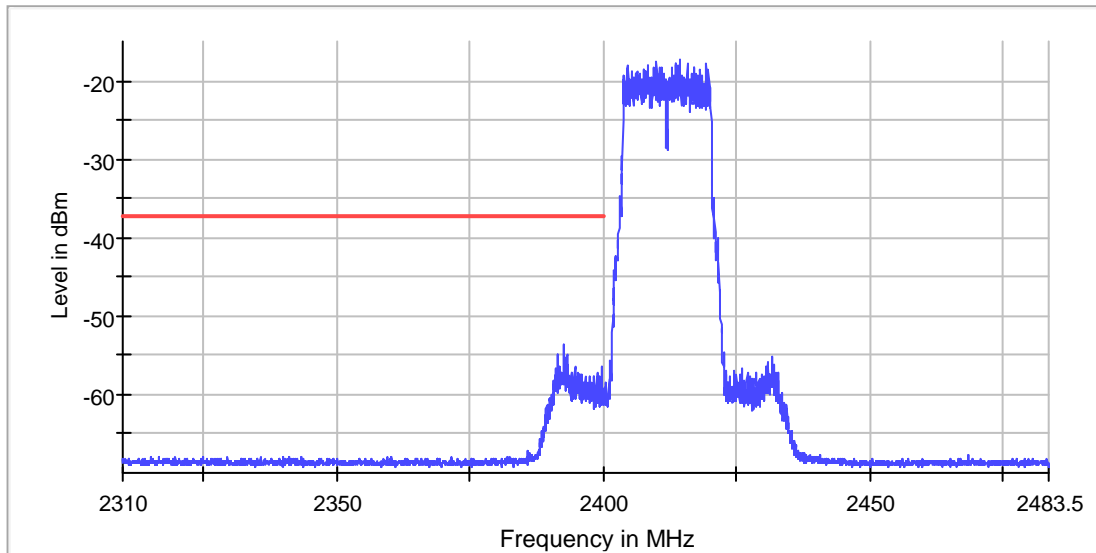
CMA Testing and Certification Laboratories

廠商會檢定中心

TEST REPORT

Report No. : AU0061360(5)

Date : 18 Oct 2016



Measurement 1

Measurement 2

Setting	Instrument Value	Target Value	Setting	Instrument Value	Target Value
RBW	100.000 kHz	<= 100.000 kHz	RBW	100.000 kHz	<= 100.000 kHz
VBW	300.000 kHz	>= 300.000 kHz	VBW	300.000 kHz	>= 300.000 kHz
SweepPoints	1670	~ 1670	SweepPoints	1800	~ 1800
SweepTime	1.670 s	1.670 s	SweepTime	1.800 s	1.800 s
Reference Level	0.000 dBm	0.000 dBm	Reference Level	0.000 dBm	0.000 dBm
Attenuation	20.000 dB	AUTO	Attenuation	20.000 dB	AUTO
Detector	RMS	RMS	Detector	RMS	RMS
SweepCount	3	3	SweepCount	3	3
Filter	3 dB	3 dB	Filter	3 dB	3 dB
Trace Mode	Max Hold	Max Hold	Trace Mode	Max Hold	Max Hold
SweepType	Sweep	AUTO	SweepType	Sweep	AUTO
Preamp	off	off	Preamp	off	off
Stablemode	Trace	Trace	Stablemode	Trace	Trace
Stablevalue	0.30	0.30	Stablevalue	0.30	0.30
Run	3 / max. 15	max. 15	Run	3 / max. 15	max. 15
Stable	3 / 3	3	Stable	3 / 3	3



CMA Testing and Certification Laboratories

廠商會檢定中心

TEST REPORT

Report No. : AU0061360(5)

Date : 18 Oct 2016

Tx Spurious Emission (2412 MHz, 802.11g)

Result

DUT Frequency (MHz)	Result
2412.000000	PASS

Final measurements

Frequency (MHz)	Level Pre Measurement (dBm)	level (dBm)	Limit (dBm)	Margin (dB)	Result
2389.753659	-39.5	-55.6	-41.2	14.4	PASS

Pre Measurements

Frequency (MHz)	Level (dBm)	Margin (dB)	Limit (dBm)
2389.753659	-39.5	-1.7	-41.2
2389.253838	-40.6	-0.6	-41.2
2388.754016	-42.3	1.0	-41.2
2388.254195	-46.5	5.3	-41.2
2381.256694	-49.5	8.3	-41.2
2380.756873	-50.5	9.3	-41.2
2386.754730	-51.2	10.0	-41.2
2387.754373	-51.6	10.4	-41.2
2387.254552	-52.8	11.6	-41.2
2383.755801	-53.7	12.5	-41.2
2385.255266	-53.8	12.6	-41.2
2383.255980	-54.0	12.8	-41.2
2384.255623	-54.4	13.1	-41.2
2384.755444	-54.9	13.6	-41.2
2378.757587	-55.7	14.4	-41.2

Measurement Settings

Start Frequency (MHz)	Stop Frequency (MHz)	Pre Measurement	Final Measurement
30.000000	1000.000000	1	1
1000.000000	2400.000000	2	2
2400.000000	2483.500000	2	2
2483.500000	7000.000000	2	2
7000.000000	26000.000000	2	2



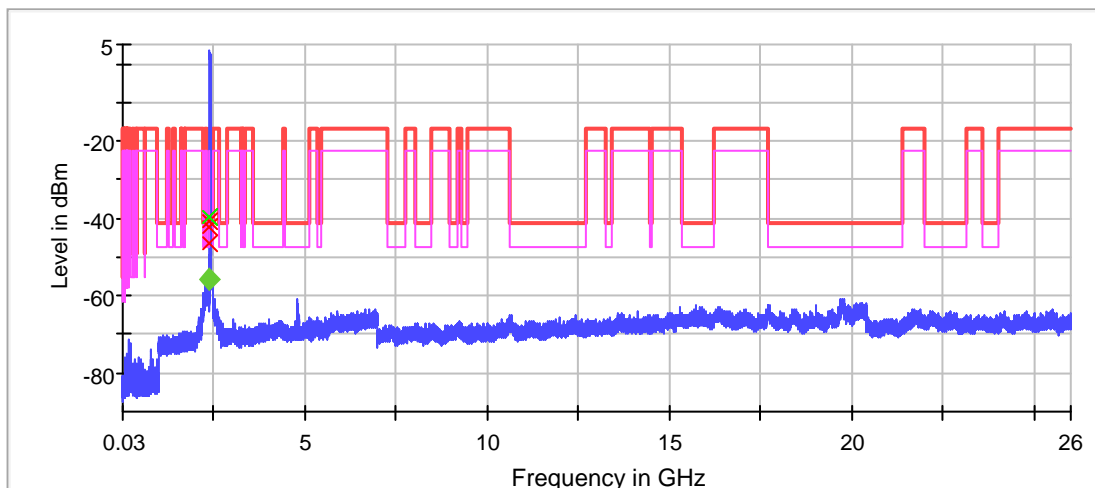
CMA Testing and Certification Laboratories

廠商會檢定中心

TEST REPORT

Report No. : AU0061360(5)

Date : 18 Oct 2016



- x Limit [limit.Result:1]
- ◆ Threshold [limit.2.Result:1]
- x Sum Level [trace.Result:1]
- ◆ Critical [Over Limit.Result:1]

Pre Measurement 1

Pre Measurement 2

Setting	Instrument Value	Target Value	Setting	Instrument Value	Target Value
RBW	100.000 kHz	<= 100.000 kHz	RBW	1.000 MHz	<= 1.000 MHz
VBW	300.000 kHz	>= 300.000 kHz	VBW	3.000 MHz	>= 3.000 MHz
SweepPoints	19400	~ 19400	SweepPoints	2800	~ 2800
SweepTime	19.400 ms	AUTO	SweepTime	2.800 ms	AUTO
Reference Level	-30.000 dBm	-30.000 dBm	Reference Level	-30.000 dBm	-30.000 dBm
Attenuation	0.000 dB	AUTO	Attenuation	0.000 dB	AUTO
Detector	MaxPeak	MaxPeak	Detector	MaxPeak	MaxPeak
SweepCount	30	30	SweepCount	30	30
Filter	3 dB	3 dB	Filter	3 dB	3 dB
Trace Mode	Max Hold	Max Hold	Trace Mode	Max Hold	Max Hold
Sweeptype	Sweep	AUTO	Sweeptype	Sweep	AUTO
Preamp	off	off	Preamp	off	off
Stablemode	Trace	Trace	Stablemode	Trace	Trace
Stablevalue	0.30	0.30	Stablevalue	0.30	0.30
Run	3 / max. 150	max. 150	Run	3 / max. 150	max. 150
Stable	3 / 3	3	Stable	3 / 3	3



CMA Testing and Certification Laboratories

廠商會檢定中心

TEST REPORT

Report No. : AU0061360(5)

Date : 18 Oct 2016

Final Measurement 2

Setting	Instrument Value	Target Value
Span	ZeroSpan	ZeroSpan
RBW	1.000 MHz	~ 1.000 MHz
VBW	3.000 MHz	~ 3.000 MHz
SweepPoints	10001	~ 10001
SweepTime	1.000 s	1.000 s
Reference Level	-10.000 dBm	-10.000 dBm
Attenuation	0.000 dB	0.000 dB
Detector	RMS	RMS
SweepCount	1	1
Filter	3 dB	3 dB
Trace Mode	Clear Write	Clear Write
SweepType	Sweep	AUTO
Preamp	off	off



CMA Testing and Certification Laboratories

廠商會檢定中心

TEST REPORT

Report No. : AU0061360(5)

Date : 18 Oct 2016

Rx Spurious Emission (2412 MHz, 802.11g)

Result

DUT Frequency (MHz)	Result
2412.000000	PASS

Final measurements

Frequency (MHz)	Level Pre Measurement (dBm)	level (dBm)	Limit (dBm)	Margin (dB)	Result
---	---	---	---	---	---

Pre Measurements

Frequency (MHz)	Level (dBm)	Margin (dB)	Limit (dBm)
200.032471	-70.5	18.8	-51.7
19731.829904	-60.2	19.0	-41.2
19716.830693	-60.6	19.4	-41.2
19714.830798	-60.7	19.5	-41.2
20316.799116	-60.7	19.5	-41.2
19706.831219	-60.8	19.6	-41.2
19725.830219	-61.0	19.8	-41.2
19742.829325	-61.0	19.8	-41.2
19766.828062	-61.1	19.8	-41.2
19738.829535	-61.1	19.8	-41.2
19711.830956	-61.1	19.9	-41.2
19748.829009	-61.1	19.9	-41.2
19713.830851	-61.1	19.9	-41.2
19735.829693	-61.2	20.0	-41.2
19744.829220	-61.2	20.0	-41.2

Measurement Settings

Start Frequency (MHz)	Stop Frequency (MHz)	Pre Measurement	Final Measurement
30.000000	1000.000000	1	1
1000.000000	7000.000000	2	2
7000.000000	26000.000000	2	2



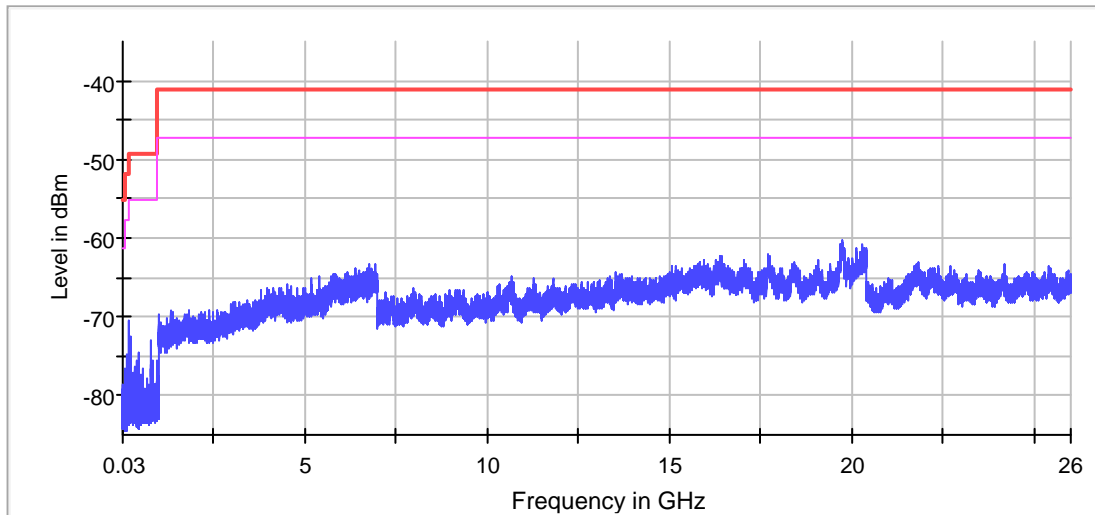
CMA Testing and Certification Laboratories

廠商會檢定中心

TEST REPORT

Report No. : AU0061360(5)

Date : 18 Oct 2016



Pre Measurement 1

Pre Measurement 2

Setting	Instrument Value	Target Value	Setting	Instrument Value	Target Value
RBW	100.000 kHz	<= 100.000 kHz	RBW	1.000 MHz	<= 1.000 MHz
VBW	300.000 kHz	>= 300.000 kHz	VBW	3.000 MHz	>= 3.000 MHz
SweepPoints	9700	~ 9700	SweepPoints	6000	~ 6000
SweepTime	9.700 ms	AUTO	SweepTime	6.000 ms	AUTO
Reference Level	-67.000 dBm	-67.000 dBm	Reference Level	-67.000 dBm	-67.000 dBm
Attenuation	0.000 dB	AUTO	Attenuation	0.000 dB	AUTO
Detector	MaxPeak	MaxPeak	Detector	MaxPeak	MaxPeak
SweepCount	100	100	SweepCount	100	100
Filter	3 dB	3 dB	Filter	3 dB	3 dB
Trace Mode	Max Hold	Max Hold	Trace Mode	Max Hold	Max Hold
Sweeptype	Sweep	AUTO	Sweeptype	Sweep	AUTO
Preamp	off	off	Preamp	off	off
Stablemode	Trace	Trace	Stablemode	Trace	Trace
Stablevalue	0.30	0.30	Stablevalue	0.30	0.30
Run	3 / max. 150	max. 150	Run	3 / max. 150	max. 150
Stable	3 / 3	3	Stable	3 / 3	3



CMA Testing and Certification Laboratories

廠商會檢定中心

TEST REPORT

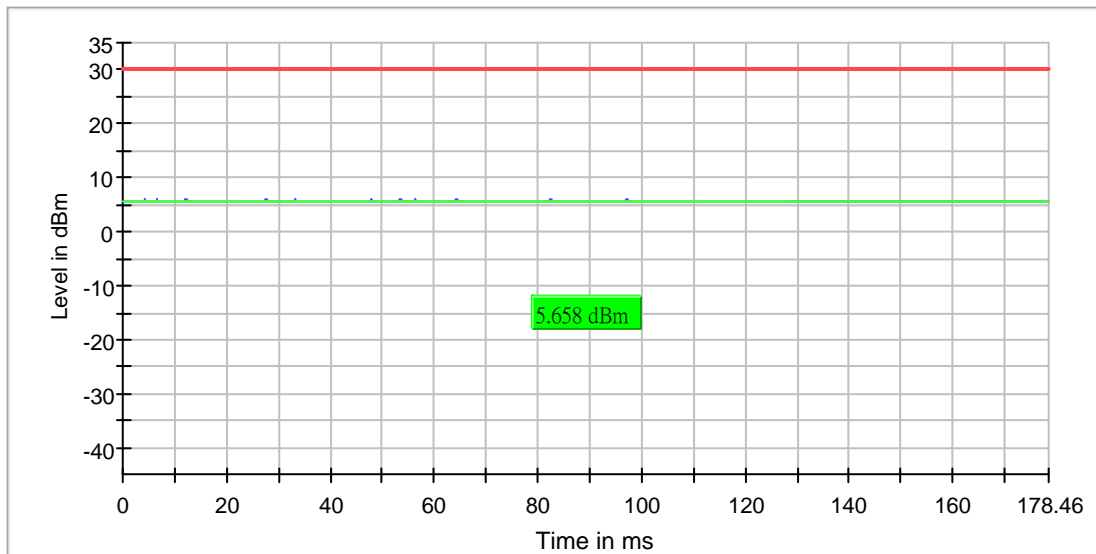
Report No. : AU0061360(5)

Date : 18 Oct 2016

RF output power (2437 MHz, 802.11g)

Result

DUT Frequency (MHz)	Gated EIRP (dBm)	Limit Max (dBm)	DutyCycle (%)	Result
2437.000000	5.7	30.0	17.860	PASS





CMA Testing and Certification Laboratories

廠商會檢定中心

TEST REPORT

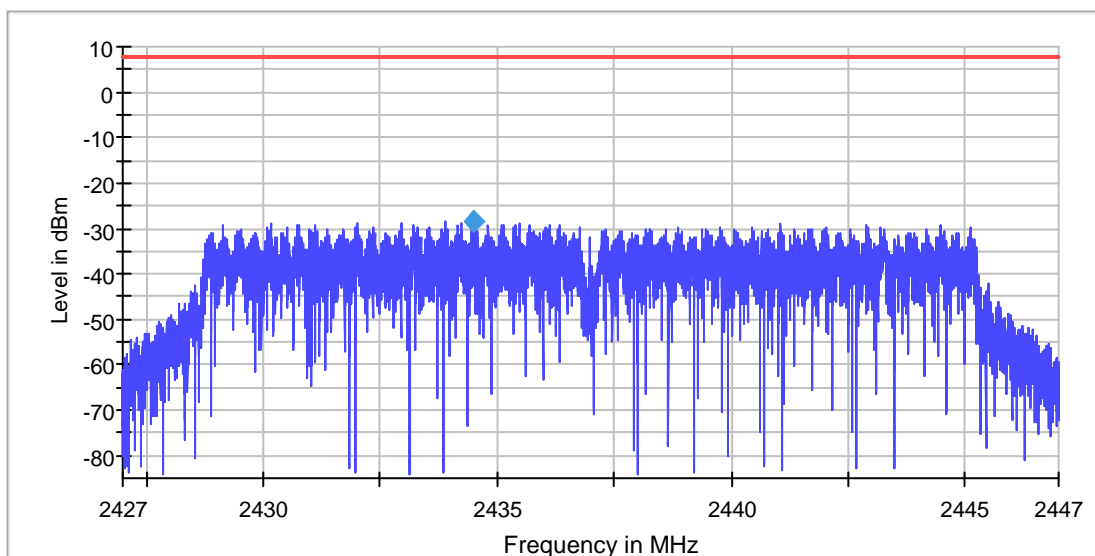
Report No. : AU0061360(5)

Date : 18 Oct 2016

Power Spectral Density (2437 MHz, 802.11g)

Result

DUT Frequency (MHz)	Frequency (MHz)	PSD (dBm)	Limit Max (dBm)	Result
2437.000000	2434.495875	-28.299	8.0	PASS



Measurement

Setting	Instrument Value	Target Value	Setting	Instrument Value	Target Value
Start Frequency	2.42700 GHz	2.42700 GHz	Stablemode	Trace	Trace
Stop Frequency	2.44700 GHz	2.44700 GHz	Stablevalue	0.30	0.30
Span	20.000 MHz	20.000 MHz	Run	3 / max. 150	max. 150
RBW	3.000 kHz	<= 3.000 kHz	Stable	3 / 3	3
VBW	10.000 kHz	>= 9.000 kHz			
SweepPoints	13333	~ 13333			
SweepTime	13.400 s	13.333 s			
Reference Level	0.000 dBm	0.000 dBm			
Attenuation	20.000 dB	AUTO			
Detector	RMS	RMS			
SweepCount	1	1			
Filter	3 dB	3 dB			
Trace Mode	Max Hold	Max Hold			
SweepType	Sweep	AUTO			
Preamp	off	off			



CMA Testing and Certification Laboratories

廠商會檢定中心

TEST REPORT

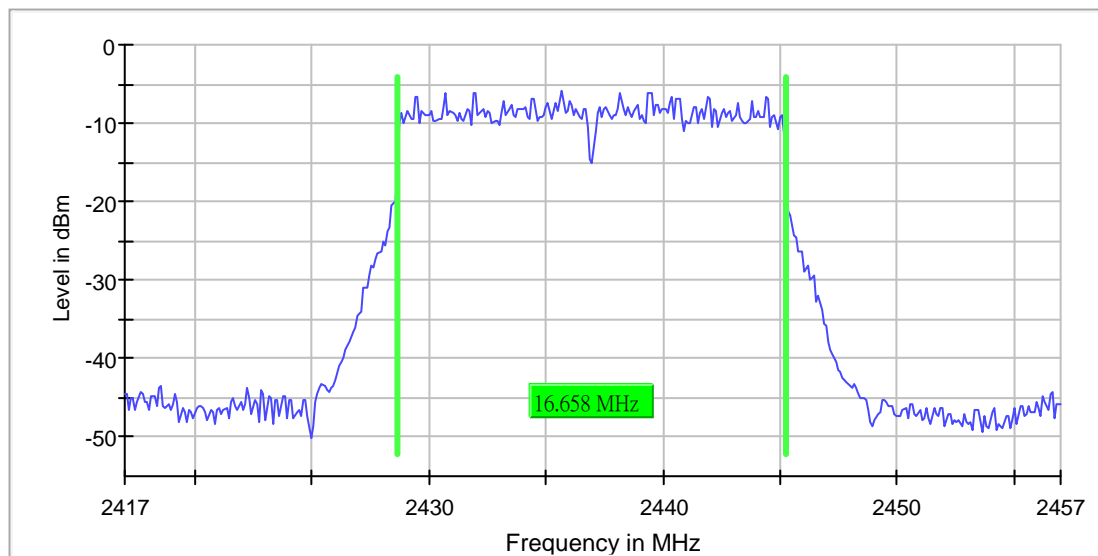
Report No. : AU0061360(5)

Date : 18 Oct 2016

Minimum Emission Bandwidth 6 dB (2437 MHz, 802.11g)

6 dB Bandwidth

DUT Frequency (MHz)	Bandwidth (MHz)	Limit Min (MHz)	Limit Max (MHz)	Band Edge Left (MHz)	Band Edge Right (MHz)	Max Level (dBm)	Result
2437.000000	16.658354	0.500000	---	2428.620948	2445.279302	-6.0	PASS



Measurement

Setting	Instrument Value	Target Value	Setting	Instrument Value	Target Value
Start Frequency	2.41700 GHz	2.41700 GHz	Stablemode	Trace	Trace
Stop Frequency	2.45700 GHz	2.45700 GHz	Stablevalue	0.30	0.30
Span	40.000 MHz	40.000 MHz	Run	150 / max. 150	max. 150
RBW	100.000 kHz	~ 100.000 kHz	Stable	6 / 15	15
VBW	300.000 kHz	~ 300.000 kHz			
SweepPoints	400	~ 400			
SweepTime	94.810 μs	AUTO			
Reference Level	0.000 dBm	0.000 dBm			
Attenuation	20.000 dB	AUTO			
Detector	MaxPeak	MaxPeak			
SweepCount	100	100			
Filter	3 dB	3 dB			
Trace Mode	Max Hold	AUTO Hold			
SweepType	FFT	AUTO			
Preamp	off	off			



CMA Testing and Certification Laboratories

廠商會檢定中心

TEST REPORT

Report No. : AU0061360(5)

Date : 18 Oct 2016

Tx Spurious Emission (2437 MHz, 802.11g)

Result

DUT Frequency (MHz)	Result
2437.000000	PASS

Final measurements

Frequency (MHz)	Level Pre Measurement (dBm)	level (dBm)	Limit (dBm)	Margin (dB)	Result
---	---	---	---	---	---

Pre Measurements

Frequency (MHz)	Level (dBm)	Margin (dB)	Limit (dBm)
2327.275973	-56.2	15.0	-41.2
2298.786148	-56.8	15.6	-41.2
2288.789718	-56.9	15.7	-41.2
2283.291682	-57.0	15.8	-41.2
2292.288468	-57.0	15.8	-41.2
2312.781150	-57.1	15.8	-41.2
2277.793645	-57.2	16.0	-41.2
2274.294895	-57.2	16.0	-41.2
2277.293824	-57.2	16.0	-41.2
2292.788290	-57.5	16.3	-41.2
2310.282042	-57.6	16.4	-41.2
2286.790432	-57.8	16.5	-41.2
2384.255623	-57.8	16.6	-41.2
2314.280614	-58.0	16.8	-41.2
2311.281685	-58.1	16.9	-41.2

Measurement Settings

Start Frequency (MHz)	Stop Frequency (MHz)	Pre Measurement	Final Measurement
30.000000	1000.000000	1	1
1000.000000	2400.000000	2	2
2400.000000	2483.500000	2	2
2483.500000	7000.000000	2	2
7000.000000	26000.000000	2	2



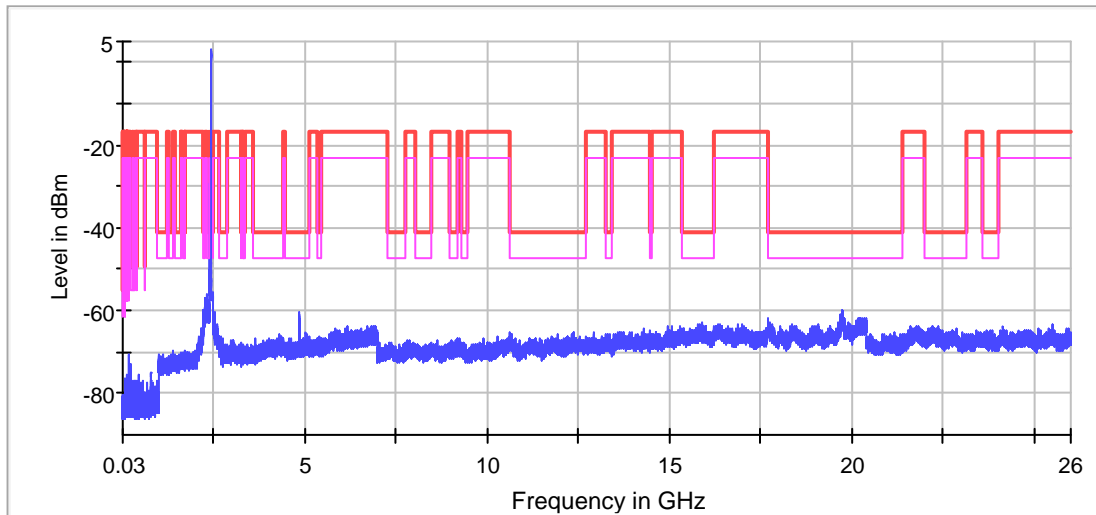
CMA Testing and Certification Laboratories

廠商會檢定中心

TEST REPORT

Report No. : AU0061360(5)

Date : 18 Oct 2016



Pre Measurement 1

Pre Measurement 2

Setting	Instrument Value	Target Value	Setting	Instrument Value	Target Value
RBW	100.000 kHz	<= 100.000 kHz	RBW	1.000 MHz	<= 1.000 MHz
VBW	300.000 kHz	>= 300.000 kHz	VBW	3.000 MHz	>= 3.000 MHz
SweepPoints	19400	~ 19400	SweepPoints	2800	~ 2800
SweepTime	19.400 ms	AUTO	SweepTime	2.800 ms	AUTO
Reference Level	-30.000 dBm	-30.000 dBm	Reference Level	-30.000 dBm	-30.000 dBm
Attenuation	0.000 dB	AUTO	Attenuation	0.000 dB	AUTO
Detector	MaxPeak	MaxPeak	Detector	MaxPeak	MaxPeak
SweepCount	30	30	SweepCount	30	30
Filter	3 dB	3 dB	Filter	3 dB	3 dB
Trace Mode	Max Hold	Max Hold	Trace Mode	Max Hold	Max Hold
Sweeptype	Sweep	AUTO	Sweeptype	Sweep	AUTO
Preamp	off	off	Preamp	off	off
Stablemode	Trace	Trace	Stablemode	Trace	Trace
Stablevalue	0.30	0.30	Stablevalue	0.30	0.30
Run	3 / max. 150	max. 150	Run	3 / max. 150	max. 150
Stable	3 / 3	3	Stable	3 / 3	3



CMA Testing and Certification Laboratories

廠商會檢定中心

TEST REPORT

Report No. : AU0061360(5)

Date : 18 Oct 2016

Rx Spurious Emission (2437 MHz, 802.11g)

Result

DUT Frequency (MHz)	Result
2437.000000	PASS

Final measurements

Frequency (MHz)	Level Pre Measurement (dBm)	level (dBm)	Limit (dBm)	Margin (dB)	Result
---	---	---	---	---	---

Pre Measurements

Frequency (MHz)	Level (dBm)	Margin (dB)	Limit (dBm)
19717.830640	-59.9	18.7	-41.2
200.032471	-70.6	18.8	-51.7
19699.831588	-60.3	19.1	-41.2
19738.829535	-60.3	19.1	-41.2
19731.829904	-60.7	19.5	-41.2
19720.830483	-60.8	19.5	-41.2
19695.831798	-60.8	19.6	-41.2
19733.829798	-60.9	19.7	-41.2
19757.828535	-61.2	20.0	-41.2
19732.829851	-61.2	20.0	-41.2
19718.830588	-61.2	20.0	-41.2
200.132461	-71.8	20.0	-51.7
19724.830272	-61.3	20.0	-41.2
19750.828904	-61.3	20.1	-41.2
19728.830062	-61.3	20.1	-41.2

Measurement Settings

Start Frequency (MHz)	Stop Frequency (MHz)	Pre Measurement	Final Measurement
30.000000	1000.000000	1	1
1000.000000	7000.000000	2	2
7000.000000	26000.000000	2	2



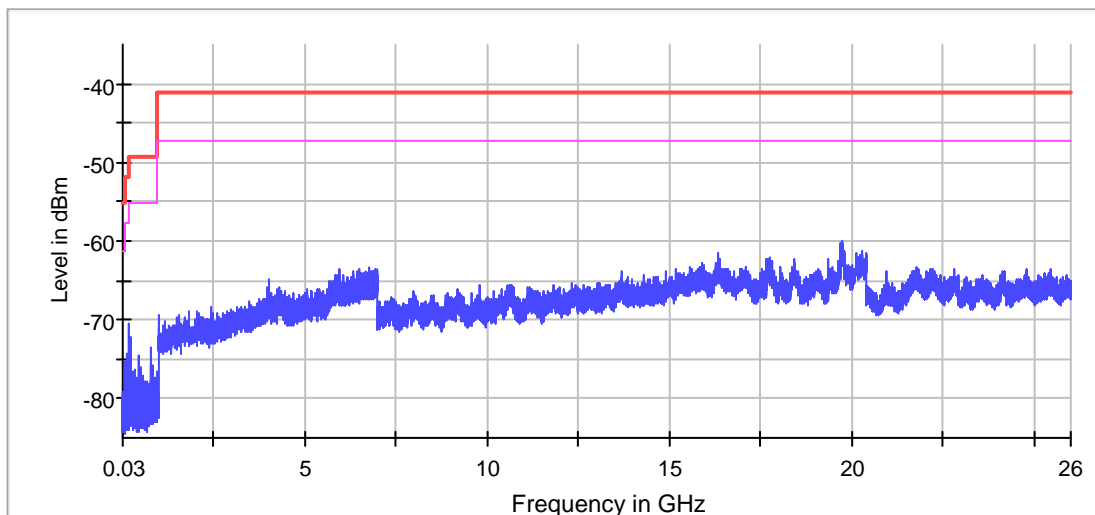
CMA Testing and Certification Laboratories

廠商會檢定中心

TEST REPORT

Report No. : AU0061360(5)

Date : 18 Oct 2016



— Limit [limit.Result:1] X Threshold [limit.2.Result:1]

Pre Measurement 1

Pre Measurement 2

Setting	Instrument Value	Target Value	Setting	Instrument Value	Target Value
RBW	100.000 kHz	<= 100.000 kHz	RBW	1.000 MHz	<= 1.000 MHz
VBW	300.000 kHz	>= 300.000 kHz	VBW	3.000 MHz	>= 3.000 MHz
SweepPoints	9700	~ 9700	SweepPoints	6000	~ 6000
SweepTime	9.700 ms	AUTO	SweepTime	6.000 ms	AUTO
Reference Level	-67.000 dBm	-67.000 dBm	Reference Level	-67.000 dBm	-67.000 dBm
Attenuation	0.000 dB	AUTO	Attenuation	0.000 dB	AUTO
Detector	MaxPeak	MaxPeak	Detector	MaxPeak	MaxPeak
SweepCount	100	100	SweepCount	100	100
Filter	3 dB	3 dB	Filter	3 dB	3 dB
Trace Mode	Max Hold	Max Hold	Trace Mode	Max Hold	Max Hold
Sweeptype	Sweep	AUTO	Sweeptype	Sweep	AUTO
Preamp	off	off	Preamp	off	off
Stablemode	Trace	Trace	Stablemode	Trace	Trace
Stablevalue	0.30	0.30	Stablevalue	0.30	0.30
Run	3 / max. 150	max. 150	Run	3 / max. 150	max. 150
Stable	3 / 3	3	Stable	3 / 3	3



CMA Testing and Certification Laboratories

廠商會檢定中心

TEST REPORT

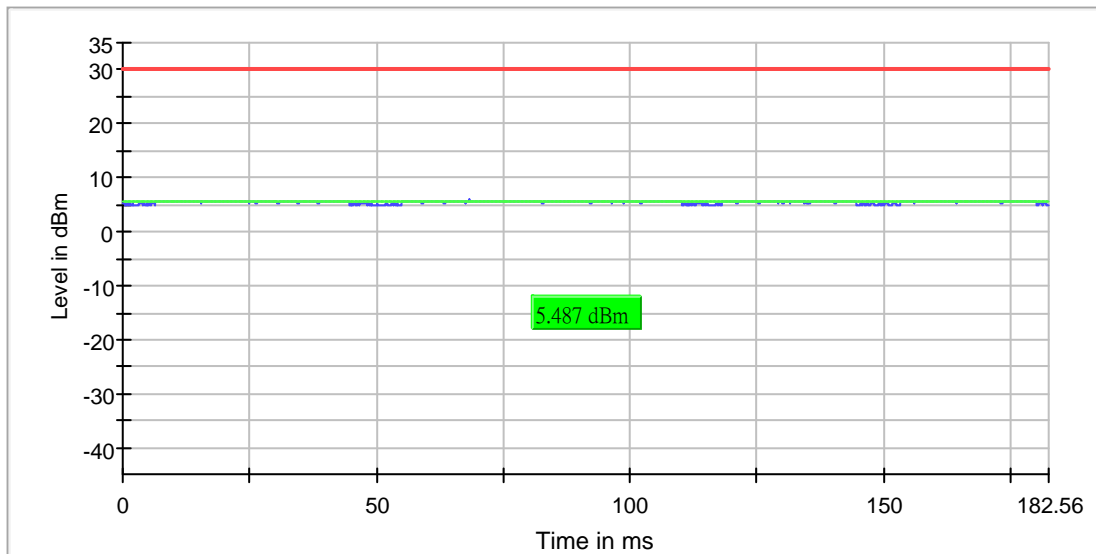
Report No. : AU0061360(5)

Date : 18 Oct 2016

RF output power (2462 MHz, 802.11g)

Result

DUT Frequency (MHz)	Gated EIRP (dBm)	Limit Max (dBm)	DutyCycle (%)	Result
2462.000000	5.5	30.0	18.263	PASS





CMA Testing and Certification Laboratories

廠商會檢定中心

TEST REPORT

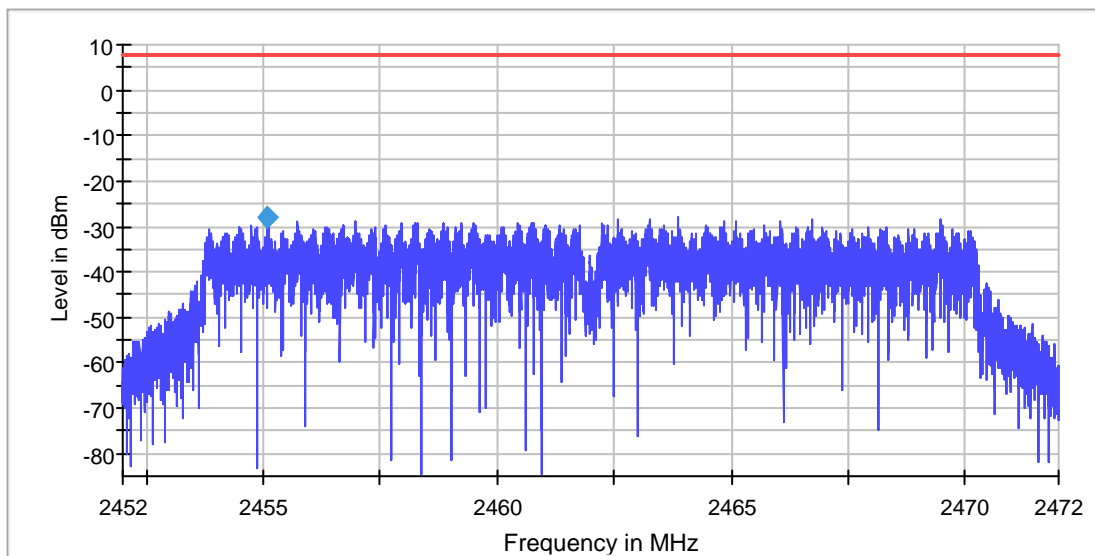
Report No. : AU0061360(5)

Date : 18 Oct 2016

Power Spectral Density (2462 MHz, 802.11g)

Result

DUT Frequency (MHz)	Frequency (MHz)	PSD (dBm)	Limit Max (dBm)	Result
2462.000000	2455.099595	-28.031	8.0	PASS



Measurement

Setting	Instrument Value	Target Value	Setting	Instrument Value	Target Value
Start Frequency	2.45200 GHz	2.45200 GHz	Stablemode	Trace	Trace
Stop Frequency	2.47200 GHz	2.47200 GHz	Stablevalue	0.30	0.30
Span	20.000 MHz	20.000 MHz	Run	3 / max. 150	max. 150
RBW	3.000 kHz	<= 3.000 kHz	Stable	3 / 3	3
VBW	10.000 kHz	>= 9.000 kHz			
SweepPoints	13333	~ 13333			
SweepTime	13.400 s	13.333 s			
Reference Level	0.000 dBm	0.000 dBm			
Attenuation	20.000 dB	AUTO			
Detector	RMS	RMS			
SweepCount	1	1			
Filter	3 dB	3 dB			
Trace Mode	Max Hold	Max Hold			
SweepType	Sweep	AUTO			
Preamp	off	off			



CMA Testing and Certification Laboratories

廠商會檢定中心

TEST REPORT

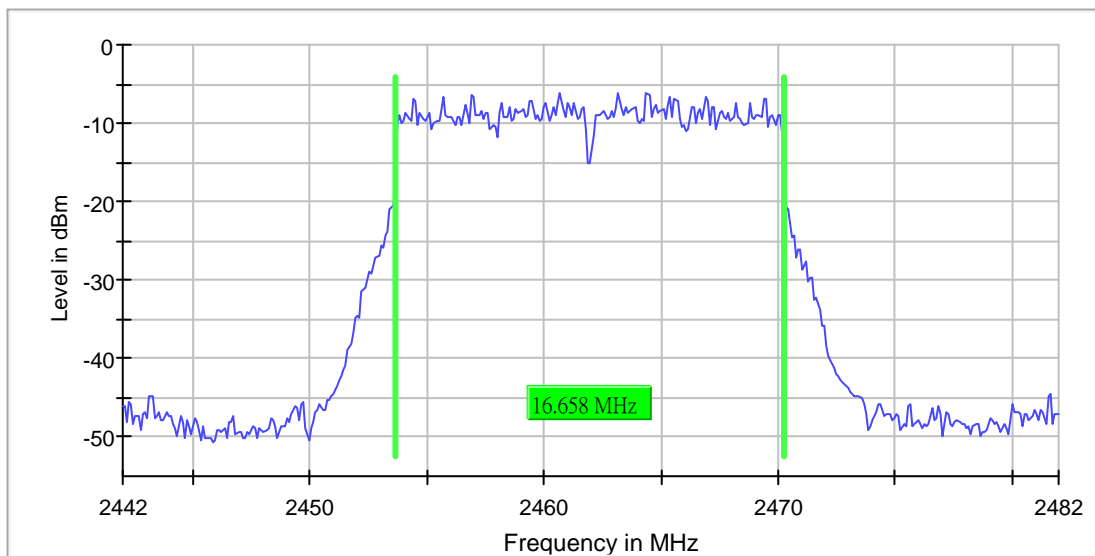
Report No. : AU0061360(5)

Date : 18 Oct 2016

Minimum Emission Bandwidth 6 dB (2462 MHz, 802.11g)

6 dB Bandwidth

DUT Frequency (MHz)	Bandwidth (MHz)	Limit Min (MHz)	Limit Max (MHz)	Band Edge Left (MHz)	Band Edge Right (MHz)	Max Level (dBm)	Result
2462.000000	16.658354	0.500000	---	2453.620948	2470.279302	-6.1	PASS



Measurement

Setting	Instrument Value	Target Value	Setting	Instrument Value	Target Value
Start Frequency	2.44200 GHz	2.44200 GHz	Stablemode	Trace	Trace
Stop Frequency	2.48200 GHz	2.48200 GHz	Stablevalue	0.30	0.30
Span	40.000 MHz	40.000 MHz	Run	125 / max. 150	max. 150
RBW	100.000 kHz	~ 100.000 kHz	Stable	15 / 15	15
VBW	300.000 kHz	~ 300.000 kHz			
SweepPoints	400	~ 400			
SweepTime	94.810 μ s	AUTO			
Reference Level	0.000 dBm	0.000 dBm			
Attenuation	20.000 dB	AUTO			
Detector	MaxPeak	MaxPeak			
SweepCount	100	100			
Filter	3 dB	3 dB			
Trace Mode	Max Hold	Max Hold			
SweepType	FFT	AUTO			
Preamp	off	off			



CMA Testing and Certification Laboratories

廠商會檢定中心

TEST REPORT

Report No. : AU0061360(5)

Date : 18 Oct 2016

Band Edge high (2462 MHz, 802.11g)

Result

DUT Frequency (MHz)	Result
2462.000000	PASS

Inband Peak

Frequency (MHz)	Level (dBm)
2464.436415	-17.4

Measurements

Frequency (MHz)	Level (dBm)	Margin (dB)	Limit (dBm)	Result
2483.524924	-61.6	24.3	-37.4	PASS
2483.574773	-63.0	25.7	-37.4	PASS
2483.624622	-64.4	27.1	-37.4	PASS
2483.824018	-64.5	27.2	-37.4	PASS
2483.774169	-64.7	27.3	-37.4	PASS
2483.873867	-64.8	27.4	-37.4	PASS
2484.372356	-65.0	27.7	-37.4	PASS
2484.222810	-65.2	27.8	-37.4	PASS
2484.820997	-65.2	27.8	-37.4	PASS
2483.923716	-65.2	27.9	-37.4	PASS
2483.724320	-65.3	27.9	-37.4	PASS
2484.172961	-65.4	28.1	-37.4	PASS
2483.674471	-65.5	28.1	-37.4	PASS
2484.422205	-65.5	28.2	-37.4	PASS
2483.973565	-65.6	28.2	-37.4	PASS



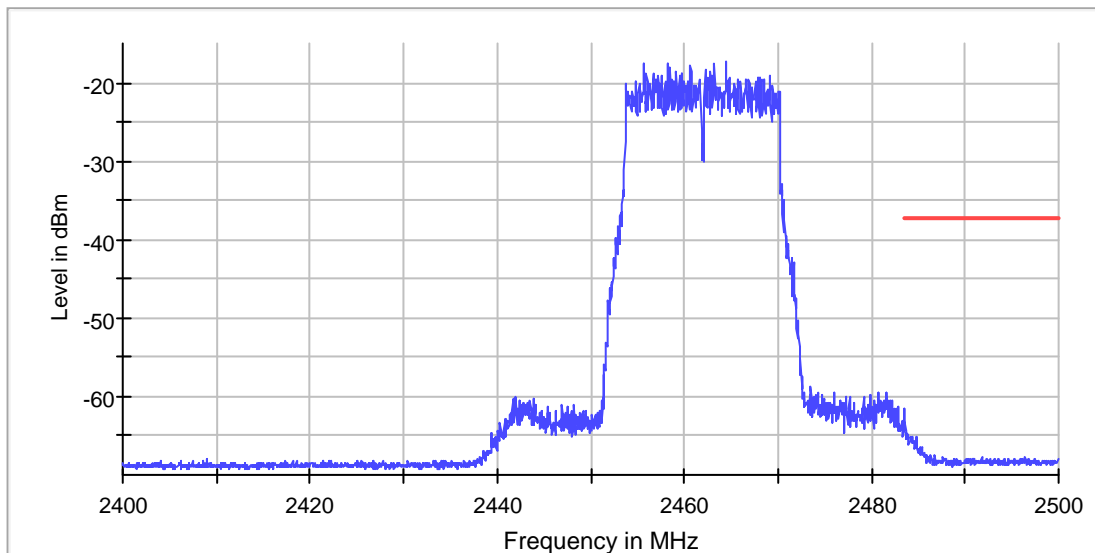
CMA Testing and Certification Laboratories

廠商會檢定中心

TEST REPORT

Report No. : AU0061360(5)

Date : 18 Oct 2016



Measurement 1

Measurement 2

Setting	Instrument Value	Target Value	Setting	Instrument Value	Target Value
RBW	100.000 kHz	<= 100.000 kHz	RBW	100.000 kHz	<= 100.000 kHz
VBW	300.000 kHz	>= 300.000 kHz	VBW	300.000 kHz	>= 300.000 kHz
SweepPoints	1670	~ 1670	SweepPoints	330	~ 330
SweepTime	1.670 s	1.670 s	SweepTime	330.000 ms	330.000 ms
Reference Level	0.000 dBm	0.000 dBm	Reference Level	0.000 dBm	0.000 dBm
Attenuation	20.000 dB	AUTO	Attenuation	20.000 dB	AUTO
Detector	RMS	RMS	Detector	RMS	RMS
SweepCount	3	3	SweepCount	3	3
Filter	3 dB	3 dB	Filter	3 dB	3 dB
Trace Mode	Max Hold	Max Hold	Trace Mode	Max Hold	Max Hold
Sweeptype	Sweep	AUTO	Sweeptype	Sweep	AUTO
Preamp	off	off	Preamp	off	off
Stablemode	Trace	Trace	Stablemode	Trace	Trace
Stablevalue	0.30	0.30	Stablevalue	0.30	0.30
Run	3 / max. 15	max. 15	Run	3 / max. 15	max. 15
Stable	3 / 3	3	Stable	3 / 3	3



CMA Testing and Certification Laboratories

廠商會檢定中心

TEST REPORT

Report No. : AU0061360(5)

Date : 18 Oct 2016

Tx Spurious Emission (2462 MHz, 802.11g)

Result

DUT Frequency (MHz)	Result
2462.000000	PASS

Final measurements

Frequency (MHz)	Level Pre Measurement (dBm)	level (dBm)	Limit (dBm)	Margin (dB)	Result
2484.249917	-41.4	-61.1	-41.2	19.9	PASS

Pre Measurements

Frequency (MHz)	Level (dBm)	Margin (dB)	Limit (dBm)
2484.249917	-41.4	0.2	-41.2
2483.749972	-43.2	2.0	-41.2
2484.749862	-43.3	2.0	-41.2
2485.749751	-44.2	3.0	-41.2
2486.249696	-50.0	8.7	-41.2
2485.249806	-50.1	8.9	-41.2
2487.749530	-53.2	11.9	-41.2
2487.249585	-53.5	12.3	-41.2
2486.749640	-55.0	13.7	-41.2
2489.749308	-55.1	13.8	-41.2
2490.249253	-55.1	13.9	-41.2
2312.281328	-56.8	15.5	-41.2
2325.276687	-56.8	15.6	-41.2
2488.249474	-56.9	15.7	-41.2
2322.277758	-57.0	15.8	-41.2

Measurement Settings

Start Frequency (MHz)	Stop Frequency (MHz)	Pre Measurement	Final Measurement
30.000000	1000.000000	1	1
1000.000000	2400.000000	2	2
2400.000000	2483.500000	2	2
2483.500000	7000.000000	2	2
7000.000000	26000.000000	2	2



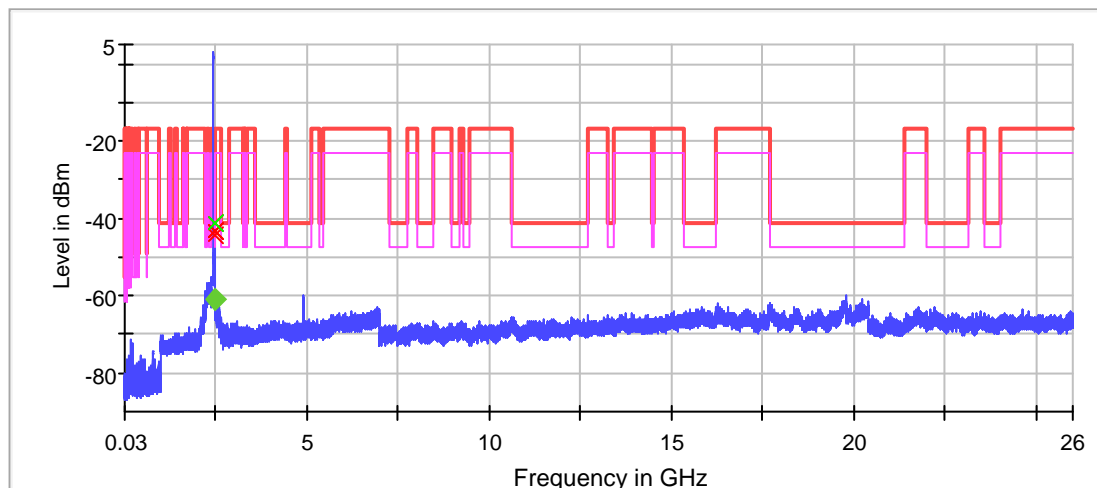
CMA Testing and Certification Laboratories

廠商會檢定中心

TEST REPORT

Report No. : AU0061360(5)

Date : 18 Oct 2016



- ✗ Limit [limit.Result:1]

◆ Threshold [limit.2.Result:1]
- ✗ Sum Level [trace.Result:1]

◆ Critical [Over Limit.Result:1]

Pre Measurement 1

Pre Measurement 2

Setting	Instrument Value	Target Value	Setting	Instrument Value	Target Value
RBW	100.000 kHz	<= 100.000 kHz	RBW	1.000 MHz	<= 1.000 MHz
VBW	300.000 kHz	>= 300.000 kHz	VBW	3.000 MHz	>= 3.000 MHz
SweepPoints	19400	~ 19400	SweepPoints	2800	~ 2800
SweepTime	19.400 ms	AUTO	SweepTime	2.800 ms	AUTO
Reference Level	-30.000 dBm	-30.000 dBm	Reference Level	-30.000 dBm	-30.000 dBm
Attenuation	0.000 dB	AUTO	Attenuation	0.000 dB	AUTO
Detector	MaxPeak	MaxPeak	Detector	MaxPeak	MaxPeak
SweepCount	30	30	SweepCount	30	30
Filter	3 dB	3 dB	Filter	3 dB	3 dB
Trace Mode	Max Hold	Max Hold	Trace Mode	Max Hold	Max Hold
Sweeptype	Sweep	AUTO	Sweeptype	Sweep	AUTO
Preamp	off	off	Preamp	off	off
Stablemode	Trace	Trace	Stablemode	Trace	Trace
Stablevalue	0.30	0.30	Stablevalue	0.30	0.30
Run	3 / max. 150	max. 150	Run	3 / max. 150	max. 150
Stable	3 / 3	3	Stable	3 / 3	3



CMA Testing and Certification Laboratories

廠商會檢定中心

TEST REPORT

Report No. : AU0061360(5)

Date : 18 Oct 2016

Final Measurement 2

Setting	Instrument Value	Target Value
Span	ZeroSpan	ZeroSpan
RBW	1.000 MHz	~ 1.000 MHz
VBW	3.000 MHz	~ 3.000 MHz
SweepPoints	10001	~ 10001
SweepTime	1.000 s	1.000 s
Reference Level	-10.000 dBm	-10.000 dBm
Attenuation	0.000 dB	0.000 dB
Detector	RMS	RMS
SweepCount	1	1
Filter	3 dB	3 dB
Trace Mode	Clear Write	Clear Write
SweepType	Sweep	AUTO
Preamp	off	off



CMA Testing and Certification Laboratories

廠商會檢定中心

TEST REPORT

Report No. : AU0061360(5)

Date : 18 Oct 2016

Rx Spurious Emission (2462 MHz, 802.11g)

Result

DUT Frequency (MHz)	Result
2462.000000	PASS

Final measurements

Frequency (MHz)	Level Pre Measurement (dBm)	level (dBm)	Limit (dBm)	Margin (dB)	Result
---	---	---	---	---	---

Pre Measurements

Frequency (MHz)	Level (dBm)	Margin (dB)	Limit (dBm)
19753.828746	-59.7	18.5	-41.2
19742.829325	-60.0	18.8	-41.2
19708.831114	-60.1	18.9	-41.2
200.032471	-70.8	19.1	-51.7
19711.830956	-60.4	19.2	-41.2
19716.830693	-60.5	19.2	-41.2
19709.831062	-60.6	19.4	-41.2
19707.831167	-60.7	19.5	-41.2
19692.831956	-60.9	19.6	-41.2
20128.809010	-60.9	19.7	-41.2
19731.829904	-60.9	19.7	-41.2
19721.830430	-61.0	19.8	-41.2
199.932481	-71.6	19.9	-51.7
19751.828851	-61.1	19.9	-41.2
19685.832325	-61.2	20.0	-41.2

Measurement Settings

Start Frequency (MHz)	Stop Frequency (MHz)	Pre Measurement	Final Measurement
30.000000	1000.000000	1	1
1000.000000	7000.000000	2	2
7000.000000	26000.000000	2	2



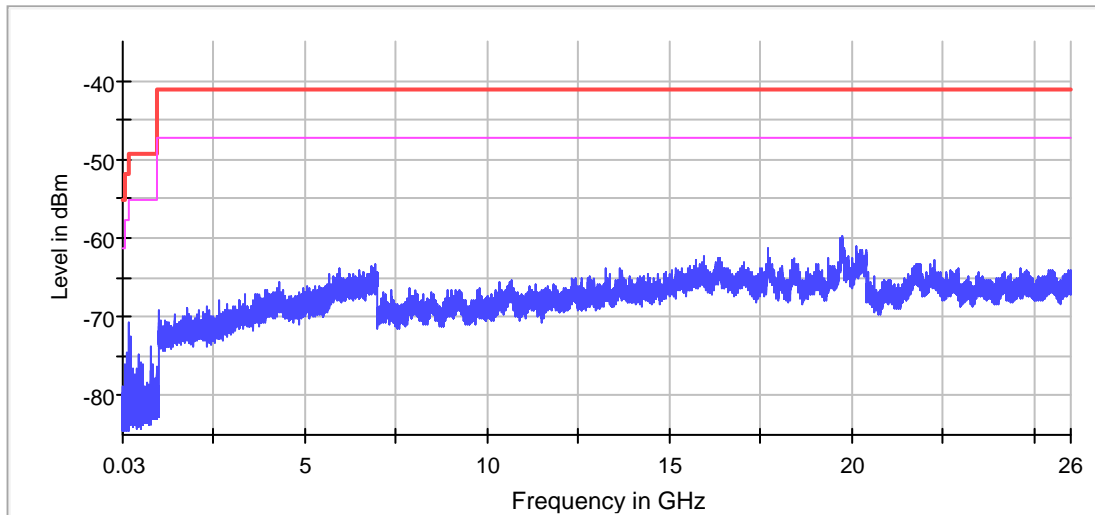
CMA Testing and Certification Laboratories

廠商會檢定中心

TEST REPORT

Report No. : AU0061360(5)

Date : 18 Oct 2016



— Limit [limit.Result:1] × Threshold [limit.2.Result:1]

Pre Measurement 1

Pre Measurement 2

Setting	Instrument Value	Target Value	Setting	Instrument Value	Target Value
RBW	100.000 kHz	<= 100.000 kHz	RBW	1.000 MHz	<= 1.000 MHz
VBW	300.000 kHz	>= 300.000 kHz	VBW	3.000 MHz	>= 3.000 MHz
SweepPoints	9700	~ 9700	SweepPoints	6000	~ 6000
SweepTime	9.700 ms	AUTO	SweepTime	6.000 ms	AUTO
Reference Level	-67.000 dBm	-67.000 dBm	Reference Level	-67.000 dBm	-67.000 dBm
Attenuation	0.000 dB	AUTO	Attenuation	0.000 dB	AUTO
Detector	MaxPeak	MaxPeak	Detector	MaxPeak	MaxPeak
SweepCount	100	100	SweepCount	100	100
Filter	3 dB	3 dB	Filter	3 dB	3 dB
Trace Mode	Max Hold	Max Hold	Trace Mode	Max Hold	Max Hold
Sweeptype	Sweep	AUTO	Sweeptype	Sweep	AUTO
Preamp	off	off	Preamp	off	off
Stablemode	Trace	Trace	Stablemode	Trace	Trace
Stablevalue	0.30	0.30	Stablevalue	0.30	0.30
Run	3 / max. 150	max. 150	Run	3 / max. 150	max. 150
Stable	3 / 3	3	Stable	3 / 3	3



CMA Testing and Certification Laboratories

廠商會檢定中心

TEST REPORT

Report No. : AU0061360(5)

Date : 18 Oct 2016

2.3 Radiated Emission Measurement Data

Environmental conditions:

Parameter	Recorded value	
Ambient temperature:	27	°C
Relative humidity:	60	%

Testing frequency range: 9kHz to 26GHz Mode: Transmission, Self-develop protocol

Measurement: Quasi-peak (9kHz – 1GHz), Peak and Average(above 1GHz)

RBW: 9kHz (below 30MHz), 120kHz (30MHz – 1GHz), 1MHz (above 1GHz)

VBW: 30kHz (below 30MHz), 300kHz (30MHz – 1GHz), 3MHz (above 1GHz, Peak measurement), 10Hz (above 1GHz, Average measurement)

Frequency (MHz)	Polarity (H/V)	Reading at 3m (dB μ V)	Transducer Factor (dB/m)	Field Strength at 3m (dB μ V/m)	Limit at 3m (dB μ V/m)	Margin (dB)	Measurement (Peak/Average)
2401.701	H	81.7	- 4.2	77.5	114.0	- 36.5	Peak
2401.703	V	82.2	- 4.2	78.0	114.0	- 36.0	Peak
2433.184	H	80.3	- 4.2	76.1	114.0	- 37.9	Peak
2433.208	V	80.8	- 4.2	76.6	114.0	- 37.4	Peak
2474.687	H	78.7	- 4.3	74.4	114.0	- 39.6	Peak
2474.684	V	82.2	- 4.3	77.9	114.0	- 36.1	Peak
4801.907	H	50.4	3.7	54.1	74.0	- 19.9	Peak
4802.552	H	33.7	3.7	37.4	54.0	- 16.6	Average
4803.829	V	47.4	3.7	51.1	74.0	- 22.9	Peak
4853.761	H	51.5	3.7	55.2	74.0	- 18.8	Peak
4864.676	H	34.2	3.7	37.9	54.0	- 16.1	Average
4865.965	V	46.1	3.7	49.8	74.0	- 24.2	Peak
4952.141	H	51.2	4.0	55.2	74.0	- 18.8	Peak
4948.663	H	34.5	4.0	38.5	54.0	- 15.5	Average
4949.536	V	47.5	4.0	51.5	74.0	- 22.5	Peak

Remark: Other emissions more than 20dB below the limit are not reported.

If Peak measurement values are lower than average limit, average measurement is not necessary.



CMA Testing and Certification Laboratories

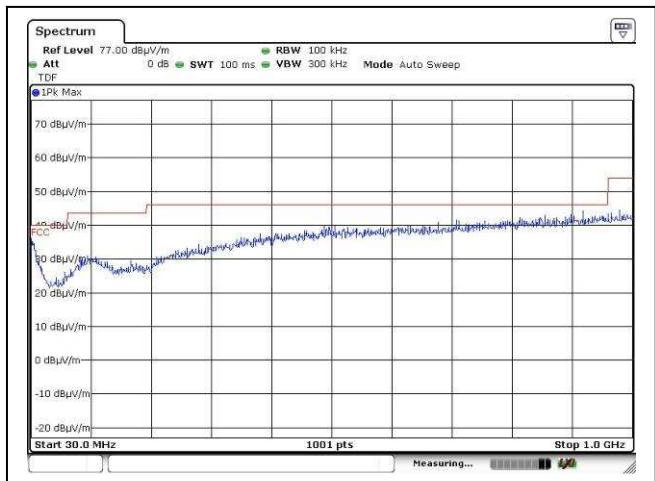
廠商會檢定中心

TEST REPORT

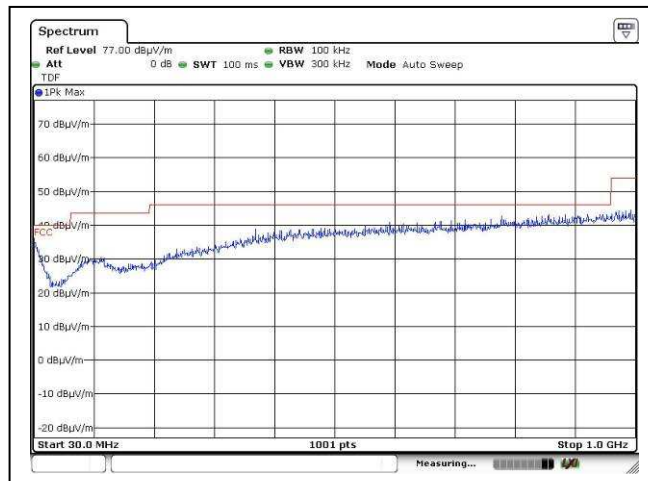
Report No. : AU0061360(5)

Date : 18 Oct 2016

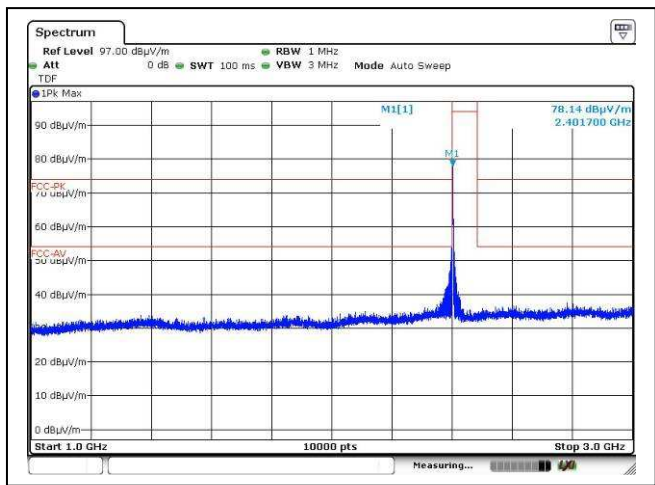
2.3 Radiated Emission Measurement Data (Con't)



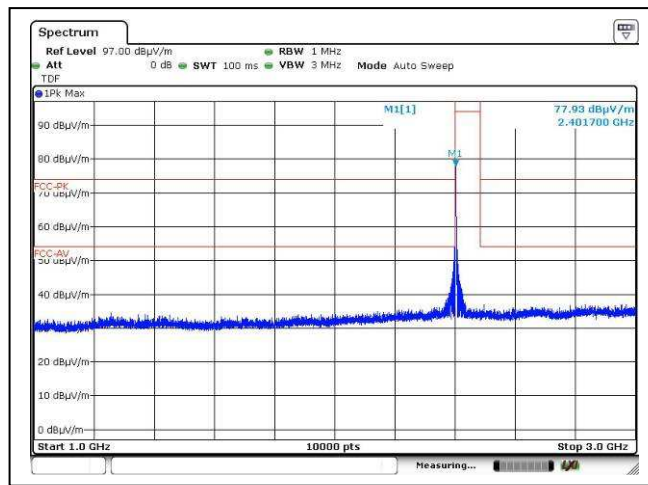
Lower channel, 30MHz – 1GHz, Horizontal



Lower channel, 30MHz – 1GHz, Vertical



Lower channel, 1GHz – 3GHz, Horizontal



Lower channel, 1GHz – 3GHz, Vertical



CMA Testing and Certification Laboratories

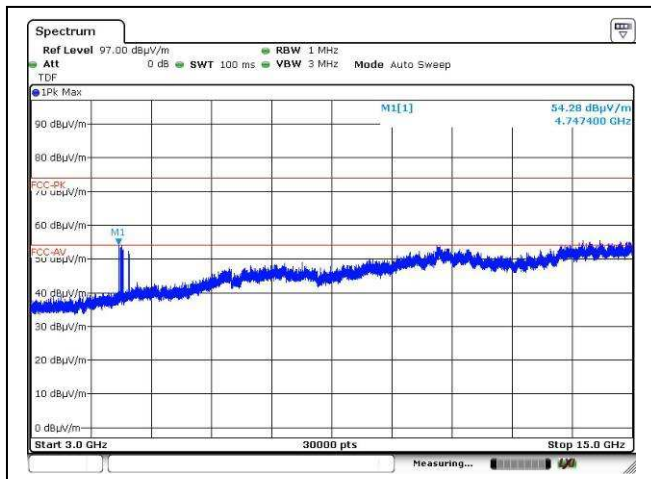
廠商會檢定中心

TEST REPORT

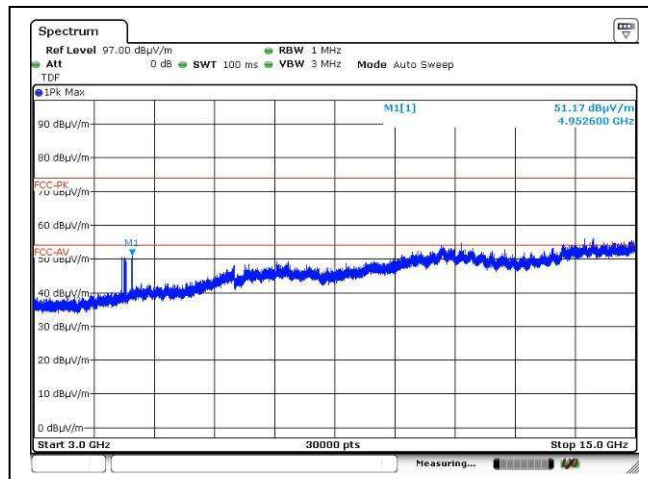
Report No. : AU0061360(5)

Date : 18 Oct 2016

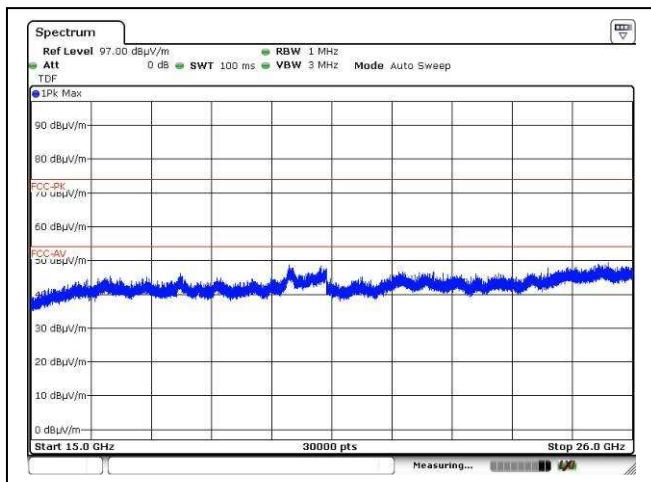
2.3 Radiated Emission Measurement Data (Con't)



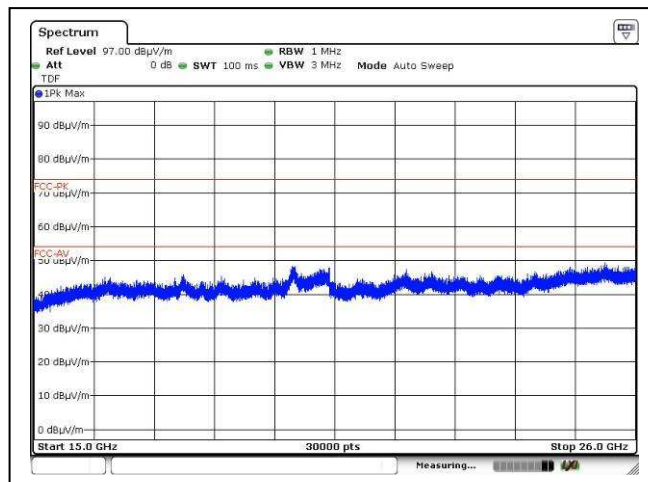
Lower channel, 3GHz – 15GHz, Horizontal



Lower channel, 3GHz – 15GHz, Vertical



Lower channel, 15GHz – 26GHz, Horizontal



Lower channel, 15GHz – 26GHz, Vertical



CMA Testing and Certification Laboratories

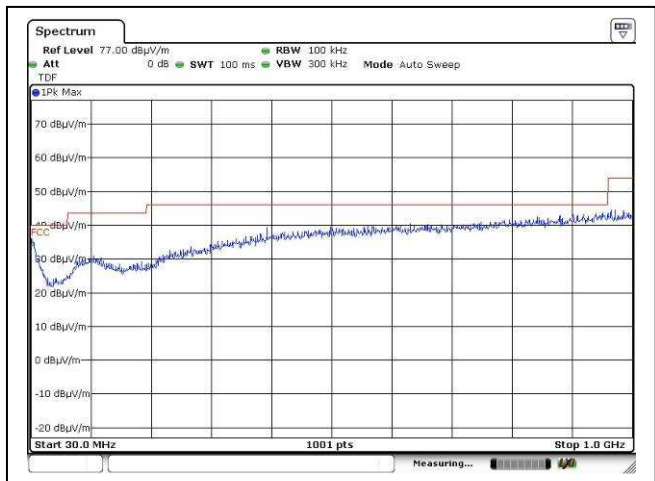
廠商會檢定中心

TEST REPORT

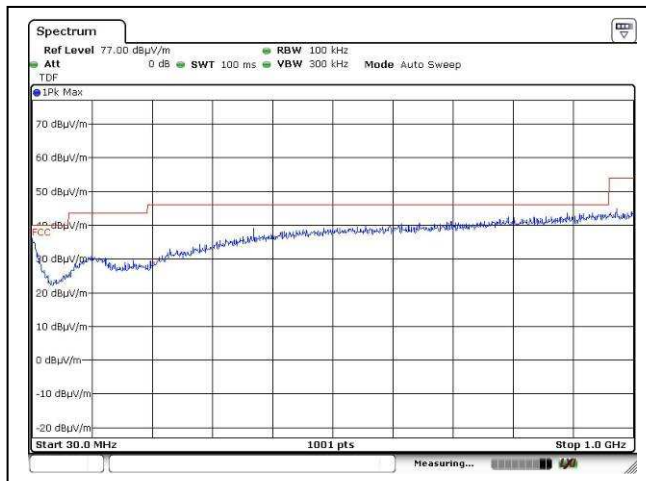
Report No. : AU0061360(5)

Date : 18 Oct 2016

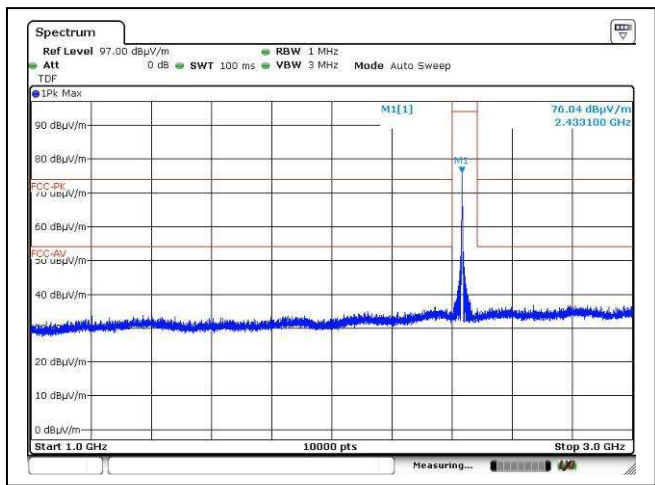
2.3 Radiated Emission Measurement Data (Con't)



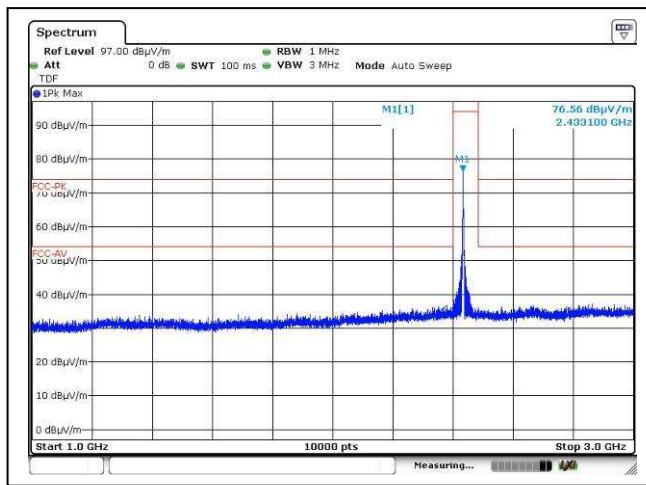
Middle channel, 30MHz – 1GHz, Horizontal



Middle channel, 30MHz – 1GHz, Vertical



Middle channel, 1GHz – 3GHz, Horizontal



Middle channel, 1GHz – 3GHz, Vertical



CMA Testing and Certification Laboratories

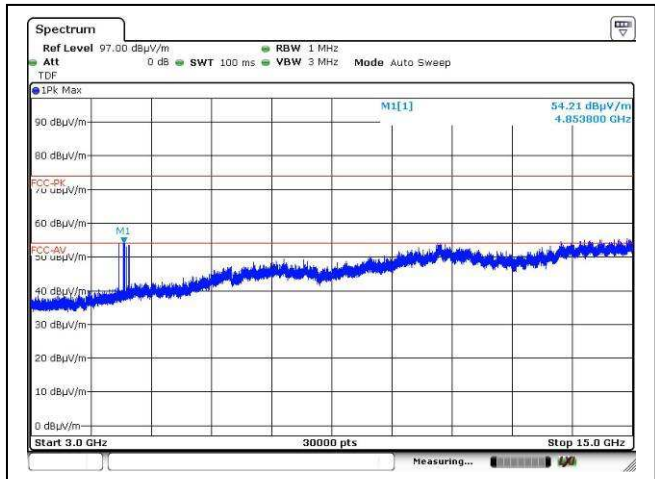
廠商會檢定中心

TEST REPORT

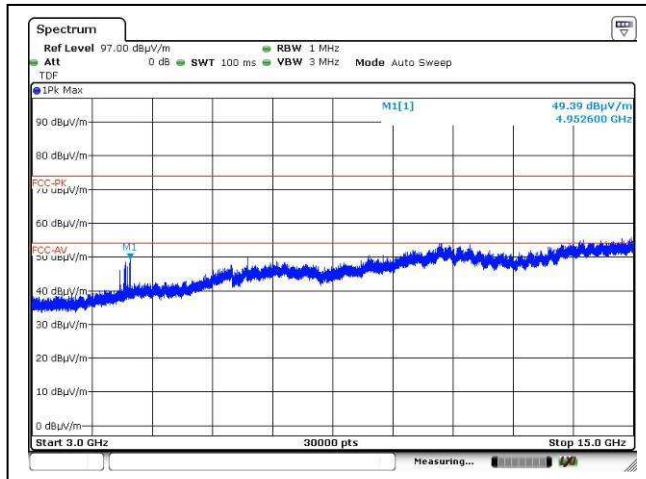
Report No. : AU0061360(5)

Date : 18 Oct 2016

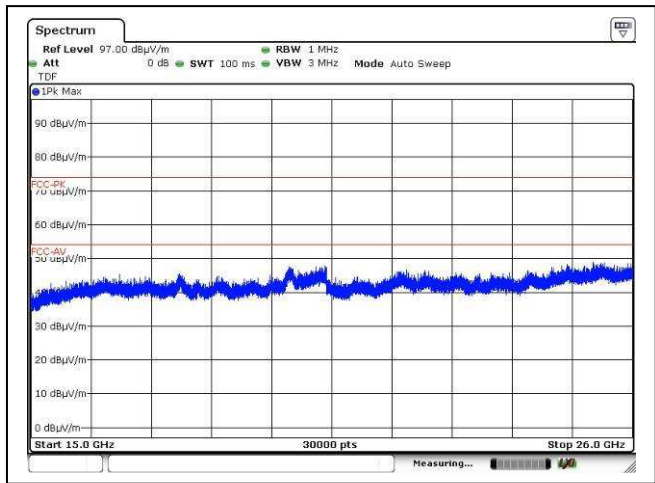
2.3 Radiated Emission Measurement Data (Con't)



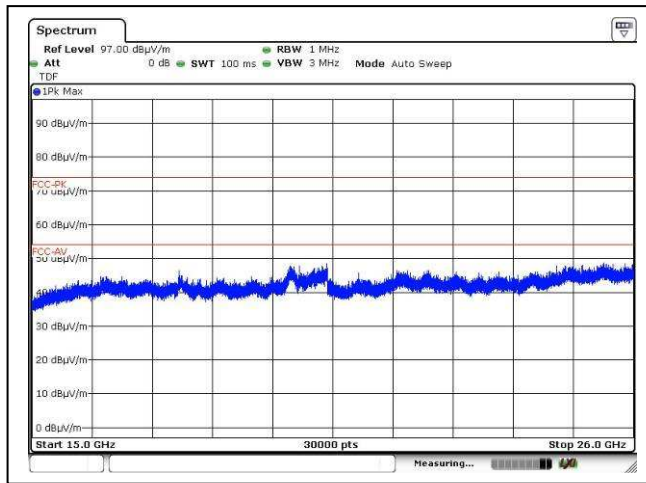
Middle channel, 3GHz – 15GHz, Horizontal



Middle channel, 3GHz – 15GHz, Vertical



Middle channel, 15GHz – 26GHz, Horizontal



Middle channel, 15GHz – 26GHz, Vertical



CMA Testing and Certification Laboratories

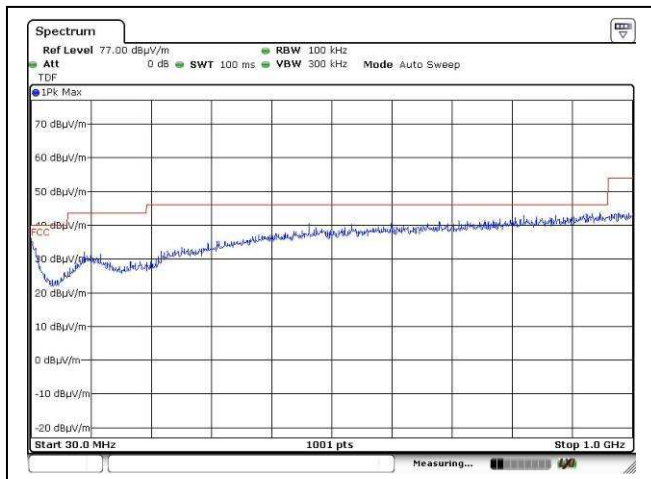
廠商會檢定中心

TEST REPORT

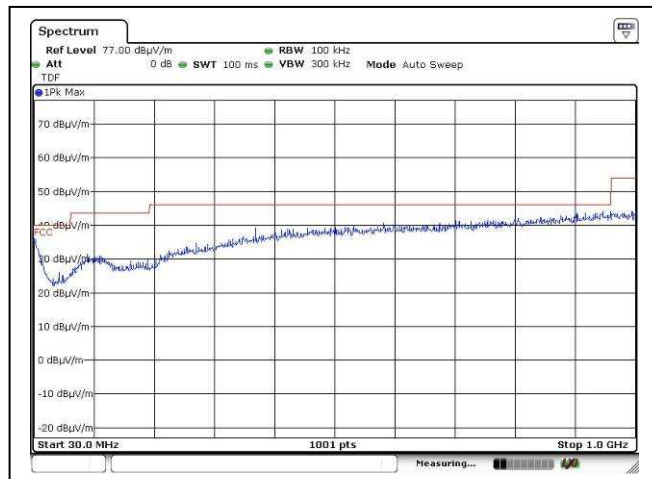
Report No. : AU0061360(5)

Date : 18 Oct 2016

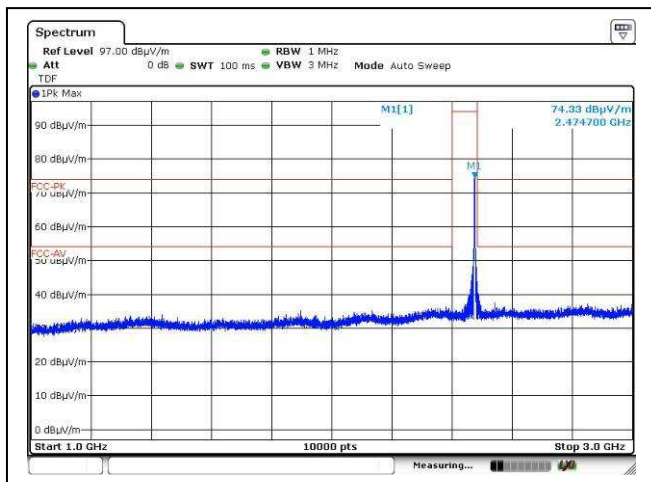
2.3 Radiated Emission Measurement Data (Con't)



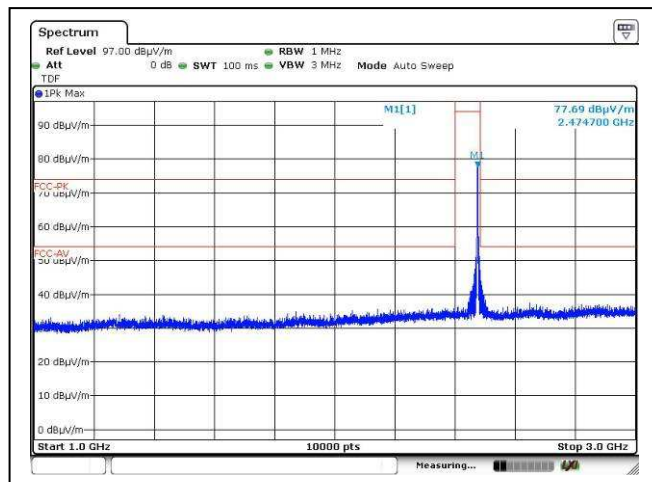
Higher channel, 30MHz – 1GHz, Horizontal



Higher channel, 30MHz – 1GHz, Vertical



Higher channel, 1GHz – 3GHz, Horizontal



Higher channel, 1GHz – 3GHz, Vertical



CMA Testing and Certification Laboratories

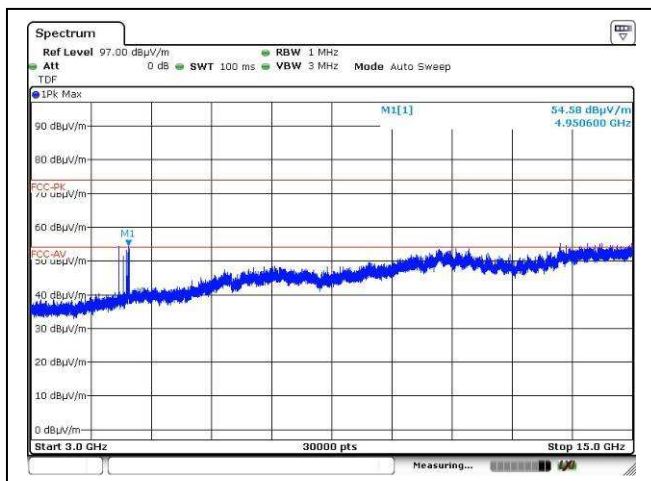
廠商會檢定中心

TEST REPORT

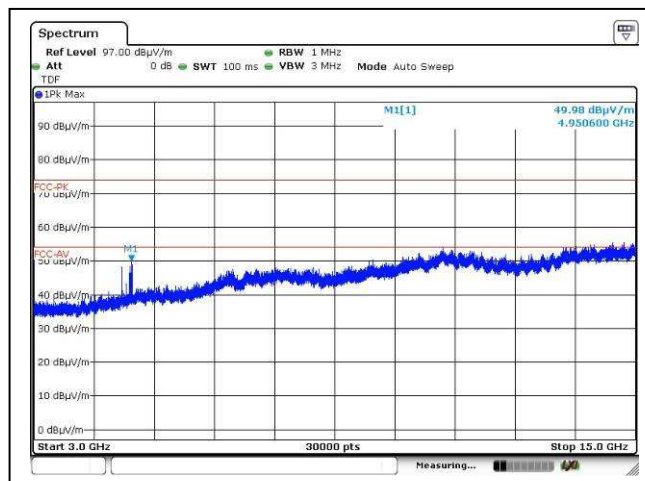
Report No. : AU0061360(5)

Date : 18 Oct 2016

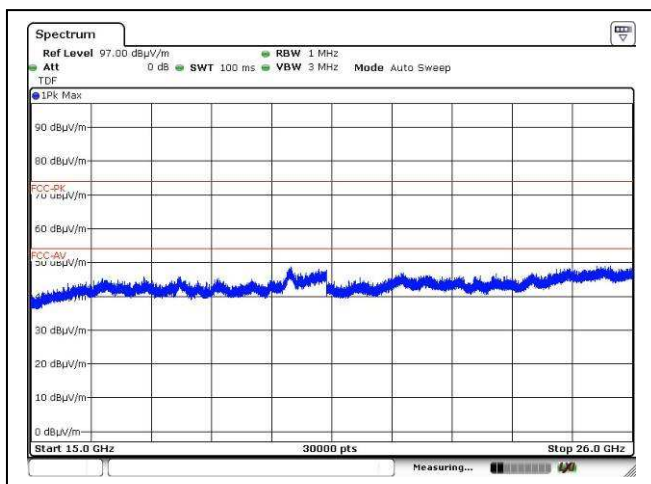
2.3 Radiated Emission Measurement Data (Con't)



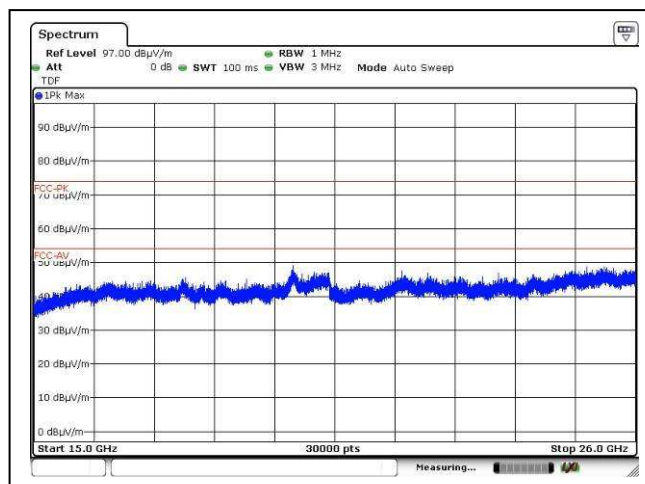
Higher channel, 3GHz – 15GHz, Horizontal



Higher channel, 3GHz – 15GHz, Vertical



Higher channel, 15GHz – 26GHz, Horizontal



Higher channel, 15GHz – 26GHz, Vertical



CMA Testing and Certification Laboratories

廠商會檢定中心

TEST REPORT

Report No. : AU0061360(5)

Date : 18 Oct 2016

2.3 Radiated Emission Measurement Data (Con't)

Environmental conditions:

Parameter	Recorded value	
Ambient temperature:	27	° C
Relative humidity:	60	%

Testing frequency range: 9kHz to 26GHz Mode: Transmission, 802.11b
 Measurement: Quasi-peak (9kHz – 1GHz), Peak and Average(above 1GHz)
 RBW: 9kHz (below 30MHz), 120kHz (30MHz – 1GHz), 1MHz (above 1GHz)
 VBW: 30kHz (below 30MHz), 300kHz (30MHz – 1GHz.), 3MHz (above 1GHz, Peak measurement), 10Hz (above 1GHz, Average measurement)

Frequency (MHz)	Polarity (H/V)	Reading at 3m (dBµV)	Transducer Factor (dB/m)	Field Strength at 3m (dBµV/m)	Limit at 3m (dBµV/m)	Margin (dB)	Measurement (Quasi-peak/Peak/Average)
300.042	H	16.6	16.5	33.1	46.0	- 12.9	Quasi-peak
312.024	H	22.8	16.5	39.3	46.0	- 6.7	Quasi-peak
324.020	H	26.4	16.5	42.9	46.0	- 3.1	Quasi-peak
324.030	V	21.1	16.5	37.6	46.0	- 8.4	Quasi-peak
325.022	H	23.2	16.5	39.7	46.0	- 6.3	Quasi-peak
396.038	H	14.3	16.5	30.8	46.0	- 15.2	Quasi-peak
2410.421	H	94.4	- 4.2	90.2	114.0	- 23.8	Peak
2410.401	V	96.8	- 4.2	92.6	114.0	- 21.4	Peak
2437.031	H	92.6	- 4.2	88.4	114.0	- 25.6	Peak
2437.007	V	96.5	- 4.2	92.3	114.0	- 21.7	Peak
2462.043	H	93.6	- 4.3	89.3	114.0	- 24.7	Peak
2460.365	V	94.0	- 4.3	89.7	114.0	- 24.3	Peak

Remark: Other emissions more than 20dB below the limit are not reported.
 If Peak measurement values are lower than average limit, average measurement is not necessary.



CMA Testing and Certification Laboratories

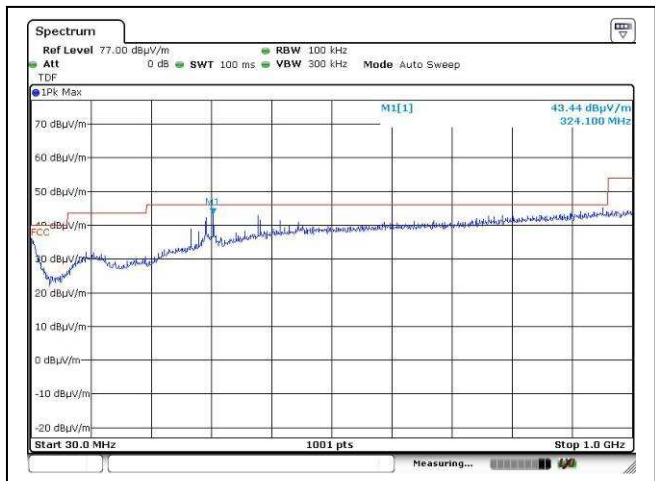
廠商會檢定中心

TEST REPORT

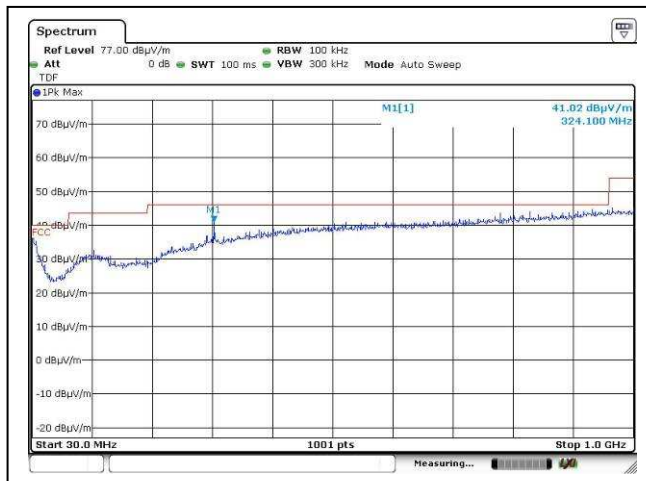
Report No. : AU0061360(5)

Date : 18 Oct 2016

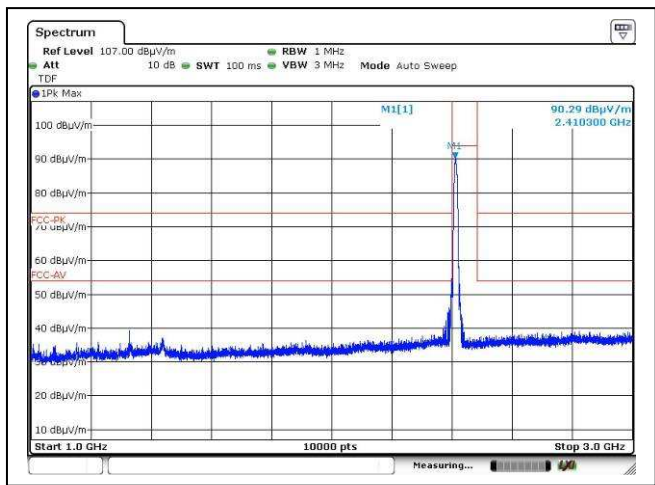
2.3 Radiated Emission Measurement Data (Con't)



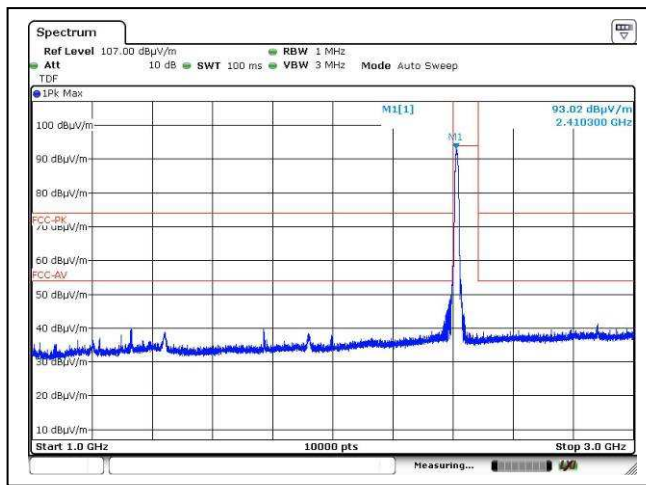
Lower channel, 30MHz – 1GHz, Horizontal



Lower channel, 30MHz – 1GHz, Vertical



Lower channel, 1GHz – 3GHz, Horizontal



Lower channel, 1GHz – 3GHz, Vertical



CMA Testing and Certification Laboratories

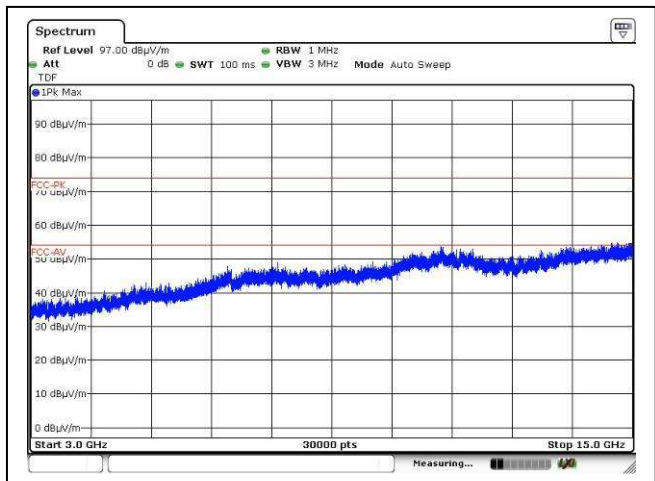
廠商會檢定中心

TEST REPORT

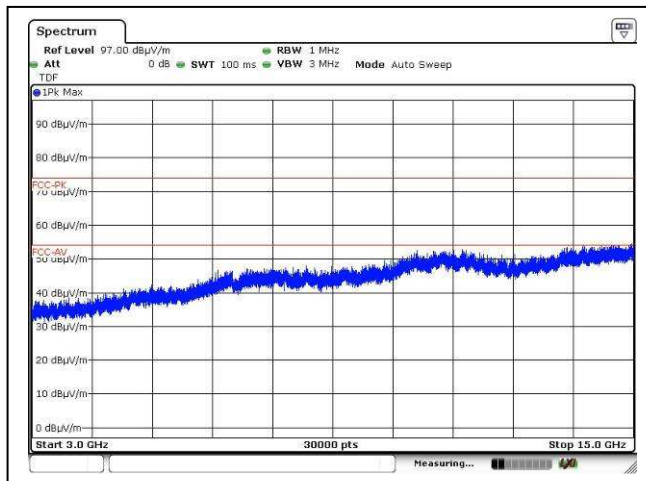
Report No. : AU0061360(5)

Date : 18 Oct 2016

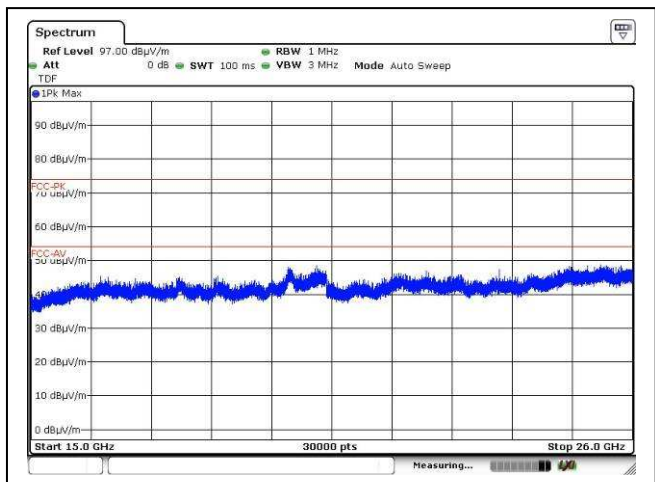
2.3 Radiated Emission Measurement Data (Con't)



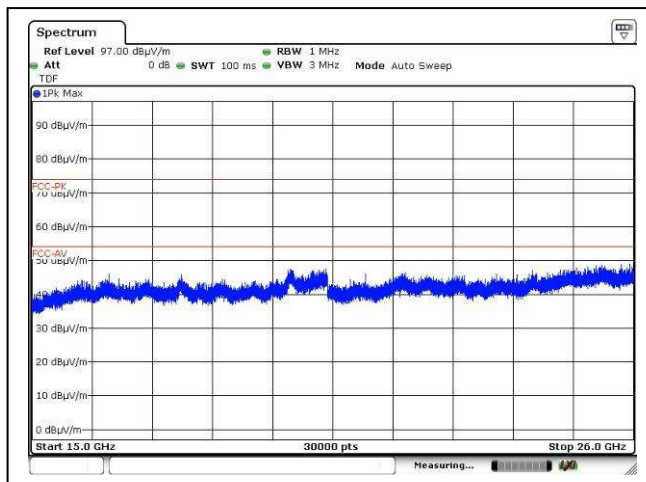
Lower channel, 3GHz – 15GHz, Horizontal



Lower channel, 3GHz – 15GHz, Vertical



Lower channel, 15GHz – 26GHz, Horizontal



Lower channel, 15GHz – 26GHz, Vertical



CMA Testing and Certification Laboratories

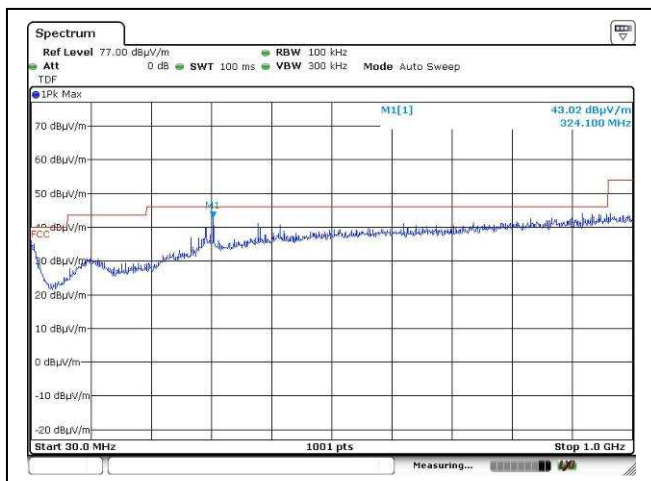
廠商會檢定中心

TEST REPORT

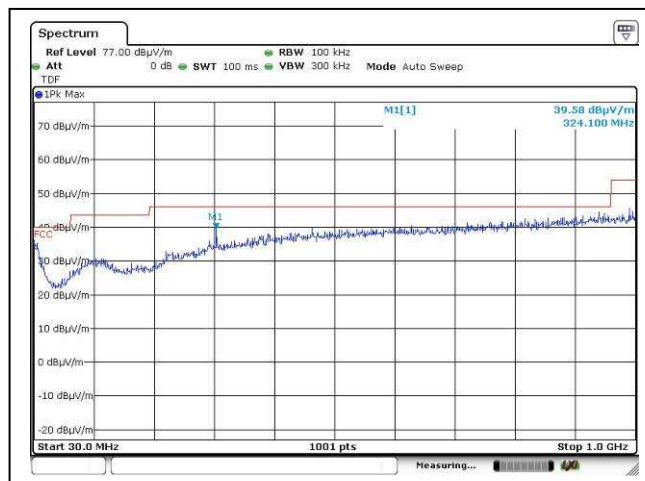
Report No. : AU0061360(5)

Date : 18 Oct 2016

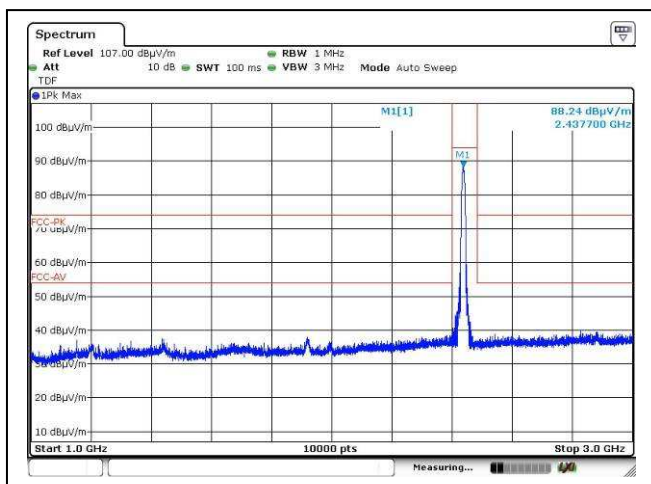
2.3 Radiated Emission Measurement Data (Con't)



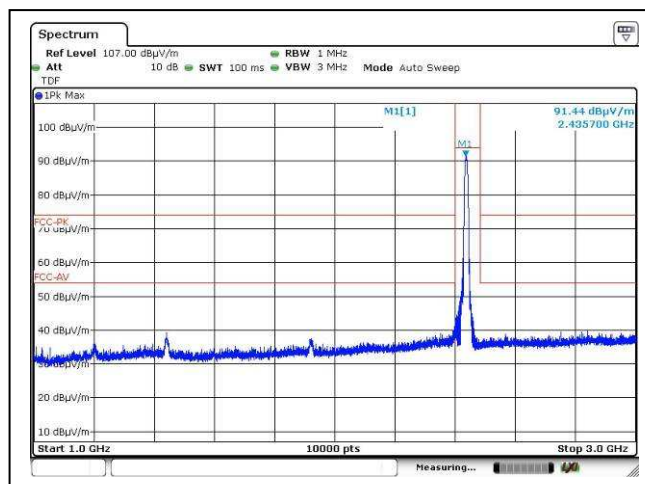
Middle channel, 30MHz – 1GHz, Horizontal



Middle channel, 30MHz – 1GHz, Vertical



Middle channel, 1GHz – 3GHz, Horizontal



Middle channel, 1GHz – 3GHz, Vertical



CMA Testing and Certification Laboratories

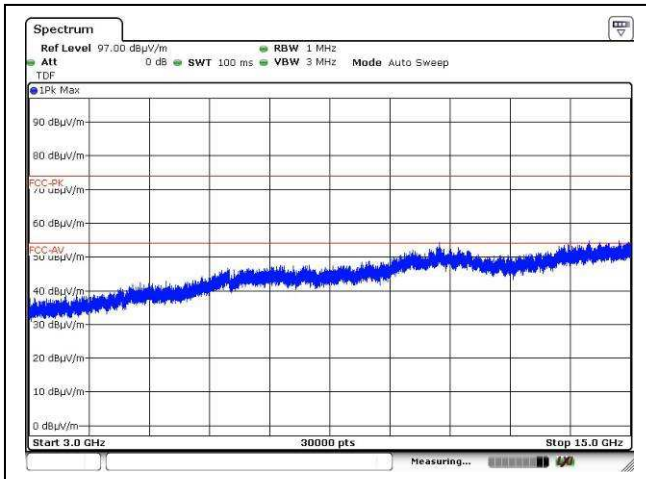
廠商會檢定中心

TEST REPORT

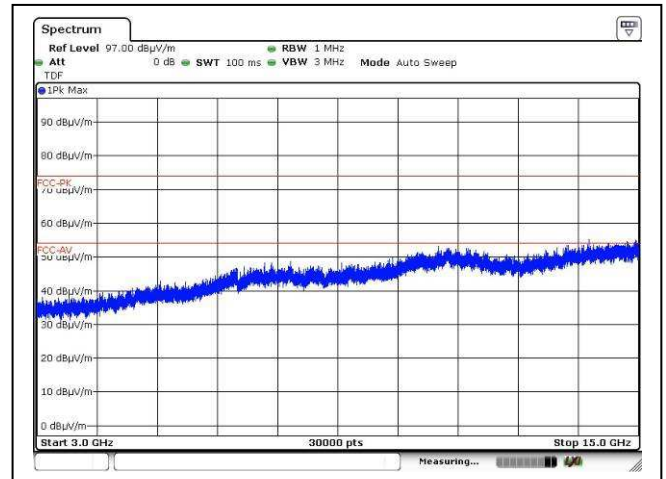
Report No. : AU0061360(5)

Date : 18 Oct 2016

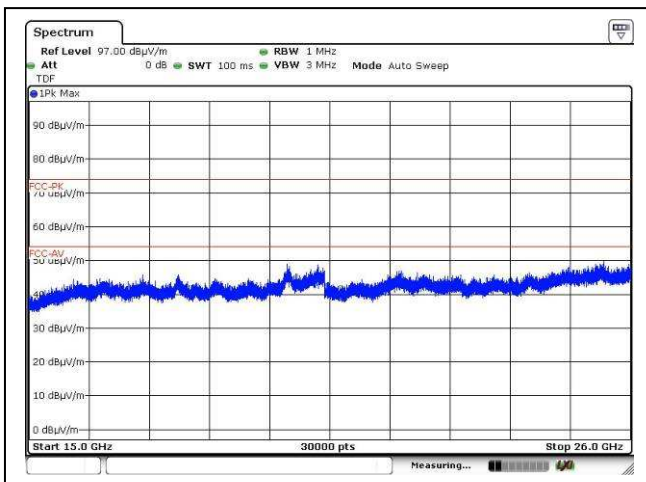
2.3 Radiated Emission Measurement Data (Con't)



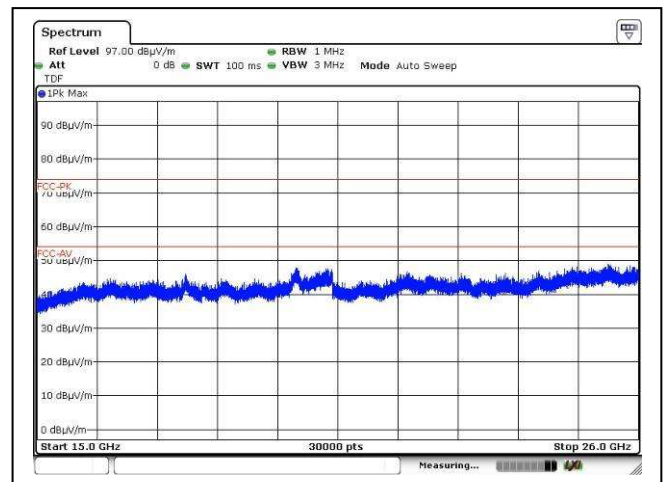
Middle channel, 3GHz – 15GHz, Horizontal



Middle channel, 3GHz – 15GHz, Vertical



Middle channel, 15GHz – 26GHz, Horizontal



Middle channel, 15GHz – 26GHz, Vertical



CMA Testing and Certification Laboratories

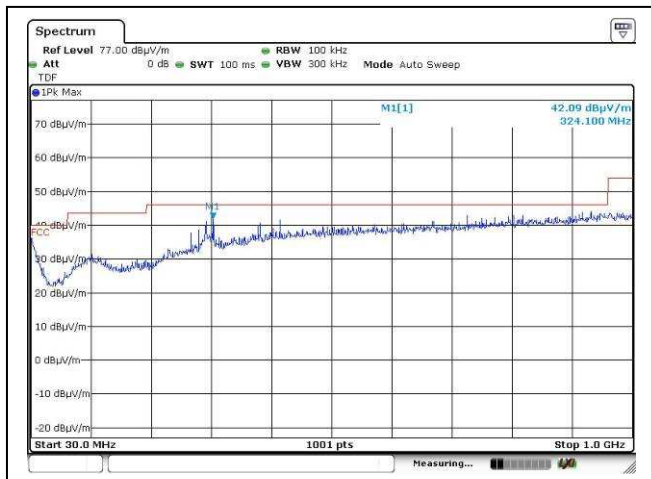
廠商會檢定中心

TEST REPORT

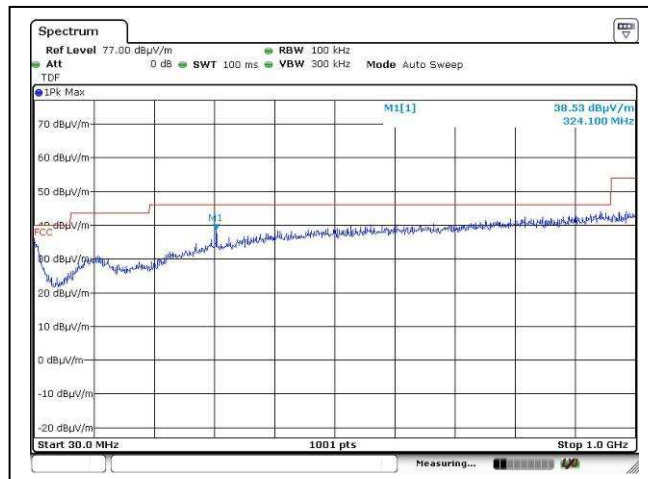
Report No. : AU0061360(5)

Date : 18 Oct 2016

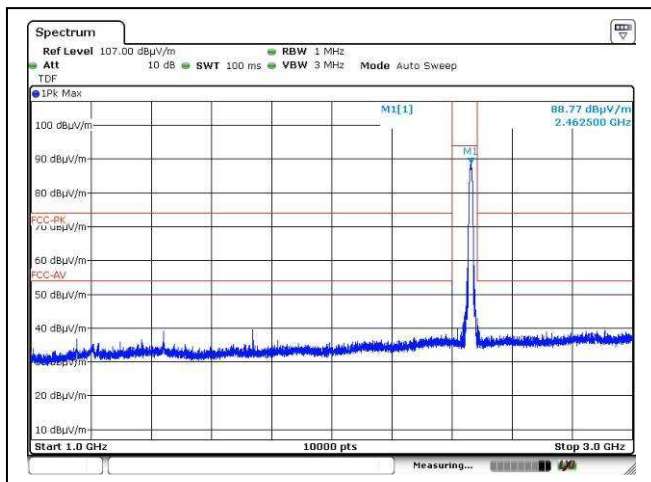
2.3 Radiated Emission Measurement Data (Con't)



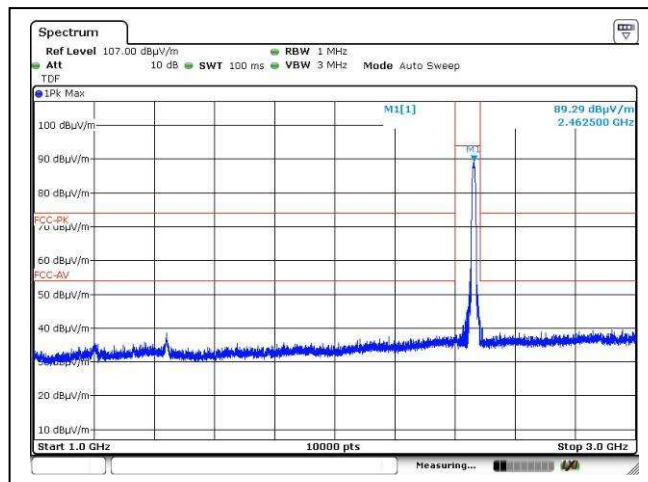
Higher channel, 30MHz – 1GHz, Horizontal



Higher channel, 30MHz – 1GHz, Vertical



Higher channel, 1GHz – 3GHz, Horizontal



Higher channel, 1GHz – 3GHz, Vertical



CMA Testing and Certification Laboratories

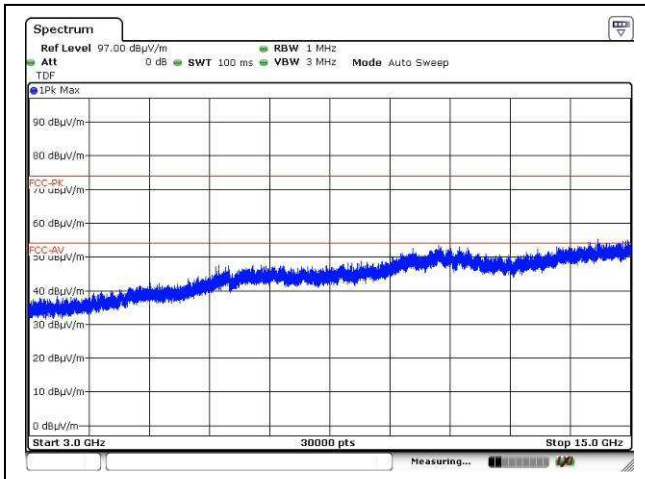
廠商會檢定中心

TEST REPORT

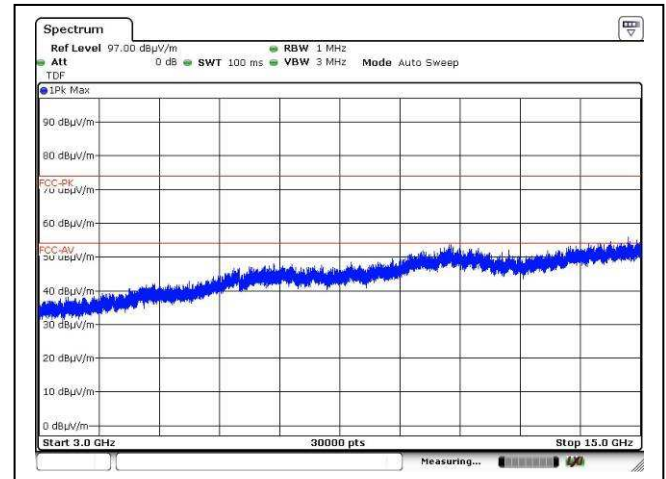
Report No. : AU0061360(5)

Date : 18 Oct 2016

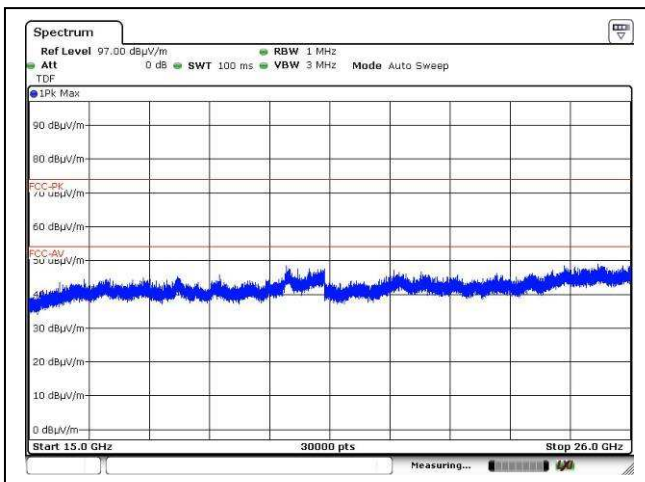
2.3 Radiated Emission Measurement Data (Con't)



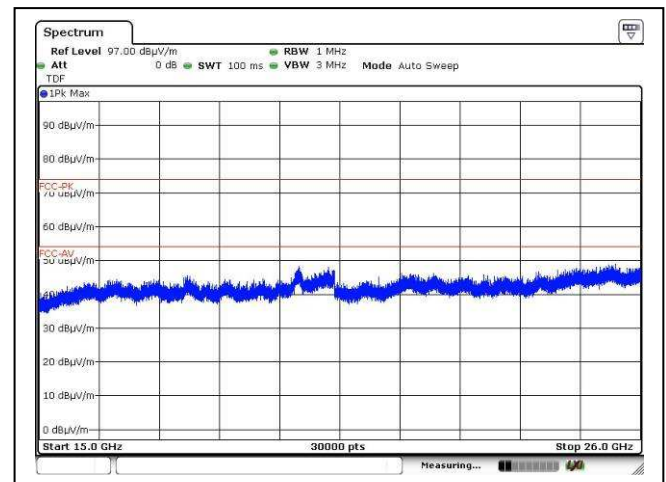
Higher channel, 3GHz – 15GHz, Horizontal



Higher channel, 3GHz – 15GHz, Vertical



Higher channel, 15GHz – 26GHz, Horizontal



Higher channel, 15GHz – 26GHz, Vertical



CMA Testing and Certification Laboratories

廠商會檢定中心

TEST REPORT

Report No. : AU0061360(5)

Date : 18 Oct 2016

2.3 Radiated Emission Measurement Data (Con't)

Environmental conditions:

Parameter	Recorded value	
Ambient temperature:	27	° C
Relative humidity:	60	%

Testing frequency range: 9kHz to 26GHz Mode: Transmission, 802.11g
 Measurement: Quasi-peak (9kHz – 1GHz), Peak and Average(above 1GHz)
 RBW: 9kHz (below 30MHz), 120kHz (30MHz – 1GHz), 1MHz (above 1GHz)
 VBW: 30kHz (below 30MHz), 300kHz (30MHz – 1GHz.), 3MHz (above 1GHz, Peak measurement), 10Hz (above 1GHz, Average measurement)

Frequency (MHz)	Polarity (H/V)	Reading at 3m (dBµV)	Transducer Factor (dB/m)	Field Strength at 3m (dBµV/m)	Limit at 3m (dBµV/m)	Margin (dB)	Measurement (Quasi-peak/Peak/Average)
300.042	H	16.5	16.5	33.0	46.0	- 13.0	Quasi-peak
312.023	H	23.0	16.5	39.5	46.0	- 6.5	Quasi-peak
324.021	H	26.3	16.5	42.8	46.0	- 3.2	Quasi-peak
324.029	V	21.2	16.5	37.7	46.0	- 8.3	Quasi-peak
325.025	H	22.8	16.5	39.3	46.0	- 6.7	Quasi-peak
396.037	H	14.7	16.5	31.2	46.0	- 14.8	Quasi-peak
2405.033	H	94.0	- 4.2	89.8	114.0	- 24.2	Peak
2404.849	V	97.0	- 4.2	92.8	114.0	- 21.2	Peak
2440.643	H	92.7	- 4.2	88.5	114.0	- 25.5	Peak
2430.115	V	95.8	- 4.2	91.6	114.0	- 22.4	Peak
2465.637	H	93.4	- 4.3	89.1	114.0	- 24.9	Peak
2454.965	V	93.7	- 4.3	89.4	114.0	- 24.6	Peak

Remark: Other emissions more than 20dB below the limit are not reported.

If Peak measurement values are lower than average limit, average measurement is not necessary.



CMA Testing and Certification Laboratories

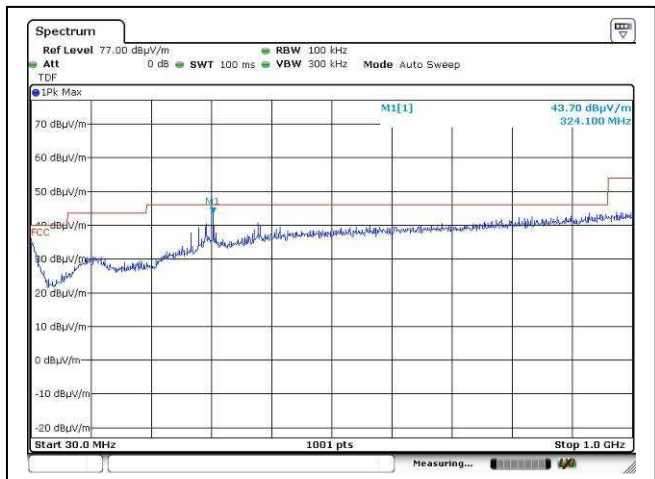
廠商會檢定中心

TEST REPORT

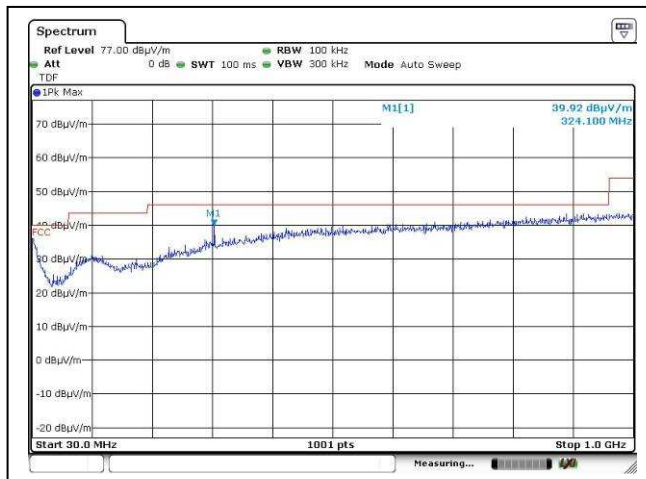
Report No. : AU0061360(5)

Date : 18 Oct 2016

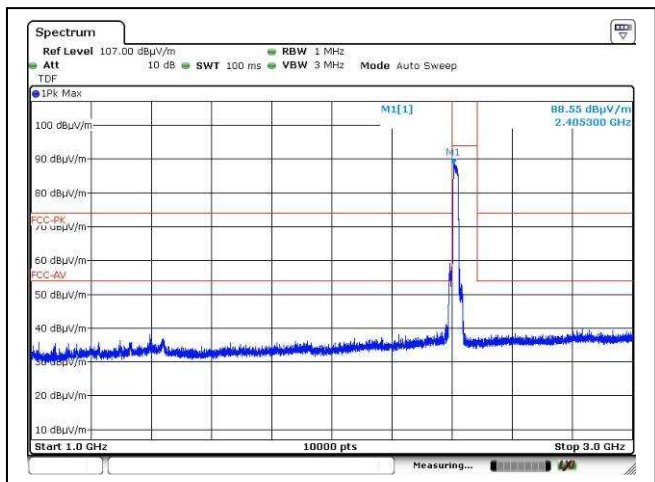
2.3 Radiated Emission Measurement Data (Con't)



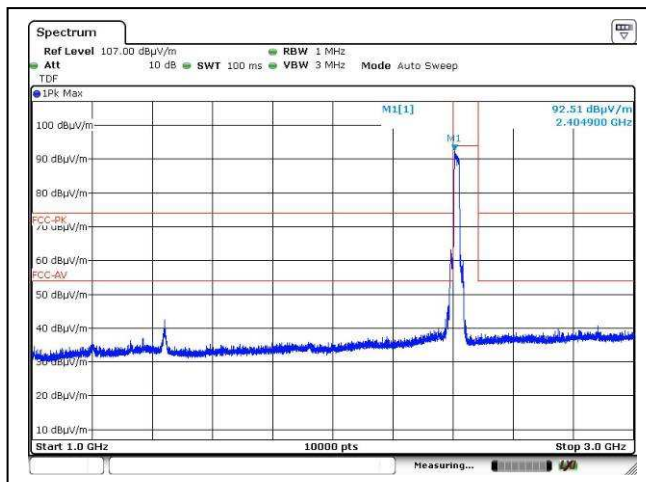
Lower channel, 30MHz – 1GHz, Horizontal



Lower channel, 30MHz – 1GHz, Vertical



Lower channel, 1GHz – 3GHz, Horizontal



Lower channel, 1GHz – 3GHz, Vertical



CMA Testing and Certification Laboratories

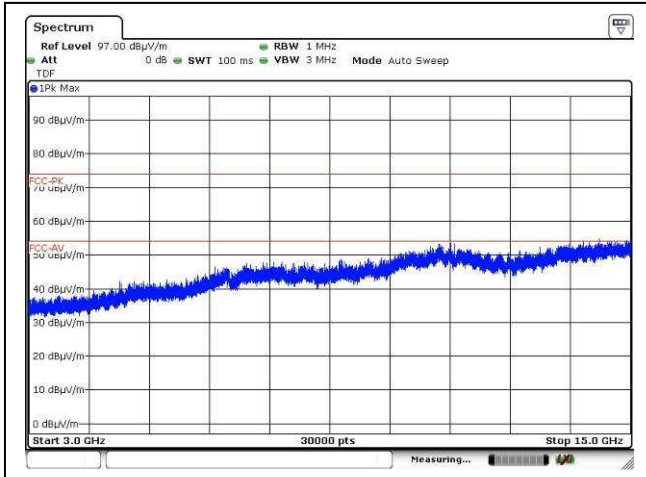
廠商會檢定中心

TEST REPORT

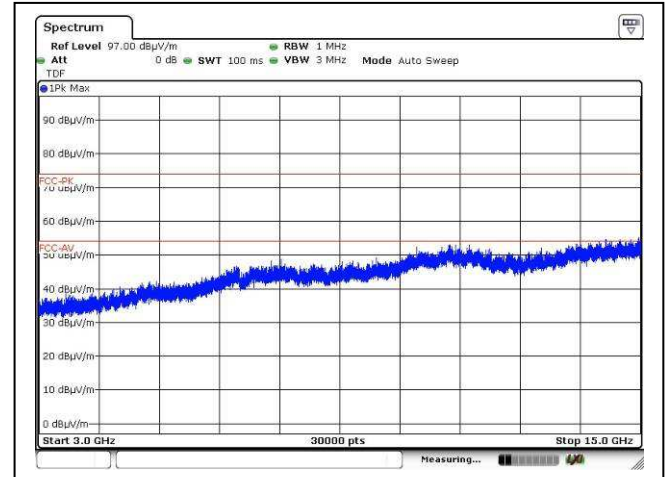
Report No. : AU0061360(5)

Date : 18 Oct 2016

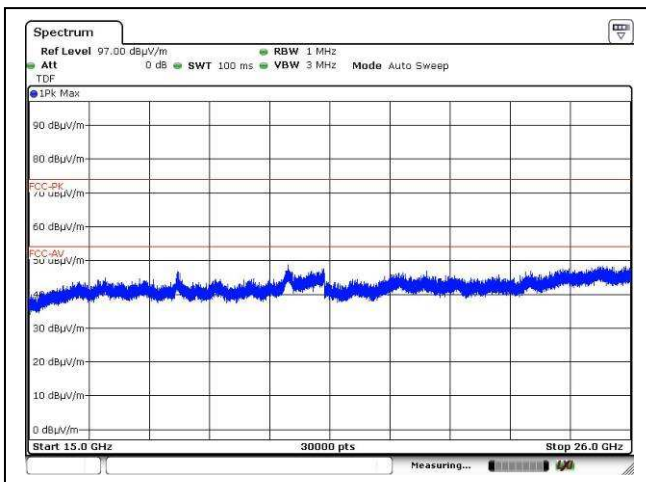
2.3 Radiated Emission Measurement Data (Con't)



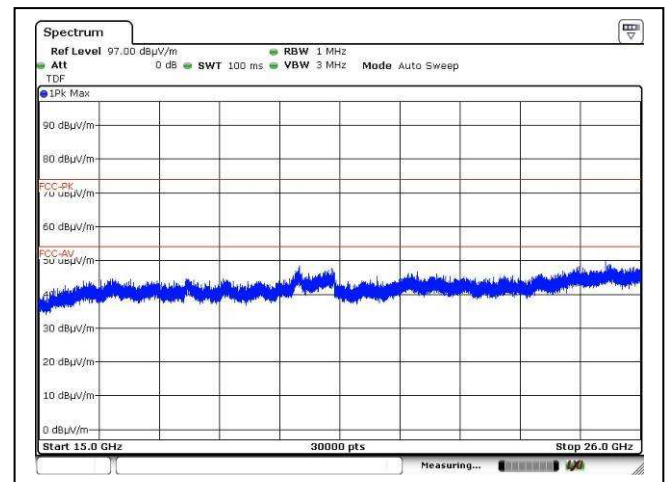
Lower channel, 3GHz – 15GHz, Horizontal



Lower channel, 3GHz – 15GHz, Vertical



Lower channel, 15GHz – 26GHz, Horizontal



Lower channel, 15GHz – 26GHz, Vertical



CMA Testing and Certification Laboratories

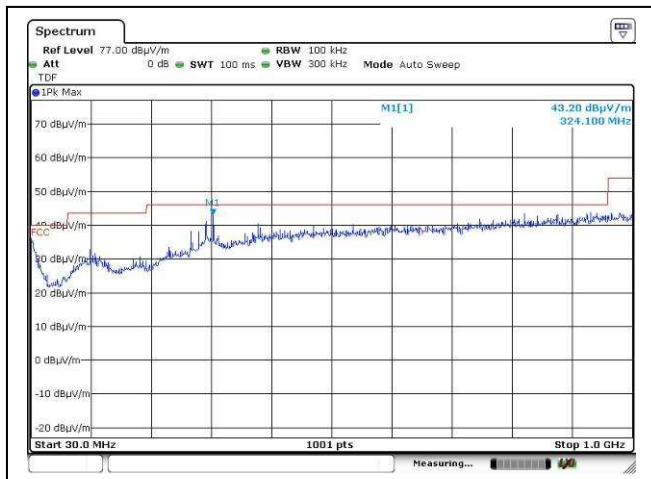
廠商會檢定中心

TEST REPORT

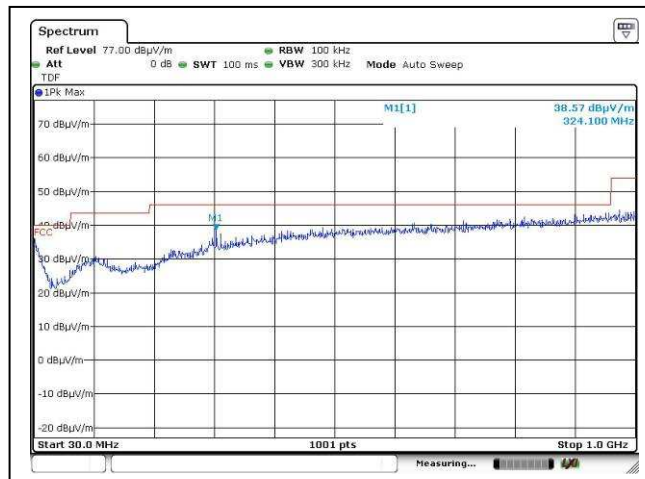
Report No. : AU0061360(5)

Date : 18 Oct 2016

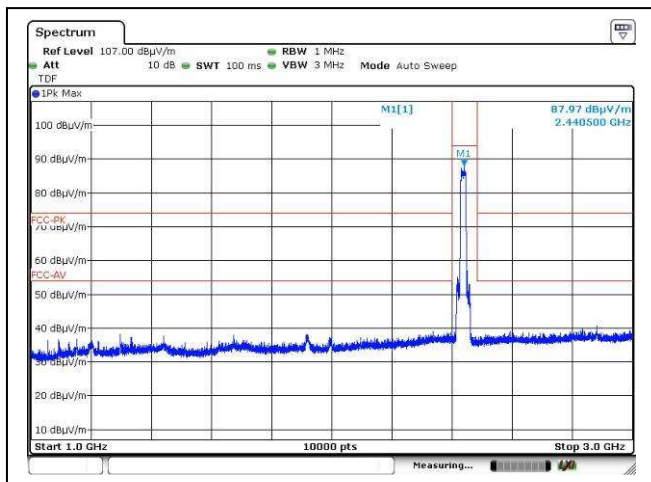
2.3 Radiated Emission Measurement Data (Con't)



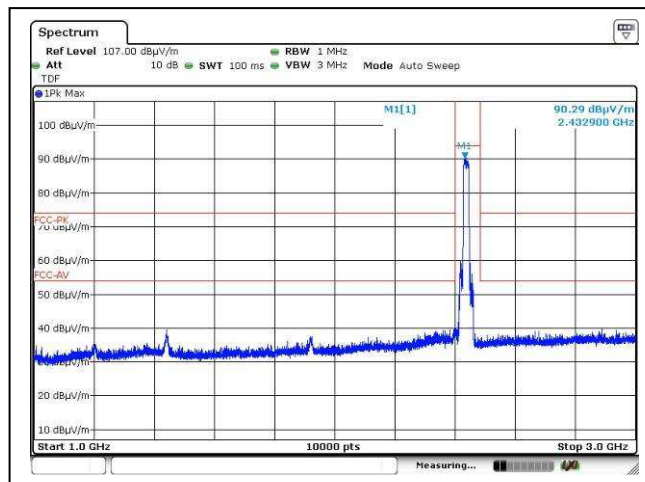
Middle channel, 30MHz – 1GHz, Horizontal



Middle channel, 30MHz – 1GHz, Vertical



Middle channel, 1GHz – 3GHz, Horizontal



Middle channel, 1GHz – 3GHz, Vertical



CMA Testing and Certification Laboratories

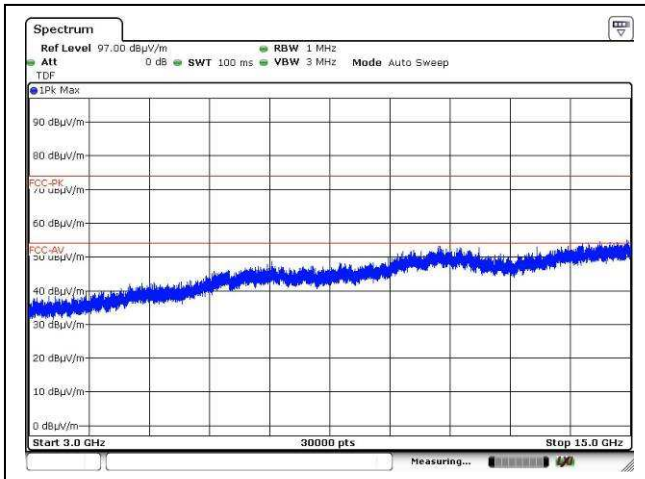
廠商會檢定中心

TEST REPORT

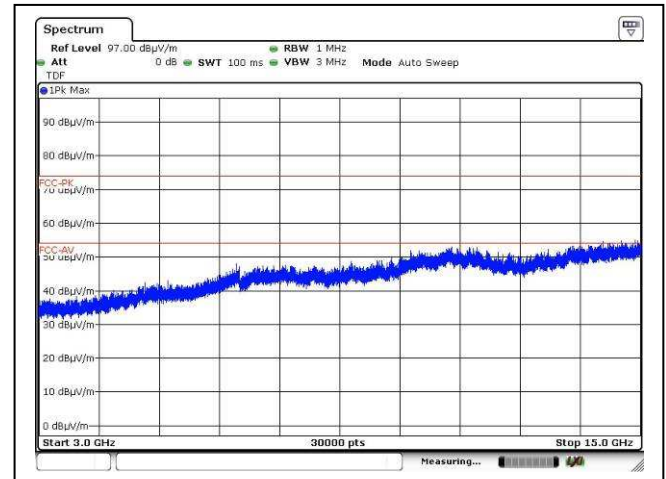
Report No. : AU0061360(5)

Date : 18 Oct 2016

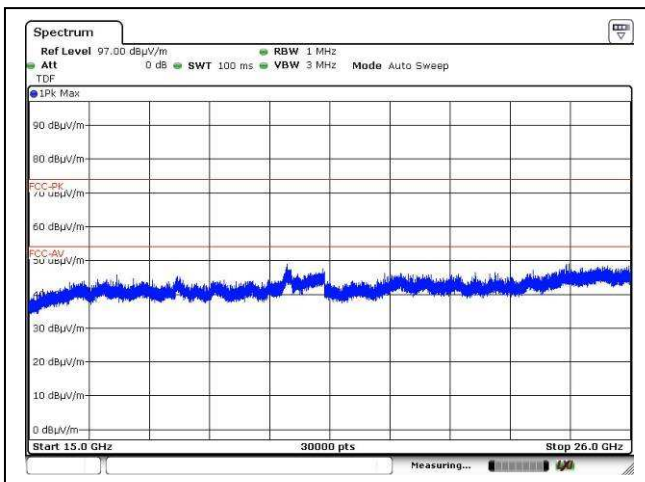
2.3 Radiated Emission Measurement Data (Con't)



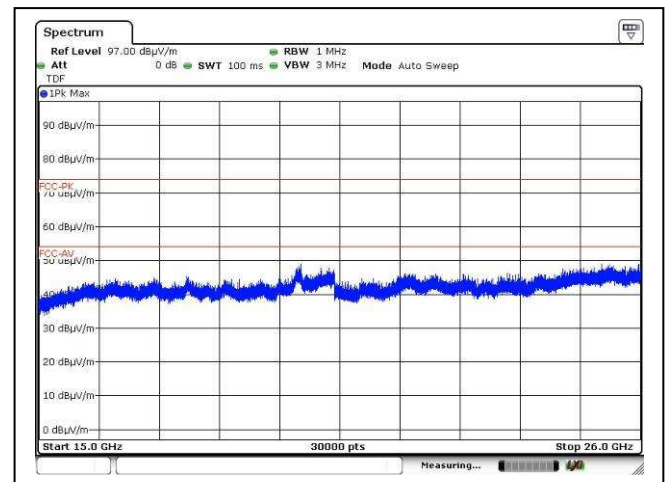
Middle channel, 3GHz – 15GHz, Horizontal



Middle channel, 3GHz – 15GHz, Vertical



Middle channel, 15GHz – 26GHz, Horizontal



Middle channel, 15GHz – 26GHz, Vertical



CMA Testing and Certification Laboratories

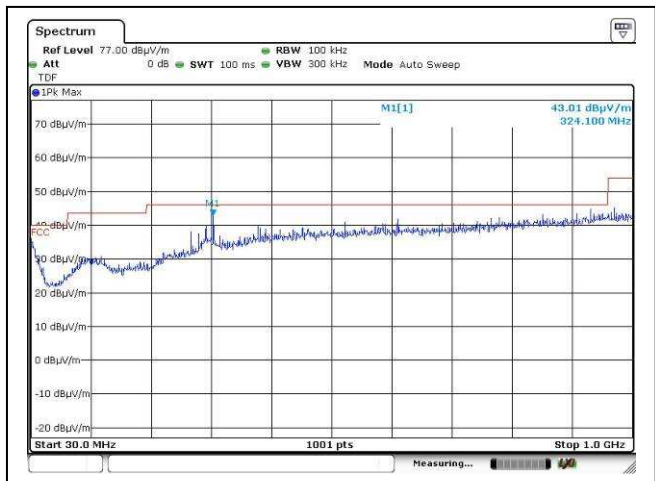
廠商會檢定中心

TEST REPORT

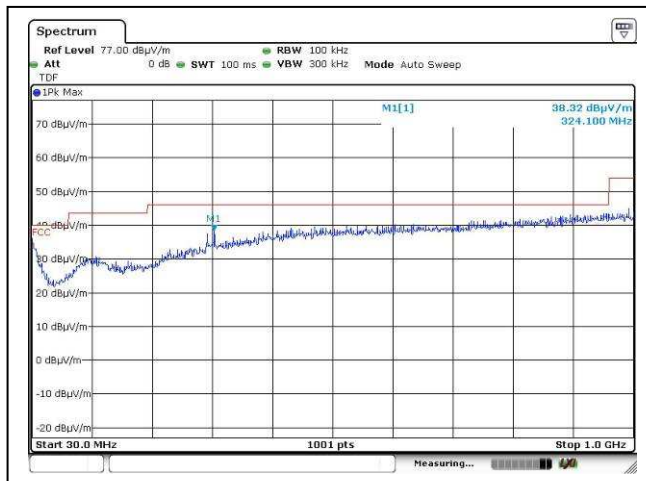
Report No. : AU0061360(5)

Date : 18 Oct 2016

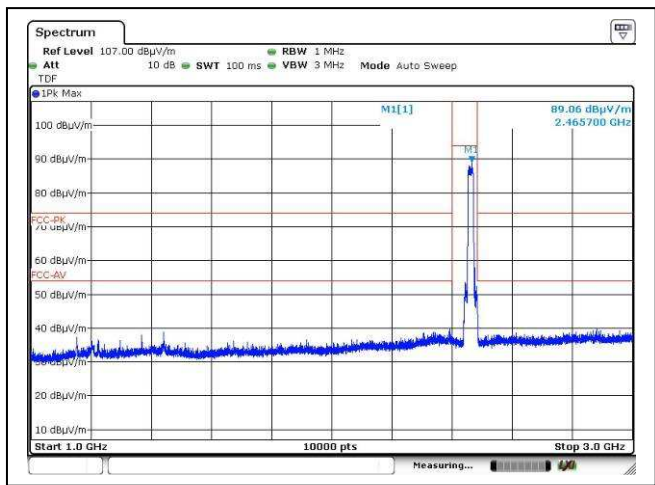
2.3 Radiated Emission Measurement Data (Con't)



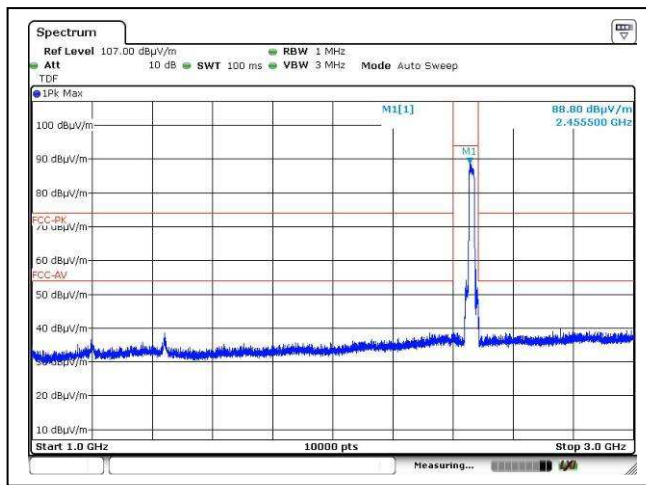
Higher channel, 30MHz – 1GHz, Horizontal



Higher channel, 30MHz – 1GHz, Vertical



Higher channel, 1GHz – 3GHz, Horizontal



Higher channel, 1GHz – 3GHz, Vertical



CMA Testing and Certification Laboratories

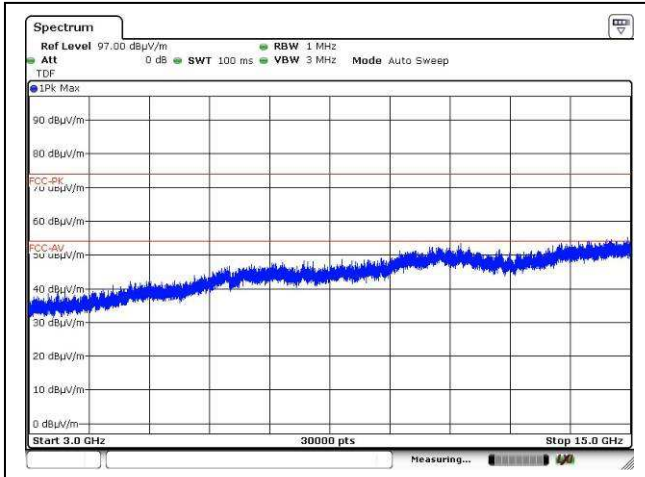
廠商會檢定中心

TEST REPORT

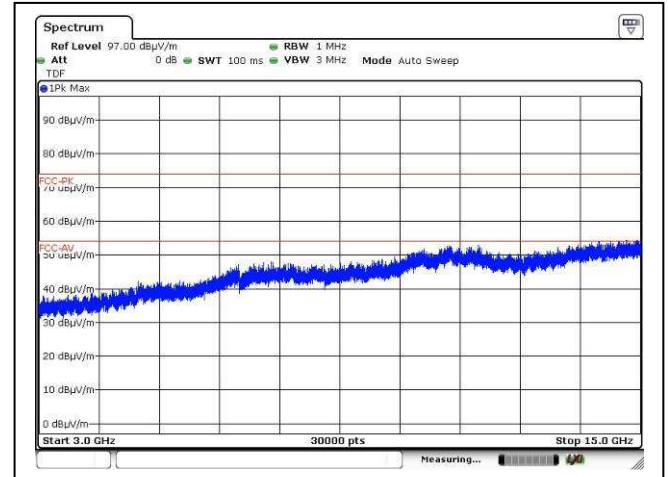
Report No. : AU0061360(5)

Date : 18 Oct 2016

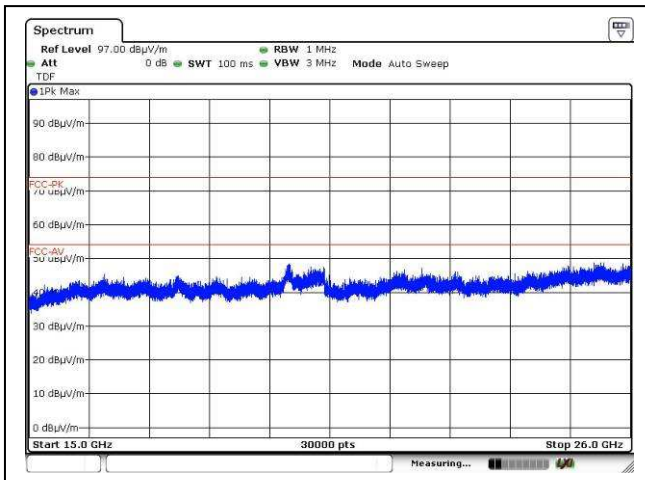
2.3 Radiated Emission Measurement Data (Con't)



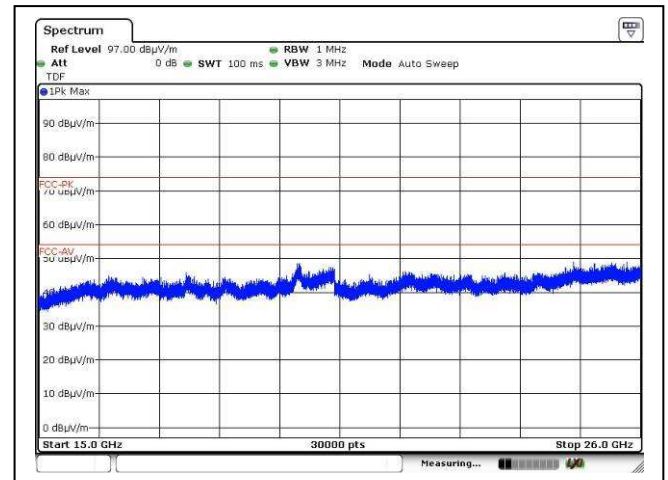
Higher channel, 3GHz – 15GHz, Horizontal



Higher channel, 3GHz – 15GHz, Vertical



Higher channel, 15GHz – 26GHz, Horizontal



Higher channel, 15GHz – 26GHz, Vertical



CMA Testing and Certification Laboratories

廠商會檢定中心

TEST REPORT

Report No. : AU0061360(5)

Date : 18 Oct 2016

2.3 Radiated Emission Measurement Data (Con't)

Environmental conditions:

Parameter	Recorded value	
Ambient temperature:	27	° C
Relative humidity:	60	%

Testing frequency range: 9kHz to 26GHz Mode: Receiving

Measurement: Quasi-peak (9kHz – 1GHz), Peak (above 1GHz)

RBW: 9kHz (below 30MHz), 120kHz (30MHz – 1GHz), 1MHz (above 1GHz)

VBW: 30kHz (below 30MHz), 300kHz (30MHz – 1GHz), 3MHz (above 1GHz)

Frequency (MHz)	Polarity (H/V)	Reading at 3m (dBµV)	Transducer Factor (dB/m)	Field Strength at 3m (dBµV/m)	Limit at 3m (dBµV/m)	Margin (dB)

Remark: No specified emission found



CMA Testing and Certification Laboratories

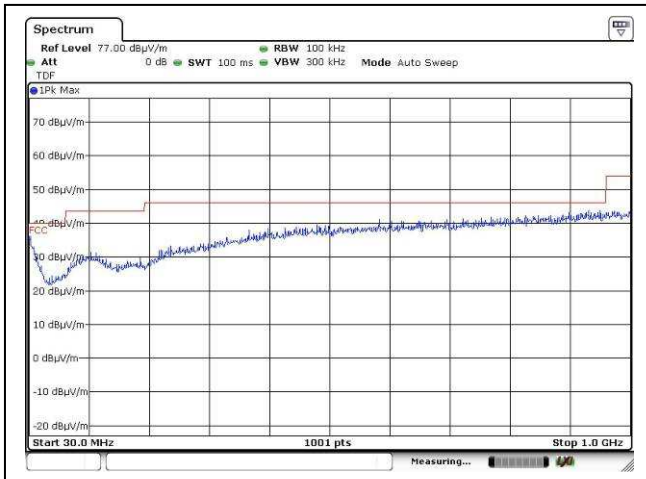
廠商會檢定中心

TEST REPORT

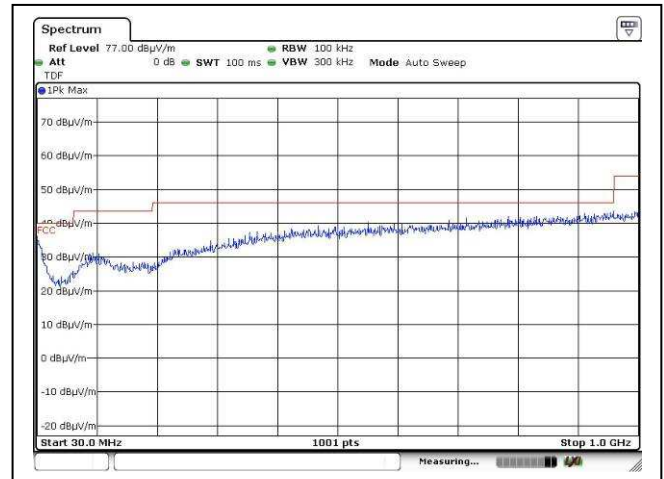
Report No. : AU0061360(5)

Date : 18 Oct 2016

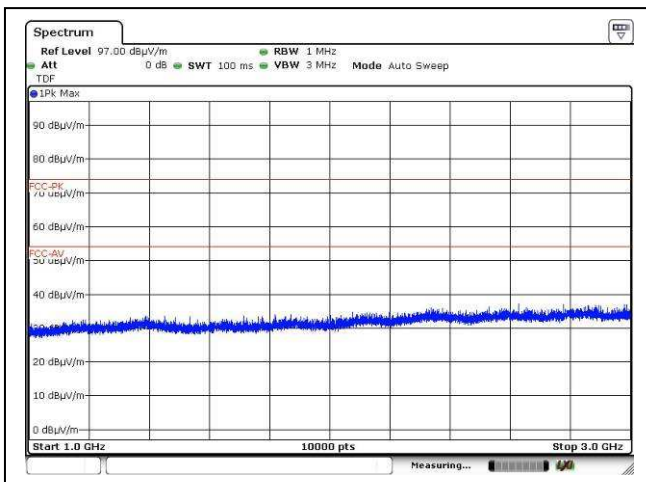
2.3 Radiated Emission Measurement Data (Con't)



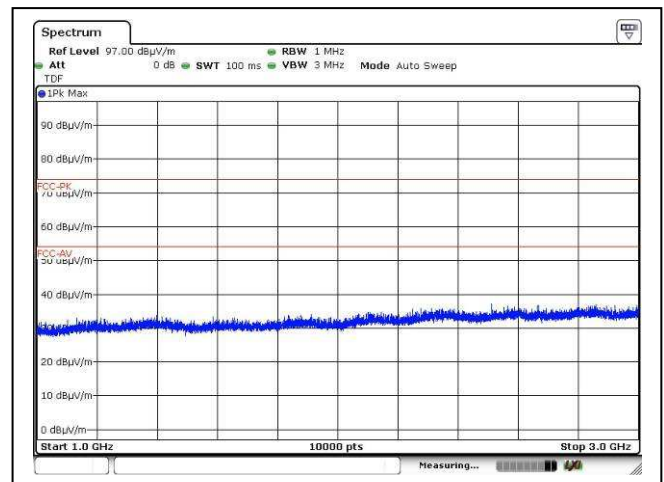
Receiving mode, 30MHz – 1GHz, Horizontal



Receiving mode, 30MHz – 1GHz, Vertical



Receiving mode, 1GHz – 3GHz, Horizontal



Receiving mode, 1GHz – 3GHz, Vertical



CMA Testing and Certification Laboratories

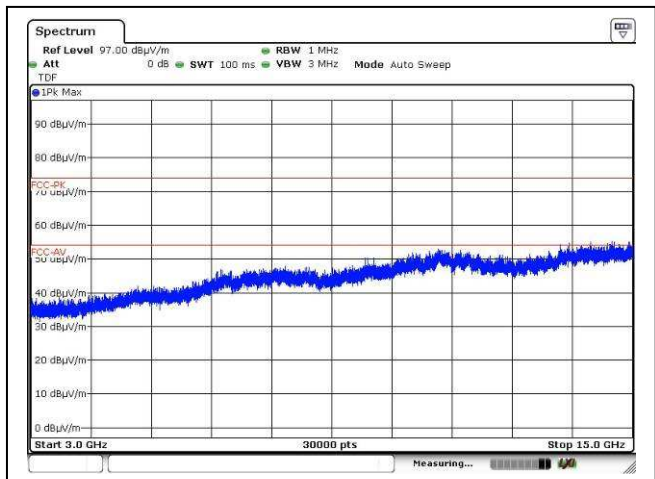
廠商會檢定中心

TEST REPORT

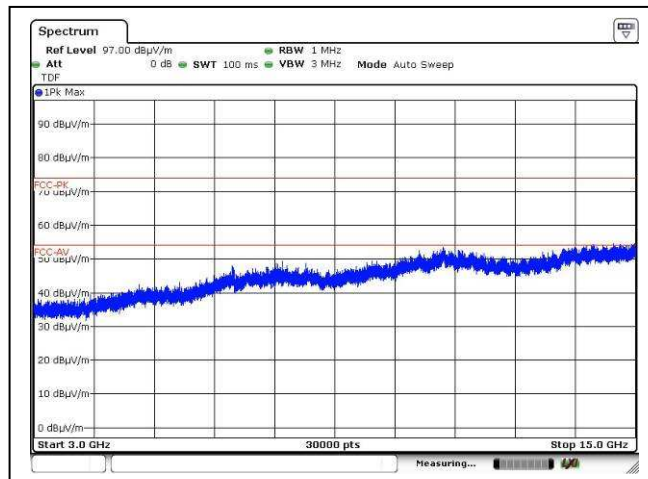
Report No. : AU0061360(5)

Date : 18 Oct 2016

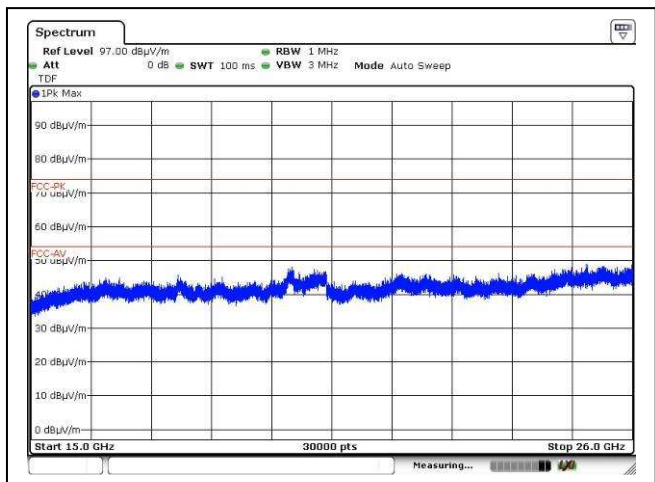
2.3 Radiated Emission Measurement Data (Con't)



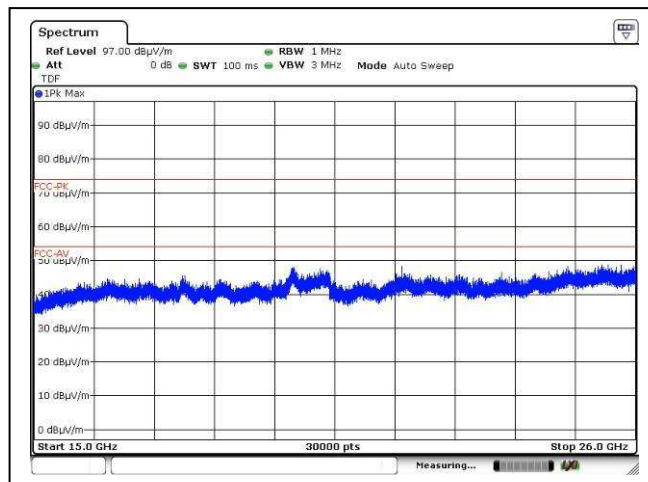
Receiving mode, 3GHz – 15GHz, Horizontal



Receiving mode, 3GHz – 15GHz, Vertical



Receiving mode, 15GHz – 26GHz, Horizontal



Receiving mode, 15GHz – 26GHz, Vertical



CMA Testing and Certification Laboratories

廠商會檢定中心

TEST REPORT

Report No. : AU0061360(5)

Date : 18 Oct 2016

2.3 Radiated Emission Measurement Data (Con't)

Environmental conditions:

Parameter	Recorded value	
Ambient temperature:	27	° C
Relative humidity:	60	%

Testing frequency range: 30MHz to 1GHz Mode: Charging

Measurement: Quasi-peak

RBW: 120kHz

VBW: 300kHz

Frequency (MHz)	Polarity (H/V)	Reading at 3m (dBμV)	Transducer Factor (dB/m)	Field Strength at 3m (dBμV/m)	Limit at 3m (dBμV/m)	Margin (dB)

Remark: No specified emission found



CMA Testing and Certification Laboratories

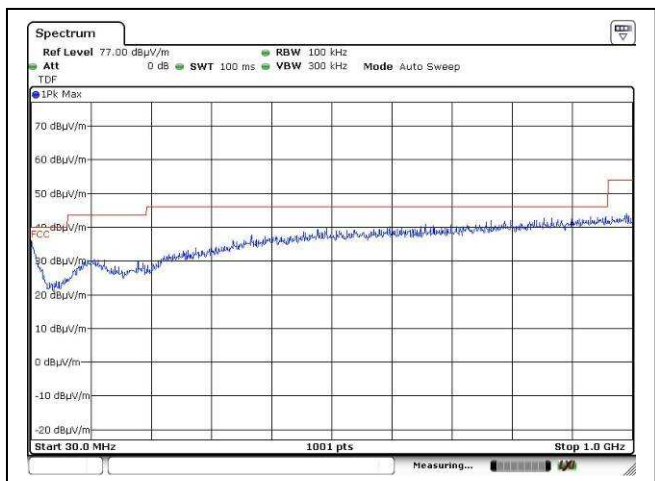
廠商會檢定中心

TEST REPORT

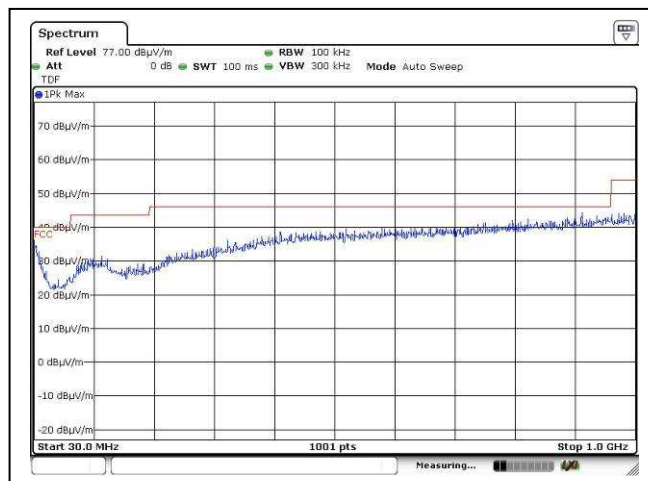
Report No. : AU0061360(5)

Date : 18 Oct 2016

2.3 Radiated Emission Measurement Data (Con't)



Charging mode, 30MHz – 1GHz, Horizontal



Charging mode, 30MHz – 1GHz, Vertical



CMA Testing and Certification Laboratories

廠商會檢定中心

TEST REPORT

Report No. : AU0061360(5)

Date : 18 Oct 2016

3 Description of the Line-conducted Test

3.1 Test Procedure

Conducted emissions measurements are investigated and also taken pursuant to the procedures of ANSI C63.10 – 2013. The EUT was setup as described in the procedures, and both lines were measured.

3.2 Test Result

The EUT connected to an adaptor for charging



CMA Testing and Certification Laboratories

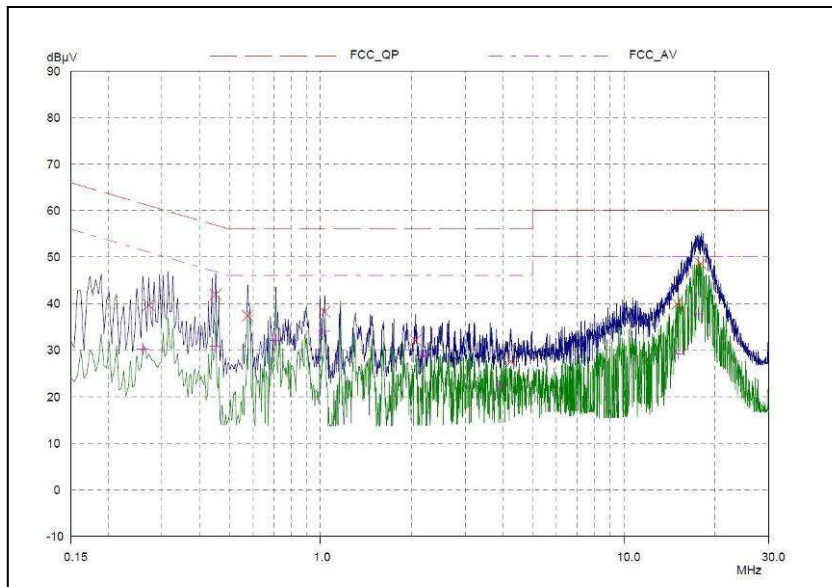
廠商會檢定中心

TEST REPORT

Report No. : AU0061360(5)

Date : 18 Oct 2016

3.3 Graph and Table of Conducted Emission Measurement Data



Frequency MHz	QP Level dBµV	QP Limit dBµV	QP Delta dB	Phase -	PE -
0.27109	39.71	61.08	21.37	N	gnd
0.45078	41.98	56.86	14.88	N	gnd
0.57421	37.41	56.00	18.59	L1	gnd
1.03125	38.23	56.00	17.77	N	gnd
2.05467	32.11	56.00	23.89	L1	gnd
4.24218	27.57	56.00	28.43	N	gnd
15.0039	39.98	60.00	20.02	N	gnd
17.95312	48.59	60.00	11.41	L1	gnd
Frequency MHz	AV Level dBµV	AV Limit dBµV	AV Delta dB	Phase -	PE -
0.25937	30.26	51.45	21.19	N	gnd
0.45078	30.73	46.86	16.13	L1	gnd
0.71093	32.12	46.00	13.88	N	gnd
1.02733	34.06	46.00	11.94	N	gnd
2.1914	28.80	46.00	17.20	L1	gnd
3.94531	22.26	46.00	23.74	N	gnd
15.1289	29.29	50.00	20.71	N	gnd
17.55859	37.81	50.00	12.19	N	gnd



CMA Testing and Certification Laboratories

廠商會檢定中心

TEST REPORT

Report No. : AU0061360(5)

Date : 18 Oct 2016

4 Photograph

4.1 Photographs of the Test Setup for Radiated Emission and Conducted Emission

For electronic filing, the photos are saved with filename 2ACS620RX TSup.pdf.

4.2 Photographs of the External and Internal Configurations of the EUT

For electronic filing, the photos are saved with filename 2ACS620RX ExPho.pdf and 2ACS620RX InPho.pdf.

4.3 Antenna requirement

Appendices A5 shows the antenna is permanently attached and cannot be changed. Therefore it fulfils the section 15.203 requirement



CMA Testing and Certification Laboratories

廠商會檢定中心

TEST REPORT

Report No. : AU0061360(5)

Date : 18 Oct 2016

5 Appendices

A1	Photos of the set-up of Radiated Emissions	3	pages
A2	Photos of the set-up of Conducted Emissions	1	page
A3	Photos of the set-up of Line-conducted Emissions	1	page
A4	Photos of External Configurations	4	pages
A5	Photos of Internal Configurations	6	pages
A6	ID Label/Location	1	page



CMA Testing and Certification Laboratories


廠商會檢定中心

TEST REPORT


Report No. : AU0061360(5)

Date : 18 Oct 2016

A1. Photos of the set-up of Radiated Emissions



30MHz – 1GHz



9kHz – 30MHz

Tested by:

Mr. LEUNG Shu-kan, Ken

Reviewed by:

Mr. WONG Lap-pong, Andrew

FCC ID: 2ACS620RX

Page 121 of 136

This document is issued subject to the latest CMA Testing General Terms and Conditions of Testing and Inspection Services, available on request or accessible at website www.cmatcl.com.
This document shall not be reproduced except in full or with written approval by CMA Testing

CMA Industrial Development Foundation Limited

Room 1302, Yan Hing Centre, 9-13 Wong Chuk Yeung St., Fo Tan, Shatin, N.T., Hong Kong.

Tel: (852) 2698 8198 Fax: (852) 2695 4177 E-mail: info@cmatcl.com Web Site: <http://www.cmatcl.com>



CMA Testing and Certification Laboratories


廠商會檢定中心

TEST REPORT

Report No. : AU0061360(5)

Date : 18 Oct 2016

A1. Photos of the set-up of Radiated Emissions



1GHz – 26GHz

Tested by:

Mr. LEUNG Shu-kan, Ken

Reviewed by:

Mr. WONG Lap-pong, Andrew



CMA Testing and Certification Laboratories


廠商會檢定中心

TEST REPORT


Report No. : AU0061360(5)

Date : 18 Oct 2016

A1. Photos of the set-up of Radiated Emissions



Front view, Charging



Rear view, Charging

Tested by:

Mr. LEUNG Shu-kan, Ken

Reviewed by:

Mr. WONG Lap-pong, Andrew

FCC ID: 2ACS620RX

Page 123 of 136

This document is issued subject to the latest CMA Testing General Terms and Conditions of Testing and Inspection Services, available on request or accessible at website www.cmatcl.com.
This document shall not be reproduced except in full or with written approval by CMA Testing

CMA Industrial Development Foundation Limited

Room 1302, Yan Hing Centre, 9-13 Wong Chuk Yeung St., Fo Tan, Shatin, N.T., Hong Kong.

Tel: (852) 2698 8198 Fax: (852) 2695 4177 E-mail: info@cmatcl.com Web Site: <http://www.cmatcl.com>



CMA Testing and Certification Laboratories

廠商會檢定中心

TEST REPORT

Report No. : AU0061360(5)

Date : 18 Oct 2016

A2. Photos of the set-up of Conducted Emissions



Tested by:

Mr. LEUNG Shu-kan, Ken

Reviewed by:

Mr. WONG Lap-pong, Andrew



CMA Testing and Certification Laboratories


廠商會檢定中心

TEST REPORT


Report No. : AU0061360(5)

Date : 18 Oct 2016

A3. Photos of the set-up of Line-conducted Emissions



Front view



Side view

Tested by:

Mr. LEUNG Shu-kan, Ken

Reviewed by:

Mr. WONG Lap-pong, Andrew

FCC ID: 2ACS620RX

Page 125 of 136

This document is issued subject to the latest CMA Testing General Terms and Conditions of Testing and Inspection Services, available on request or accessible at website www.cmatcl.com.
This document shall not be reproduced except in full or with written approval by CMA Testing

CMA Industrial Development Foundation Limited

Room 1302, Yan Hing Centre, 9-13 Wong Chuk Yeung St., Fo Tan, Shatin, N.T., Hong Kong.

Tel: (852) 2698 8198 Fax: (852) 2695 4177 E-mail: info@cmatcl.com Web Site: <http://www.cmatcl.com>



CMA Testing and Certification Laboratories

廠商會檢定中心

TEST REPORT

Report No. : AU0061360(5)

Date : 18 Oct 2016

A4 Photos of External Configurations



External Configuration 1



External Configuration 2

Tested by:

Mr. LEUNG Shu-kan, Ken

Reviewed by:

Mr. WONG Lap-pong, Andrew

FCC ID: 2ACS620RX

Page 126 of 136

This document is issued subject to the latest CMA Testing General Terms and Conditions of Testing and Inspection Services, available on request or accessible at website www.cmatcl.com.
This document shall not be reproduced except in full or with written approval by CMA Testing

CMA Industrial Development Foundation Limited

Room 1302, Yan Hing Centre, 9-13 Wong Chuk Yeung St., Fo Tan, Shatin, N.T., Hong Kong.

Tel: (852) 2698 8198 Fax: (852) 2695 4177 E-mail: info@cmatcl.com Web Site: <http://www.cmatcl.com>



CMA Testing and Certification Laboratories

廠商會檢定中心

TEST REPORT

Report No. : AU0061360(5)

Date : 18 Oct 2016

A4 Photos of External Configurations



External Configuration 3



External Configuration 4

Tested by:

Handwritten signature of Mr. LEUNG Shu-kan, Ken.

Mr. LEUNG Shu-kan, Ken

Reviewed by:

Handwritten signature of Mr. WONG Lap-pong, Andrew.

Mr. WONG Lap-pong, Andrew

FCC ID: 2ACS620RX

Page 127 of 136

This document is issued subject to the latest CMA Testing General Terms and Conditions of Testing and Inspection Services, available on request or accessible at website www.cmatcl.com.
This document shall not be reproduced except in full or with written approval by CMA Testing

CMA Industrial Development Foundation Limited

Room 1302, Yan Hing Centre, 9-13 Wong Chuk Yeung St., Fo Tan, Shatin, N.T., Hong Kong.

Tel: (852) 2698 8198 Fax: (852) 2695 4177 E-mail: info@cmatcl.com Web Site: <http://www.cmatcl.com>



CMA Testing and Certification Laboratories

廠商會檢定中心

TEST REPORT

Report No. : AU0061360(5)

Date : 18 Oct 2016

A4 Photos of External Configurations



External Configuration 5



External Configuration 6

Tested by:

A handwritten signature in black ink, appearing to read 'Ken'.

Mr. LEUNG Shu-kan, Ken

Reviewed by:

A handwritten signature in black ink, appearing to read 'Andrew'.

Mr. WONG Lap-pong, Andrew

FCC ID: 2ACS620RX

Page 128 of 136

This document is issued subject to the latest CMA Testing General Terms and Conditions of Testing and Inspection Services, available on request or accessible at website www.cmatcl.com.
This document shall not be reproduced except in full or with written approval by CMA Testing.

CMA Industrial Development Foundation Limited

Room 1302, Yan Hing Centre, 9-13 Wong Chuk Yeung St., Fo Tan, Shatin, N.T., Hong Kong.

Tel: (852) 2698 8198 Fax: (852) 2695 4177 E-mail: info@cmatcl.com Web Site: <http://www.cmatcl.com>



CMA Testing and Certification Laboratories

廠商會檢定中心

TEST REPORT

Report No. : AU0061360(5)

Date : 18 Oct 2016

A4 Photos of External Configurations



External Configuration 7

Tested by:

Mr. LEUNG Shu-kan, Ken

Reviewed by:

Mr. WONG Lap-pong, Andrew

FCC ID: 2ACS620RX

Page 129 of 136

This document is issued subject to the latest CMA Testing General Terms and Conditions of Testing and Inspection Services, available on request or accessible at website www.cmatcl.com.
This document shall not be reproduced except in full or with written approval by CMA Testing

CMA Industrial Development Foundation Limited

Room 1302, Yan Hing Centre, 9-13 Wong Chuk Yeung St., Fo Tan, Shatin, N.T., Hong Kong.

Tel: (852) 2698 8198 Fax: (852) 2695 4177 E-mail: info@cmatcl.com Web Site: <http://www.cmatcl.com>



CMA Testing and Certification Laboratories


廠商會檢定中心

TEST REPORT


Report No. : AU0061360(5)

Date : 18 Oct 2016

A5 Photos of Internal Configurations



Internal Configuration 1



Internal Configuration 2

Tested by:

Mr. LEUNG Shu-kan, Ken

Reviewed by:

Mr. WONG Lap-pong, Andrew

FCC ID: 2ACS620RX

Page 130 of 136

This document is issued subject to the latest CMA Testing General Terms and Conditions of Testing and Inspection Services, available on request or accessible at website www.cmatcl.com. This document shall not be reproduced except in full or with written approval by CMA Testing.

CMA Industrial Development Foundation Limited

Room 1302, Yan Hing Centre, 9-13 Wong Chuk Yeung St., Fo Tan, Shatin, N.T., Hong Kong.

Tel: (852) 2698 8198 Fax: (852) 2695 4177 E-mail: info@cmatcl.com Web Site: <http://www.cmatcl.com>



CMA Testing and Certification Laboratories


廠商會檢定中心

TEST REPORT


Report No. : AU0061360(5)

Date : 18 Oct 2016

A5 Photos of Internal Configurations



Internal Configuration 3



Internal Configuration 4

Tested by:

Mr. LEUNG Shu-kan, Ken

Reviewed by:

Mr. WONG Lap-pong, Andrew

FCC ID: 2ACS620RX

Page 131 of 136

This document is issued subject to the latest CMA Testing General Terms and Conditions of Testing and Inspection Services, available on request or accessible at website www.cmatcl.com.
This document shall not be reproduced except in full or with written approval by CMA Testing

CMA Industrial Development Foundation Limited

Room 1302, Yan Hing Centre, 9-13 Wong Chuk Yeung St., Fo Tan, Shatin, N.T., Hong Kong.

Tel: (852) 2698 8198 Fax: (852) 2695 4177 E-mail: info@cmatcl.com Web Site: <http://www.cmatcl.com>



CMA Testing and Certification Laboratories


廠商會檢定中心

TEST REPORT


Report No. : AU0061360(5)

Date : 18 Oct 2016

A5 Photos of Internal Configurations



Internal Configuration 5



Internal Configuration 6

Tested by:

Mr. LEUNG Shu-kan, Ken

Reviewed by:

Mr. WONG Lap-pong, Andrew

FCC ID: 2ACS620RX

Page 132 of 136

This document is issued subject to the latest CMA Testing General Terms and Conditions of Testing and Inspection Services, available on request or accessible at website www.cmatcl.com. This document shall not be reproduced except in full or with written approval by CMA Testing.

CMA Industrial Development Foundation Limited

Room 1302, Yan Hing Centre, 9-13 Wong Chuk Yeung St., Fo Tan, Shatin, N.T., Hong Kong.

Tel: (852) 2698 8198 Fax: (852) 2695 4177 E-mail: info@cmatcl.com Web Site: <http://www.cmatcl.com>



CMA Testing and Certification Laboratories


廠商會檢定中心

TEST REPORT

Report No. : AU0061360(5)

Date : 18 Oct 2016

A5 Photos of Internal Configurations



Internal Configuration 7



Internal Configuration 8

Tested by:

Mr. LEUNG Shu-kan, Ken

Reviewed by:

Mr. WONG Lap-pong, Andrew

FCC ID: 2ACS620RX

Page 133 of 136

This document is issued subject to the latest CMA Testing General Terms and Conditions of Testing and Inspection Services, available on request or accessible at website www.cmatcl.com.
This document shall not be reproduced except in full or with written approval by CMA Testing

CMA Industrial Development Foundation Limited

Room 1302, Yan Hing Centre, 9-13 Wong Chuk Yeung St., Fo Tan, Shatin, N.T., Hong Kong.

Tel: (852) 2698 8198 Fax: (852) 2695 4177 E-mail: info@cmatcl.com Web Site: <http://www.cmatcl.com>



CMA Testing and Certification Laboratories

廠商會檢定中心

TEST REPORT

Report No. : AU0061360(5)

Date : 18 Oct 2016

A5 Photos of Internal Configurations



Internal Configuration 9

Tested by:

A handwritten signature in black ink, appearing to read 'Ken'.

Mr. LEUNG Shu-kan, Ken

Reviewed by:

A handwritten signature in black ink, appearing to read 'AP'.

Mr. WONG Lap-pong, Andrew

FCC ID: 2ACS620RX

Page 134 of 136

This document is issued subject to the latest CMA Testing General Terms and Conditions of Testing and Inspection Services, available on request or accessible at website www.cmatcl.com.
This document shall not be reproduced except in full or with written approval by CMA Testing.

CMA Industrial Development Foundation Limited

Room 1302, Yan Hing Centre, 9-13 Wong Chuk Yeung St., Fo Tan, Shatin, N.T., Hong Kong.

Tel: (852) 2698 8198 Fax: (852) 2695 4177 E-mail: info@cmatcl.com Web Site: <http://www.cmatcl.com>



CMA Testing and Certification Laboratories


廠商會檢定中心

TEST REPORT

Report No. : AU0061360(5)

Date : 18 Oct 2016

A5 Photos of Internal Configurations



EUT antenna 1



EUT antenna 2

Tested by:

Mr. LEUNG Shu-kan, Ken

Reviewed by:

Mr. WONG Lap-pong, Andrew

FCC ID: 2ACS620RX

Page 135 of 136

This document is issued subject to the latest CMA Testing General Terms and Conditions of Testing and Inspection Services, available on request or accessible at website www.cmatcl.com. This document shall not be reproduced except in full or with written approval by CMA Testing.

CMA Industrial Development Foundation Limited

Room 1302, Yan Hing Centre, 9-13 Wong Chuk Yeung St., Fo Tan, Shatin, N.T., Hong Kong.

Tel: (852) 2698 8198 Fax: (852) 2695 4177 E-mail: info@cmatcl.com Web Site: <http://www.cmatcl.com>



CMA Testing and Certification Laboratories

廠商會檢定中心

TEST REPORT

Report No. : AU0061360(5)

Date : 18 Oct 2016

A6 ID Label / Location



ID Label 1



ID Label 2

***** End of Report *****

Tested by:

Mr. LEUNG Shu-kan, Ken

Reviewed by:

Mr. WONG Lap-pong, Andrew

FCC ID: 2ACS620RX