



CMA Testing and Certification Laboratories

廠商會檢定中心

TEST REPORT

Report No. : AU0055299(8) Date : 15 Sep 2016

Application No. : LU031841(6)

Applicant : Zego Electronic Company Limited
Room 703, Kowloon Building,
555 Nathan Road, Kowloon, HK

Sample Description : One(1) item of submitted sample stated to be Copter of Stunt Drone
of Model No. 317889
Sample registration No. : RU038082-001
Radio Frequency : 2402MHz – 2475MHz Transceiver
Rating : 3.7V rechargeable battery
: USB 5V charging adaptor
No. of submitted sample : Two (2) set (s)

Date Received : 06 Sep 2016

Test Period : 06 Sep 2016 to 09 Sep 2016

Test Requested : FCC Part 15 Certification, FCC Part 15 Verification Procedure

Test Method : 47 CFR Part 15 (10-1-15 Edition)
ANSI C63.4 – 2014, ANSI C63.10 – 2013


Test Engineer : Mr. LEUNG Shu-kan, Ken

Test Result : See attached sheet(s) from page 2 to 64.

Conclusion : The submitted sample was found to comply with requirement of FCC Part 15
Subpart B and C.

For and on behalf of
CMA Industrial Development Foundation Limited

Authorized Signature : _____


Mr. WONG Lap-pong, Andrew
Manager
Electrical Division

Page 1 of 64

FCC ID: 2ACS619RX



CMA Testing and Certification Laboratories

廠商會檢定中心

TEST REPORT

Report No. : AU0055299(8)

Date : 15 Sep 2016

Table of Contents

1	General Information	3
1.1	General Description	3
1.2	Location of the test site	4
1.3	List of measuring equipment.....	5
1.4	Measurement Uncertainty.....	6
2	Description of the emission test	7
2.1	Test Procedure	7
2.2	Conducted Emission Measurement Data	8
2.3	Radiated Emission Measurement Data	36
3	Description of the Line-conducted Test	48
3.1	Test Procedure	48
3.2	Test Result	48
3.3	Graph and Table of Conducted Emission Measurement Data	49
4	Photograph	50
4.1	Photographs of the Test Setup for Radiated Emission and Conducted Emission.....	50
4.2	Photographs of the External and Internal Configurations of the EUT.....	50
4.3	Antenna requirement.....	50
5	Appendices.....	51



CMA Testing and Certification Laboratories

廠商會檢定中心

TEST REPORT

Report No. : AU0055299(8)

Date : 15 Sep 2016

1 General Information

1.1 General Description

The equipment under test (EUT) is a copter for Stunt Drone. The EUT is power by 3.7V rechargeable battery. It operates at 2402MHz – 2475MHz. When the receiver receives radio signal from transmitter, it will take the corresponding actions.

The brief circuit description is listed as follows:

- U1, U3 and its associated circuit act as MCU
- U2 and its associated circuit act as RF circuit
- Y1 and its associated circuit act as oscillator
- Q13 and its associated circuit act as LED
- Q1, Q6, Q7, Q12, Q15, Q20, Q21, Q26 and its associated circuit act as motor



CMA Testing and Certification Laboratories

廠商會檢定中心

TEST REPORT

Report No. : AU0055299(8)

Date : 15 Sep 2016

1.2 Location of the test site

FCC Registered Test Site Number: 552221

Radiated emissions measurements are investigated and taken pursuant to the procedures of ANSI C63.10 – 2013. A Semi-Anechoic Chamber Testing Site is set up for investigation and located at:

Ground Floor, Yan Hing Centre,
9 – 13 Wong Chuk Yeung Street,
Fo Tan, Shatin,
New Territories,
Hong Kong.

Conducted emissions measurements are investigated and also taken pursuant to the procedures of ANSI C63.10 – 2013. A shielded room is located at :

Ground Floor, Yan Hing Centre,
9 – 13 Wong Chuk Yeung Street,
Fo Tan, Shatin,
New Territories,
Hong Kong.



CMA Testing and Certification Laboratories

廠商會檢定中心

TEST REPORT

Report No. : AU0055299(8)

Date : 15 Sep 2016

1.3 List of measuring equipment

Equipment	Manufacturer	Model No.	Serial No.	Calibration Due Date	Calibration Period
EMI Test Receiver	R&S	ESCI	100152	27 Sep 2016	1Year
Spectrum Analyzer	R&S	FSV40	100964	09 Feb 2017	1Year
Broadband Antenna	Schaffner	CBL6112B	2718	15 Mar 2017	2Years
Loop Antenna	EMCO	6502	00056620	25 Jan 2018	2Years
Horn Antenna	Schwarzbeck	BBHA 9120D	9120D-531	24 Nov 2016	2Years
Broadband Pre-Amplifier	Schwarzbeck	BBV 9718	9718-119	24 Nov 2016	2Years
Horn Antenna	Schwarzbeck	BBHA 9170	BBHA9170442	02 Aug 2017	2Years
Broadband Pre-Amplifier	Schwarzbeck	BBV 9719	9719-010	02 Aug 2017	2Years
Coaxial Cable	Schaffner	RG 213/U	N/A	18 May 2017	1Year
Coaxial Cable	Suhner	RG 214/U	N/A	18 May 2017	1Year
Coaxial Cable	Suhner	Sucoflex_104	N/A	13 Dec 2016	1Year
LISN	R&S	ENV216	101323	21 Oct 2016	1Year
Coaxial Cable	Tyco Electronics	RG 58C/U	N/A	01 Nov 2016	1Year
TS8997 Testing System					
Spectrum Analyzer	R&S	FSV 40	101190	12 May 2017	1Year
Vector Generator	R&S	SMBV100A	262024	04 May 2017	1Year
Generator	R&S	SMB100A	103230	24 May 2017	1Year
OSP	R&S	OSP	OSP120 V02	06 Jun 2017	1Year

Support equipment:

Adaptor
Model: A1299

Supply by CMA



CMA Testing and Certification Laboratories

廠商會檢定中心

TEST REPORT

Report No. : AU0055299(8)

Date : 15 Sep 2016

1.4 Measurement Uncertainty

The reported uncertainty is based on a standard uncertainty multiplied by a coverage factor $k=2$, providing a level of confidence of approximately 95%.

Radiated emissions

Frequency	Uncertainty (U_{lab})
30MHz ~ 200MHz (Horizontal)	4.83dB
30MHz ~ 200MHz (Vertical)	4.84dB
200MHz ~1000MHz (Horizontal)	4.87dB
200MHz ~1000MHz (Vertical)	5.94dB
1GHz ~6GHz	4.41dB
6GHz ~18GHz	4.64dB

Line-conducted emissions

Frequency	Uncertainty (U_{lab})
150kHz~30MHz	2.64dB



CMA Testing and Certification Laboratories

廠商會檢定中心

TEST REPORT

Report No. : AU0055299(8)

Date : 15 Sep 2016

2 Description of the emission test

2.1 Test Procedure

Radiated emissions measurements are investigated and taken pursuant to the procedures of ANSI C63.10 – 2013.

The equipment under test (EUT) was placed on a non-conductive turntable with dimensions of 1.5m x 1m and 0.8m high above the ground for below 1GHz measurement and 1.5m high above the ground for above 1GHz measurement. 3m from the EUT, a broadband antenna mounting on the mast received the signal strength. The turntable was rotated to maximize the emission level. The antenna was then moving along the mast from 1m up to 4m until no more higher value was found. Both horizontal and vertical polarization of the antenna were placed and investigated.

For below 30MHz, a loop antenna with its vertical plane is placed 3m from the EUT and rotated about its vertical axis for maximum response at each azimuth about the EUT. And the centre of the loop shall be 1 m above the ground.

For 30MHz to 1GHz, broadband antenna with its vertical and horizontal plane is placed 3m from the EUT and rotated about its vertical and horizontal axis for maximum response at each azimuth about the EUT. And the reference point of antenna shall be 1 m above the ground.

For above 1GHz, horn antenna with its vertical and horizontal plane is placed 3m from the EUT and rotated about its vertical and horizontal axis for maximum response at each azimuth about the EUT. Preamplifier and High Pass filter was used for measurements. The reference point of antenna shall be 1 m above the ground.

The device was rotated through three orthogonal to determine which attitude and configuration produce the highest emission during measurement for Radiated Emission measurement.

The EUT will connect to TS 8997 testing system for direct conducted measurement.



CMA Testing and Certification Laboratories

廠商會檢定中心

TEST REPORT

Report No. : AU0055299(8)

Date : 15 Sep 2016

2.2 Conducted Emission Measurement Data

Environmental conditions:

Parameter	Recorded value	
Ambient temperature:	26	°C
Relative humidity:	61	%

Summary

Test	Frequency (MHz)	Nominal Power (dBm)	Nominal Bandwidth (MHz)	Result
RF output power	2402.000	0.0	1.000000	PASS
Power Spectral Density	2402.000	0.0	1.000000	PASS
Minimum Emission Bandwidth 6 dB	2402.000	0.0	1.000000	PASS
Band Edge low	2402.000	0.0	1.000000	PASS
Tx Spurious Emission	2402.000	0.0	1.000000	PASS
Rx Spurious Emission	2402.000	0.0	1.000000	PASS
RF output power	2433.000	0.0	1.000000	PASS
Power Spectral Density	2433.000	0.0	1.000000	PASS
Minimum Emission Bandwidth 6 dB	2433.000	0.0	1.000000	PASS
Tx Spurious Emission	2433.000	0.0	1.000000	PASS
Rx Spurious Emission	2433.000	0.0	1.000000	PASS
RF output power	2475.000	0.0	1.000000	PASS
Power Spectral Density	2475.000	0.0	1.000000	PASS
Minimum Emission Bandwidth 6 dB	2475.000	0.0	1.000000	PASS
Band Edge high	2475.000	0.0	1.000000	PASS
Tx Spurious Emission	2475.000	0.0	1.000000	PASS
Rx Spurious Emission	2475.000	0.0	1.000000	PASS



CMA Testing and Certification Laboratories

廠商會檢定中心

TEST REPORT

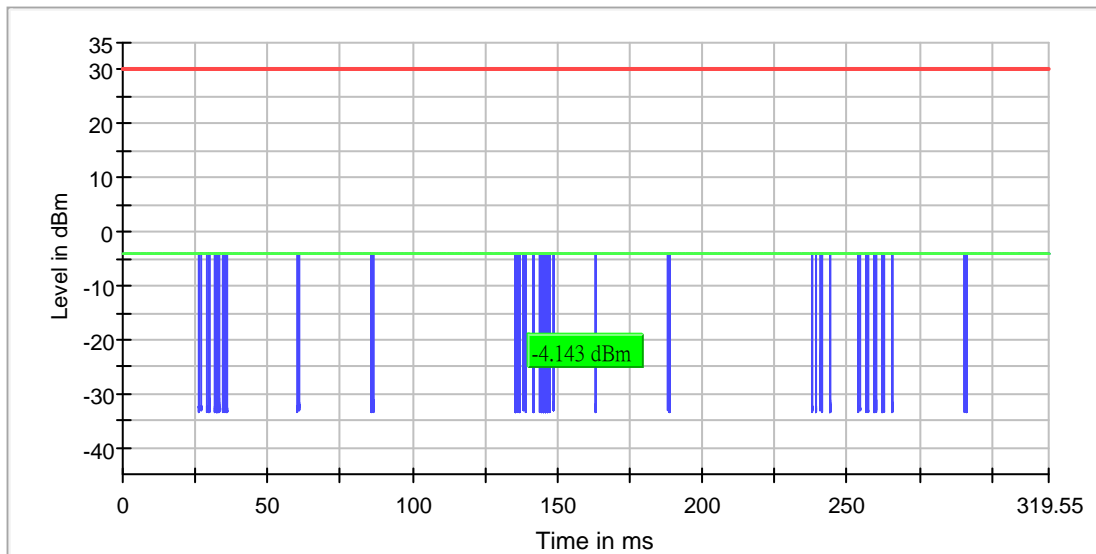
Report No. : AU0055299(8)

Date : 15 Sep 2016

RF output power (2402 MHz)

Result

DUT Frequency (MHz)	Gated EIRP (dBm)	Limit Max (dBm)	DutyCycle (%)	Result
2402.000000	-4.1	30.0	31.988	PASS





CMA Testing and Certification Laboratories

廠商會檢定中心

TEST REPORT

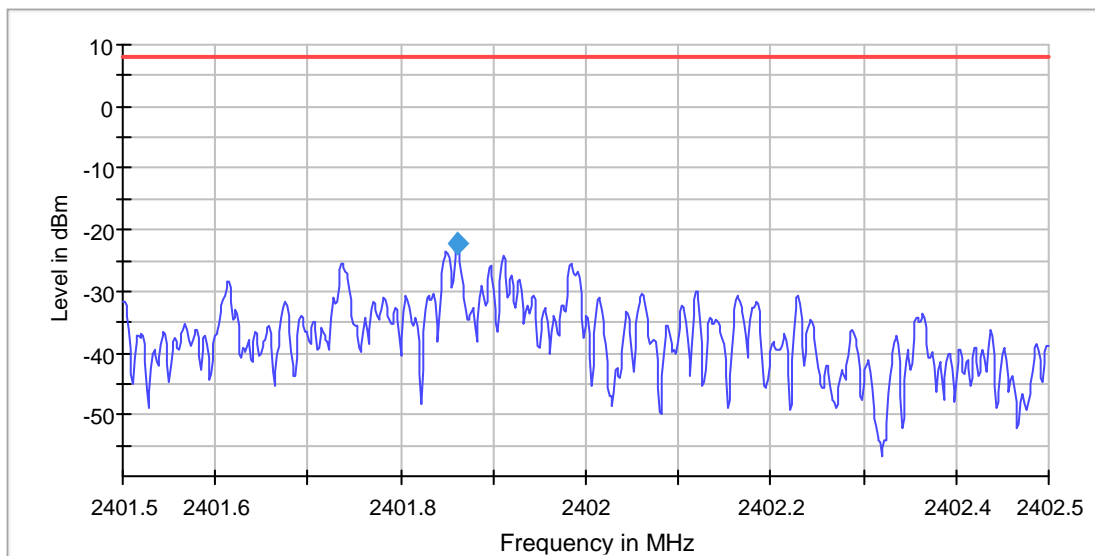
Report No. : AU0055299(8)

Date : 15 Sep 2016

Power Spectral Density (2402 MHz)

Result

DUT Frequency (MHz)	Frequency (MHz)	PSD (dBm)	Limit Max (dBm)	Result
2402.000000	2401.861527	-22.346	8.0	PASS



Measurement

Setting	Instrument Value	Target Value	Setting	Instrument Value	Target Value
Start Frequency	2.40150 GHz	2.40150 GHz	Stablemode	Trace	Trace
Stop Frequency	2.40250 GHz	2.40250 GHz	Stablevalue	0.30	0.30
Span	1.000 MHz	1.000 MHz	Run	3 / max. 150	max. 150
RBW	3.000 kHz	<= 3.000 kHz	Stable	3 / 3	3
VBW	10.000 kHz	>= 9.000 kHz			
SweepPoints	667	~ 667			
Sweeptime	667.000 ms	667.000 ms			
Reference Level	-10.000 dBm	-10.000 dBm			
Attenuation	10.000 dB	AUTO			
Detector	RMS	RMS			
SweepCount	1	1			
Filter	3 dB	3 dB			
Trace Mode	Max Hold	Max Hold			
Sweeptype	Sweep	AUTO			
Preamp	off	off			



CMA Testing and Certification Laboratories

廠商會檢定中心

TEST REPORT

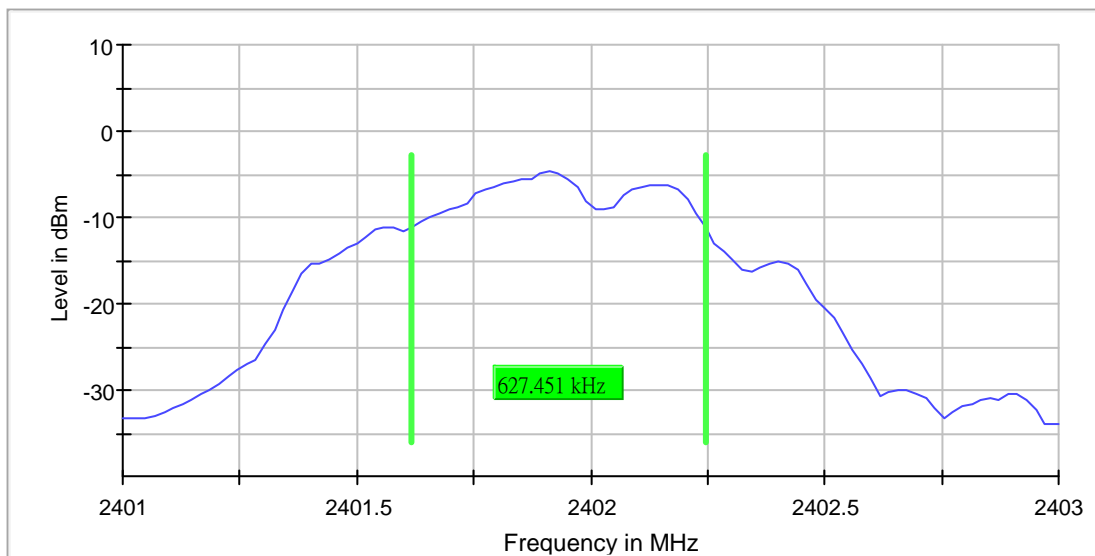
Report No. : AU0055299(8)

Date : 15 Sep 2016

Minimum Emission Bandwidth 6 dB (2402 MHz)

6 dB Bandwidth

DUT Frequency (MHz)	Bandwidth (MHz)	Limit Min (MHz)	Limit Max (MHz)	Band Edge Left (MHz)	Band Edge Right (MHz)	Max Level (dBm)	Result
2402.000000	0.627451	0.500000	---	2401.617647	2402.245098	-4.7	PASS



Measurement

Setting	Instrument Value	Target Value	Setting	Instrument Value	Target Value
Start Frequency	2.40100 GHz	2.40100 GHz	Stablemode	Trace	Trace
Stop Frequency	2.40300 GHz	2.40300 GHz	Stablevalue	0.30	0.30
Span	2.000 MHz	2.000 MHz	Run	22 / max. 150	max. 150
RBW	100.000 kHz	~ 100.000 kHz	Stable	15 / 15	15
VBW	300.000 kHz	~ 300.000 kHz			
SweepPoints	101	~ 20			
SweepTime	18.938 μ s	AUTO			
Reference Level	-10.000 dBm	-10.000 dBm			
Attenuation	10.000 dB	AUTO			
Detector	MaxPeak	MaxPeak			
SweepCount	100	100			
Filter	3 dB	3 dB			
Trace Mode	Max Hold	AUTO Hold			
SweepType	FFT	AUTO			
Preamp	off	off			



CMA Testing and Certification Laboratories

廠商會檢定中心

TEST REPORT

Report No. : AU0055299(8)

Date : 15 Sep 2016

Band Edge low (2402 MHz)

Result

DUT Frequency (MHz)	Result
2402.000000	PASS

Inband Peak

Frequency (MHz)	Level (dBm)
2401.873878	-14.0

Measurements

Frequency (MHz)	Level (dBm)	Margin (dB)	Limit (dBm)	Result
2399.825097	-55.9	22.0	-34.0	PASS
2399.875069	-56.1	22.1	-34.0	PASS
2399.925042	-56.6	22.6	-34.0	PASS
2399.775125	-56.9	22.9	-34.0	PASS
2399.725153	-58.8	24.8	-34.0	PASS
2399.425319	-59.7	25.7	-34.0	PASS
2399.475292	-59.7	25.8	-34.0	PASS
2399.375347	-60.4	26.5	-34.0	PASS
2399.675180	-60.8	26.8	-34.0	PASS
2399.525264	-60.9	26.9	-34.0	PASS
2399.325375	-61.3	27.3	-34.0	PASS
2399.275403	-62.0	28.0	-34.0	PASS
2385.832871	-62.0	28.0	-34.0	PASS
2399.575236	-62.1	28.1	-34.0	PASS
2399.625208	-62.1	28.2	-34.0	PASS



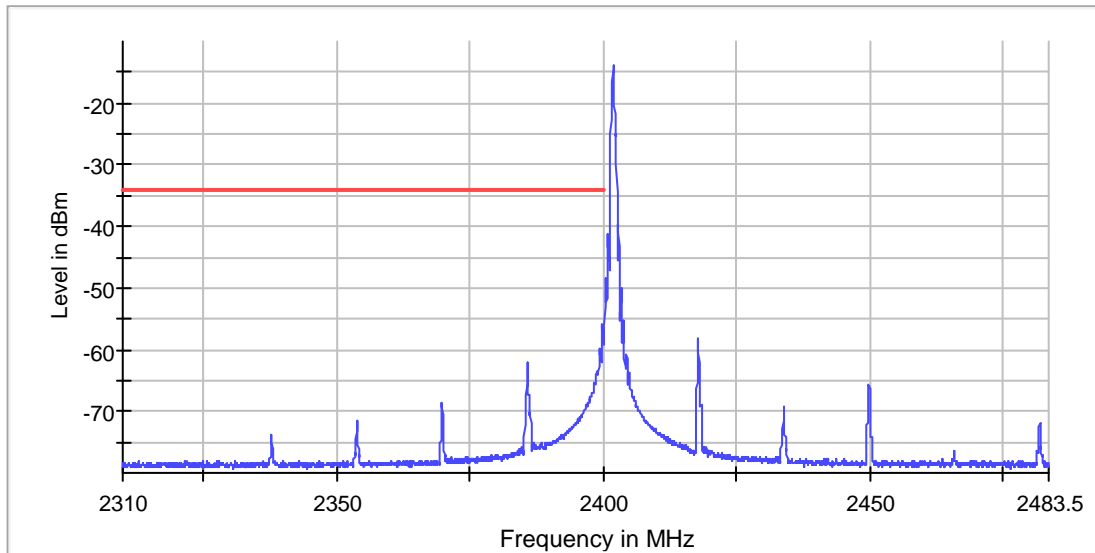
CMA Testing and Certification Laboratories

廠商會檢定中心

TEST REPORT

Report No. : AU0055299(8)

Date : 15 Sep 2016



Measurement 1

Measurement 2

Setting	Instrument Value	Target Value	Setting	Instrument Value	Target Value
RBW	100.000 kHz	<= 100.000 kHz	RBW	100.000 kHz	<= 100.000 kHz
VBW	300.000 kHz	>= 300.000 kHz	VBW	300.000 kHz	>= 300.000 kHz
SweepPoints	1670	~ 1670	SweepPoints	1800	~ 1800
SweepTime	1.670 s	1.670 s	SweepTime	1.800 s	1.800 s
Reference Level	-10.000 dBm	-10.000 dBm	Reference Level	-10.000 dBm	-10.000 dBm
Attenuation	10.000 dB	AUTO	Attenuation	10.000 dB	AUTO
Detector	RMS	RMS	Detector	RMS	RMS
SweepCount	3	3	SweepCount	3	3
Filter	3 dB	3 dB	Filter	3 dB	3 dB
Trace Mode	Max Hold	Max Hold	Trace Mode	Max Hold	Max Hold
SweepType	Sweep	AUTO	SweepType	Sweep	AUTO
Preamp	off	off	Preamp	off	off
Stablemode	Trace	Trace	Stablemode	Trace	Trace
Stablevalue	0.30	0.30	Stablevalue	0.30	0.30
Run	3 / max. 15	max. 15	Run	3 / max. 15	max. 15
Stable	3 / 3	3	Stable	3 / 3	3



CMA Testing and Certification Laboratories

廠商會檢定中心

TEST REPORT

Report No. : AU0055299(8)

Date : 15 Sep 2016

Tx Spurious Emission (2402 MHz)

Result

DUT Frequency (MHz)	Result
2402.000000	PASS

Final measurements

Frequency (MHz)	Level Pre Measurement (dBm)	level (dBm)	Limit (dBm)	Margin (dB)	Result
2371.260264	-46.2	-74.9	-41.2	33.7	PASS
2374.259193	-46.0	-75.0	-41.2	33.8	PASS
2381.256694	-43.4	-73.0	-41.2	31.8	PASS
2389.253838	-38.8	-69.0	-41.2	27.7	PASS

Pre Measurements

Frequency (MHz)	Level (dBm)	Margin (dB)	Limit (dBm)
2389.253838	-38.8	-2.4	-41.2
2389.753659	-38.9	-2.4	-41.2
2388.254195	-39.6	-1.7	-41.2
2387.754373	-39.9	-1.3	-41.2
2388.754016	-41.4	0.2	-41.2
2387.254552	-42.2	1.0	-41.2
2381.256694	-43.4	2.2	-41.2
2381.756516	-45.3	4.1	-41.2
2374.259193	-46.0	4.8	-41.2
2373.759372	-46.0	4.8	-41.2
2371.260264	-46.2	4.9	-41.2
2373.259550	-46.4	5.1	-41.2
2368.761157	-47.6	6.4	-41.2
2367.761514	-47.9	6.7	-41.2
2366.761871	-48.4	7.2	-41.2

Measurement Settings

Start Frequency (MHz)	Stop Frequency (MHz)	Pre Measurement	Final Measurement
30.000000	1000.000000	1	1
1000.000000	2400.000000	2	2
2400.000000	2483.500000	2	2
2483.500000	7000.000000	2	2
7000.000000	26000.000000	2	2



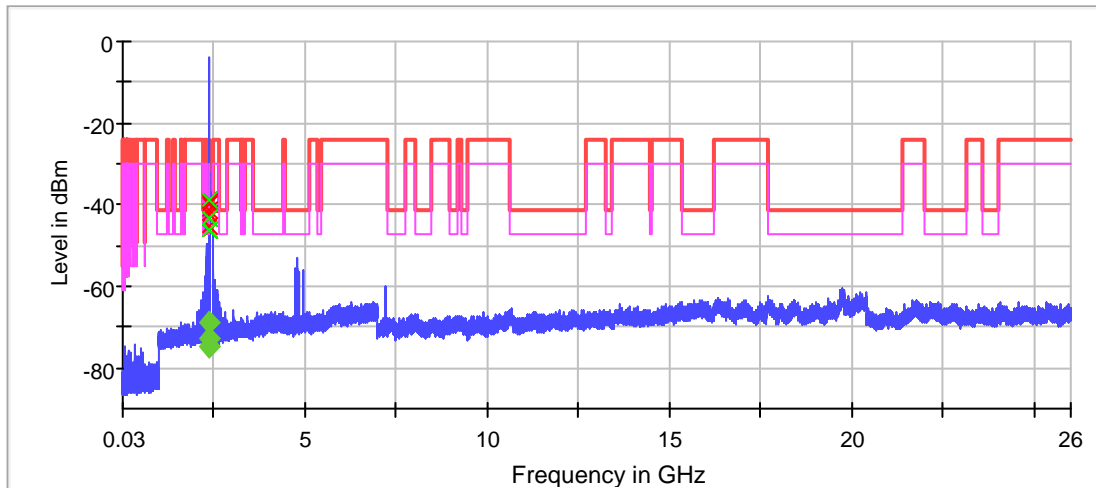
CMA Testing and Certification Laboratories

廠商會檢定中心

TEST REPORT

Report No. : AU0055299(8)

Date : 15 Sep 2016



- ✗ Limit [limit.Result:1]

◆ Threshold [limit.2.Result:1]
- ✗ Sum Level [trace.Result:1]

◆ Critical [Over Limit.Result:1]

Pre Measurement 1

Pre Measurement 2

Setting	Instrument Value	Target Value	Setting	Instrument Value	Target Value
RBW	100.000 kHz	<= 100.000 kHz	RBW	1.000 MHz	<= 1.000 MHz
VBW	300.000 kHz	>= 300.000 kHz	VBW	3.000 MHz	>= 3.000 MHz
SweepPoints	19400	~ 19400	SweepPoints	2800	~ 2800
SweepTime	19.400 ms	AUTO	SweepTime	2.800 ms	AUTO
Reference Level	-30.000 dBm	-30.000 dBm	Reference Level	-30.000 dBm	-30.000 dBm
Attenuation	0.000 dB	AUTO	Attenuation	0.000 dB	AUTO
Detector	MaxPeak	MaxPeak	Detector	MaxPeak	MaxPeak
SweepCount	30	30	SweepCount	30	30
Filter	3 dB	3 dB	Filter	3 dB	3 dB
Trace Mode	Max Hold	Max Hold	Trace Mode	Max Hold	Max Hold
Sweeptype	Sweep	AUTO	Sweeptype	Sweep	AUTO
Preamp	off	off	Preamp	off	off
Stablemode	Trace	Trace	Stablemode	Trace	Trace
Stablevalue	0.30	0.30	Stablevalue	0.30	0.30
Run	3 / max. 150	max. 150	Run	3 / max. 150	max. 150
Stable	3 / 3	3	Stable	3 / 3	3



CMA Testing and Certification Laboratories

廠商會檢定中心

TEST REPORT

Report No. : AU0055299(8)

Date : 15 Sep 2016

Final Measurement 2

Setting	Instrument Value	Target Value
Span	ZeroSpan	ZeroSpan
RBW	1.000 MHz	~ 1.000 MHz
VBW	3.000 MHz	~ 3.000 MHz
SweepPoints	10001	~ 10001
SweepTime	1.000 s	1.000 s
Reference Level	-10.000 dBm	-10.000 dBm
Attenuation	0.000 dB	0.000 dB
Detector	RMS	RMS
SweepCount	1	1
Filter	3 dB	3 dB
Trace Mode	Clear Write	Clear Write
SweepType	Sweep	AUTO
Preamp	off	off



CMA Testing and Certification Laboratories

廠商會檢定中心

TEST REPORT

Report No. : AU0055299(8)

Date : 15 Sep 2016

Rx Spurious Emission (2402 MHz)

Result

DUT Frequency (MHz)	Result
2402.000000	PASS

Final measurements

Frequency (MHz)	Level Pre Measurement (dBm)	level (dBm)	Limit (dBm)	Margin (dB)	Result
---	---	---	---	---	---

Pre Measurements

Frequency (MHz)	Level (dBm)	Margin (dB)	Limit (dBm)
19709.831062	-59.8	18.6	-41.2
19711.830956	-60.0	18.8	-41.2
19717.830640	-60.3	19.0	-41.2
19723.830325	-60.3	19.1	-41.2
19757.828535	-60.5	19.2	-41.2
19718.830588	-60.8	19.6	-41.2
19716.830693	-60.9	19.6	-41.2
19701.831483	-60.9	19.7	-41.2
19732.829851	-60.9	19.7	-41.2
19779.827378	-61.0	19.8	-41.2
20394.795011	-61.1	19.8	-41.2
19715.830746	-61.1	19.9	-41.2
19769.827904	-61.1	19.9	-41.2
19747.829062	-61.2	20.0	-41.2
19704.831325	-61.2	20.0	-41.2

Measurement Settings

Start Frequency (MHz)	Stop Frequency (MHz)	Pre Measurement	Final Measurement
30.000000	1000.000000	1	1
1000.000000	7000.000000	2	2
7000.000000	26000.000000	2	2



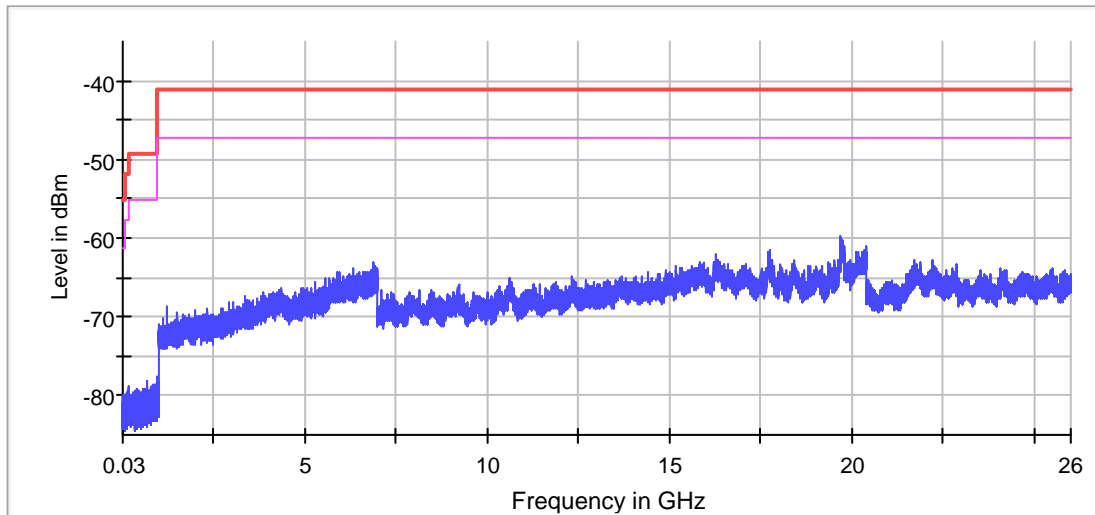
CMA Testing and Certification Laboratories

廠商會檢定中心

TEST REPORT

Report No. : AU0055299(8)

Date : 15 Sep 2016



— Limit [limit.Result:1] × Threshold [limit.2.Result:1]

Pre Measurement 1

Pre Measurement 2

Setting	Instrument Value	Target Value	Setting	Instrument Value	Target Value
RBW	100.000 kHz	<= 100.000 kHz	RBW	1.000 MHz	<= 1.000 MHz
VBW	300.000 kHz	>= 300.000 kHz	VBW	3.000 MHz	>= 3.000 MHz
SweepPoints	9700	~ 9700	SweepPoints	6000	~ 6000
SweepTime	9.700 ms	AUTO	SweepTime	6.000 ms	AUTO
Reference Level	-67.000 dBm	-67.000 dBm	Reference Level	-67.000 dBm	-67.000 dBm
Attenuation	0.000 dB	AUTO	Attenuation	0.000 dB	AUTO
Detector	MaxPeak	MaxPeak	Detector	MaxPeak	MaxPeak
SweepCount	100	100	SweepCount	100	100
Filter	3 dB	3 dB	Filter	3 dB	3 dB
Trace Mode	Max Hold	Max Hold	Trace Mode	Max Hold	Max Hold
Sweeptype	Sweep	AUTO	Sweeptype	Sweep	AUTO
Preamp	off	off	Preamp	off	off
Stablemode	Trace	Trace	Stablemode	Trace	Trace
Stablevalue	0.30	0.30	Stablevalue	0.30	0.30
Run	3 / max. 150	max. 150	Run	3 / max. 150	max. 150
Stable	3 / 3	3	Stable	3 / 3	3



CMA Testing and Certification Laboratories

廠商會檢定中心

TEST REPORT

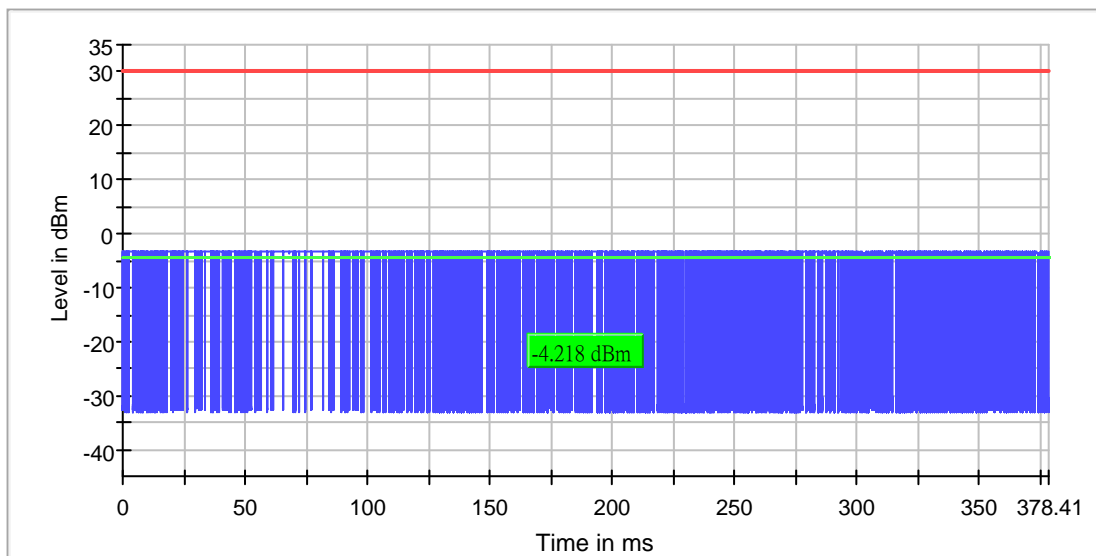
Report No. : AU0055299(8)

Date : 15 Sep 2016

RF output power (2433 MHz)

Result

DUT Frequency (MHz)	Gated EIRP (dBm)	Limit Max (dBm)	DutyCycle (%)	Result
2433.000000	-4.2	30.0	37.844	PASS





CMA Testing and Certification Laboratories

廠商會檢定中心

TEST REPORT

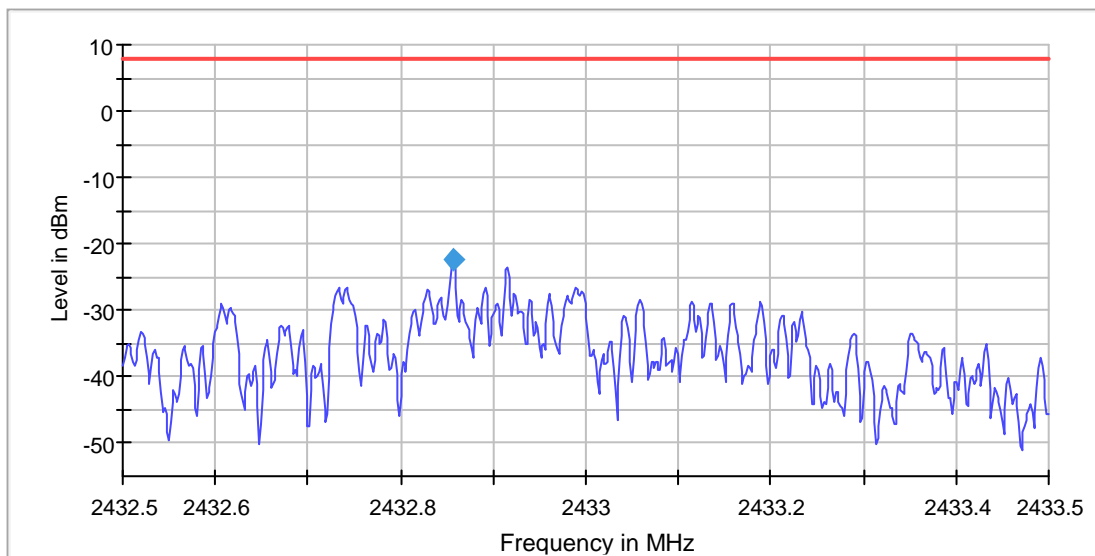
Report No. : AU0055299(8)

Date : 15 Sep 2016

Power Spectral Density (2433 MHz)

Result

DUT Frequency (MHz)	Frequency (MHz)	PSD (dBm)	Limit Max (dBm)	Result
2433.000000	2432.857036	-22.365	8.0	PASS



Measurement

Setting	Instrument Value	Target Value	Setting	Instrument Value	Target Value
Start Frequency	2.43250 GHz	2.43250 GHz	Stablemode	Trace	Trace
Stop Frequency	2.43350 GHz	2.43350 GHz	Stablevalue	0.30	0.30
Span	1.000 MHz	1.000 MHz	Run	3 / max. 150	max. 150
RBW	3.000 kHz	<= 3.000 kHz	Stable	3 / 3	3
VBW	10.000 kHz	>= 9.000 kHz			
SweepPoints	667	~ 667			
SweepTime	667.000 ms	667.000 ms			
Reference Level	-10.000 dBm	-10.000 dBm			
Attenuation	10.000 dB	AUTO			
Detector	RMS	RMS			
SweepCount	1	1			
Filter	3 dB	3 dB			
Trace Mode	Max Hold	Max Hold			
SweepType	Sweep	AUTO			
Preamp	off	off			



CMA Testing and Certification Laboratories

廠商會檢定中心

TEST REPORT

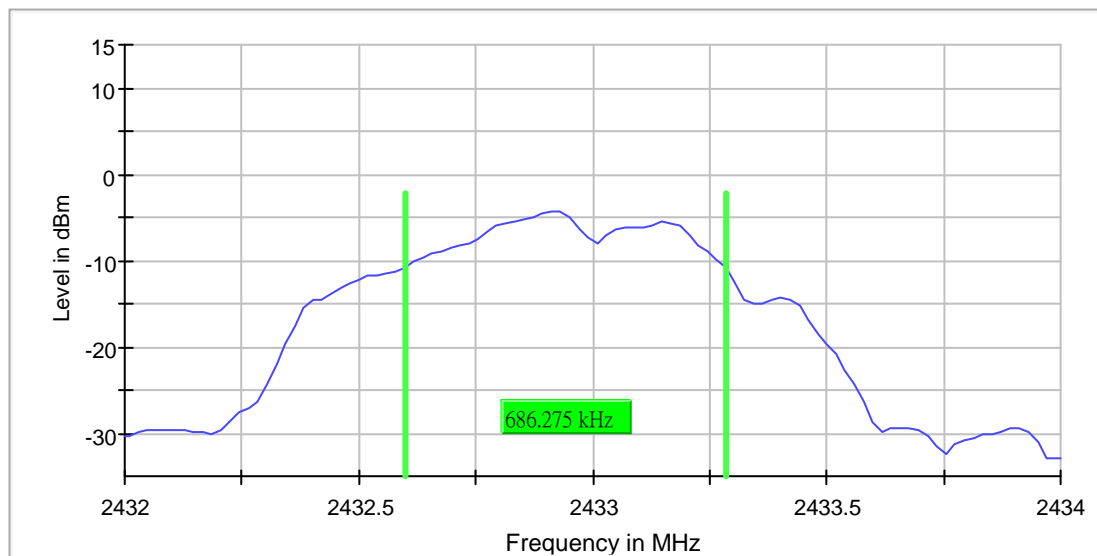
Report No. : AU0055299(8)

Date : 15 Sep 2016

Minimum Emission Bandwidth 6 dB (2433 MHz)

6 dB Bandwidth

DUT Frequency (MHz)	Bandwidth (MHz)	Limit Min (MHz)	Limit Max (MHz)	Band Edge Left (MHz)	Band Edge Right (MHz)	Max Level (dBm)	Result
2433.000000	0.686275	0.500000	---	2432.598039	2433.284314	-4.2	PASS



Measurement

Setting	Instrument Value	Target Value	Setting	Instrument Value	Target Value
Start Frequency	2.43200 GHz	2.43200 GHz	Stablemode	Trace	Trace
Stop Frequency	2.43400 GHz	2.43400 GHz	Stablevalue	0.30	0.30
Span	2.000 MHz	2.000 MHz	Run	19 / max. 150	max. 150
RBW	100.000 kHz	~ 100.000 kHz	Stable	15 / 15	15
VBW	300.000 kHz	~ 300.000 kHz			
SweepPoints	101	~ 20			
SweepTime	18.938 μ s	AUTO			
Reference Level	-10.000 dBm	-10.000 dBm			
Attenuation	10.000 dB	AUTO			
Detector	MaxPeak	MaxPeak			
SweepCount	100	100			
Filter	3 dB	3 dB			
Trace Mode	Max Hold	Max Hold			
SweepType	FFT	AUTO			
Preamp	off	off			



CMA Testing and Certification Laboratories

廠商會檢定中心

TEST REPORT

Report No. : AU0055299(8)

Date : 15 Sep 2016

Tx Spurious Emission (2433 MHz)

Result

DUT Frequency (MHz)	Result
2433.000000	PASS

Final measurements

Frequency (MHz)	Level Pre Measurement (dBm)	level (dBm)	Limit (dBm)	Margin (dB)	Result
---	---	---	---	---	---

Pre Measurements

Frequency (MHz)	Level (dBm)	Margin (dB)	Limit (dBm)
2389.253838	-49.6	8.3	-41.2
2388.754016	-49.7	8.5	-41.2
2487.749530	-51.1	9.9	-41.2
2376.258479	-51.1	9.9	-41.2
2382.256337	-51.2	10.0	-41.2
2378.757587	-51.5	10.3	-41.2
2375.758658	-51.8	10.6	-41.2
2374.259193	-52.2	10.9	-41.2
2376.758301	-52.4	11.2	-41.2
2364.762585	-53.1	11.9	-41.2
4865.486302	-53.4	12.2	-41.2
4864.986357	-53.6	12.4	-41.2
2357.765084	-53.7	12.5	-41.2
4866.486191	-53.9	12.6	-41.2
4865.986246	-53.9	12.7	-41.2

Measurement Settings

Start Frequency (MHz)	Stop Frequency (MHz)	Pre Measurement	Final Measurement
30.000000	1000.000000	1	1
1000.000000	2400.000000	2	2
2400.000000	2483.500000	2	2
2483.500000	7000.000000	2	2
7000.000000	26000.000000	2	2



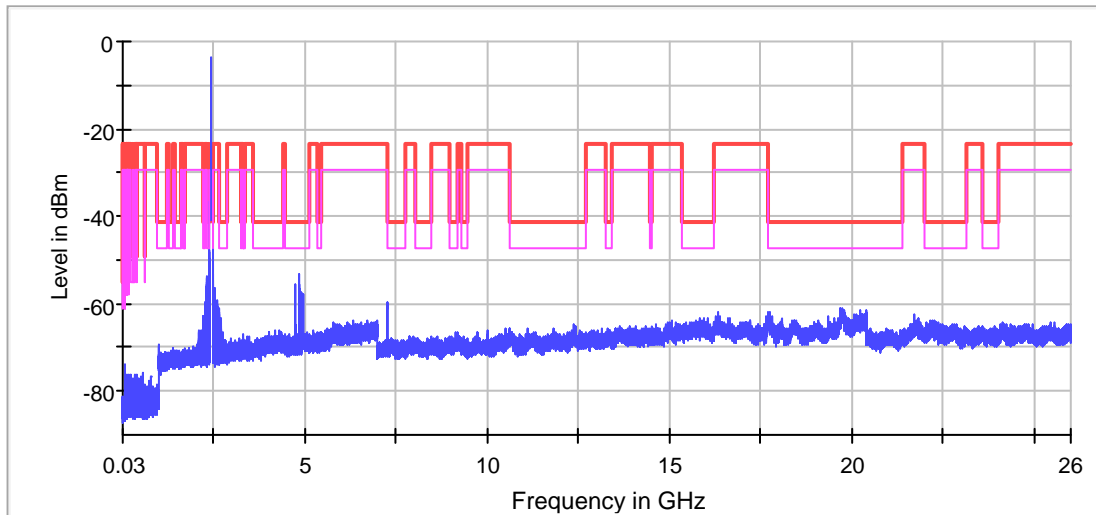
CMA Testing and Certification Laboratories

廠商會檢定中心

TEST REPORT

Report No. : AU0055299(8)

Date : 15 Sep 2016



✗ Limit [limit.Result:1] ✗ Sum Level [trace.Result:1]

Pre Measurement 1

Pre Measurement 2

Setting	Instrument Value	Target Value	Setting	Instrument Value	Target Value
RBW	100.000 kHz	<= 100.000 kHz	RBW	1.000 MHz	<= 1.000 MHz
VBW	300.000 kHz	>= 300.000 kHz	VBW	3.000 MHz	>= 3.000 MHz
SweepPoints	19400	~ 19400	SweepPoints	2800	~ 2800
SweepTime	19.400 ms	AUTO	SweepTime	2.800 ms	AUTO
Reference Level	-30.000 dBm	-30.000 dBm	Reference Level	-30.000 dBm	-30.000 dBm
Attenuation	0.000 dB	AUTO	Attenuation	0.000 dB	AUTO
Detector	MaxPeak	MaxPeak	Detector	MaxPeak	MaxPeak
SweepCount	30	30	SweepCount	30	30
Filter	3 dB	3 dB	Filter	3 dB	3 dB
Trace Mode	Max Hold	Max Hold	Trace Mode	Max Hold	Max Hold
Sweeptype	Sweep	AUTO	Sweeptype	Sweep	AUTO
Preamp	off	off	Preamp	off	off
Stablemode	Trace	Trace	Stablemode	Trace	Trace
Stablevalue	0.30	0.30	Stablevalue	0.30	0.30
Run	3 / max. 150	max. 150	Run	3 / max. 150	max. 150
Stable	3 / 3	3	Stable	3 / 3	3



CMA Testing and Certification Laboratories

廠商會檢定中心

TEST REPORT

Report No. : AU0055299(8)

Date : 15 Sep 2016

Rx Spurious Emission (2433 MHz)

Result

DUT Frequency (MHz)	Result
2433.000000	PASS

Final measurements

Frequency (MHz)	Level Pre Measurement (dBm)	level (dBm)	Limit (dBm)	Margin (dB)	Result
---	---	---	---	---	---

Pre Measurements

Frequency (MHz)	Level (dBm)	Margin (dB)	Limit (dBm)
20152.807747	-60.5	19.3	-41.2
19729.830009	-60.7	19.5	-41.2
20377.795905	-60.7	19.5	-41.2
19762.828272	-60.8	19.6	-41.2
19756.828588	-60.9	19.7	-41.2
19736.829641	-61.0	19.8	-41.2
19748.829009	-61.1	19.9	-41.2
19774.827641	-61.2	19.9	-41.2
19734.829746	-61.2	20.0	-41.2
19799.826325	-61.2	20.0	-41.2
19713.830851	-61.2	20.0	-41.2
19758.828483	-61.2	20.0	-41.2
19754.828693	-61.2	20.0	-41.2
19722.830377	-61.2	20.0	-41.2
19764.828167	-61.3	20.0	-41.2

Measurement Settings

Start Frequency (MHz)	Stop Frequency (MHz)	Pre Measurement	Final Measurement
30.000000	1000.000000	1	1
1000.000000	7000.000000	2	2
7000.000000	26000.000000	2	2



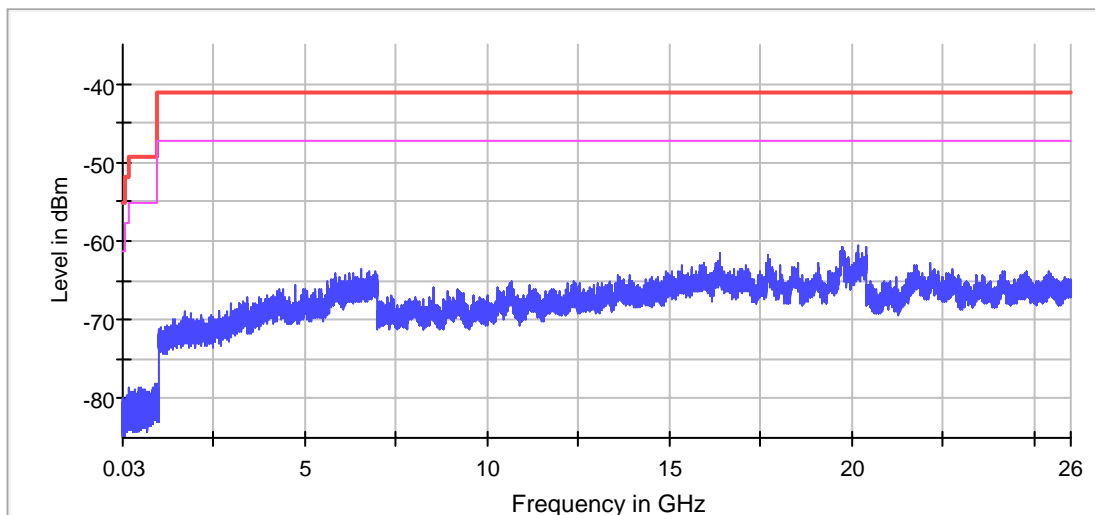
CMA Testing and Certification Laboratories

廠商會檢定中心

TEST REPORT

Report No. : AU0055299(8)

Date : 15 Sep 2016



— Limit [limit.Result:1] × Threshold [limit.2.Result:1]

Pre Measurement 1

Pre Measurement 2

Setting	Instrument Value	Target Value	Setting	Instrument Value	Target Value
RBW	100.000 kHz	<= 100.000 kHz	RBW	1.000 MHz	<= 1.000 MHz
VBW	300.000 kHz	>= 300.000 kHz	VBW	3.000 MHz	>= 3.000 MHz
SweepPoints	9700	~ 9700	SweepPoints	6000	~ 6000
SweepTime	9.700 ms	AUTO	SweepTime	6.000 ms	AUTO
Reference Level	-67.000 dBm	-67.000 dBm	Reference Level	-67.000 dBm	-67.000 dBm
Attenuation	0.000 dB	AUTO	Attenuation	0.000 dB	AUTO
Detector	MaxPeak	MaxPeak	Detector	MaxPeak	MaxPeak
SweepCount	100	100	SweepCount	100	100
Filter	3 dB	3 dB	Filter	3 dB	3 dB
Trace Mode	Max Hold	Max Hold	Trace Mode	Max Hold	Max Hold
Sweeptype	Sweep	AUTO	Sweeptype	Sweep	AUTO
Preamp	off	off	Preamp	off	off
Stablemode	Trace	Trace	Stablemode	Trace	Trace
Stablevalue	0.30	0.30	Stablevalue	0.30	0.30
Run	3 / max. 150	max. 150	Run	3 / max. 150	max. 150
Stable	3 / 3	3	Stable	3 / 3	3



CMA Testing and Certification Laboratories

廠商會檢定中心

TEST REPORT

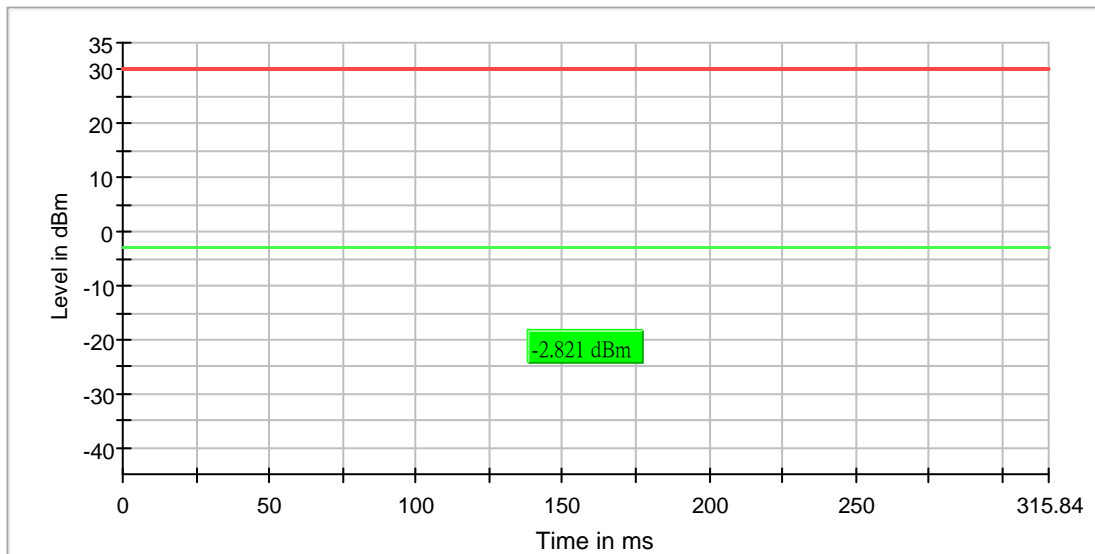
Report No. : AU0055299(8)

Date : 15 Sep 2016

RF output power (2475 MHz)

Result

DUT Frequency (MHz)	Gated EIRP (dBm)	Limit Max (dBm)	DutyCycle (%)	Result
2475.000000	-2.8	30.0	31.599	PASS





CMA Testing and Certification Laboratories

廠商會檢定中心

TEST REPORT

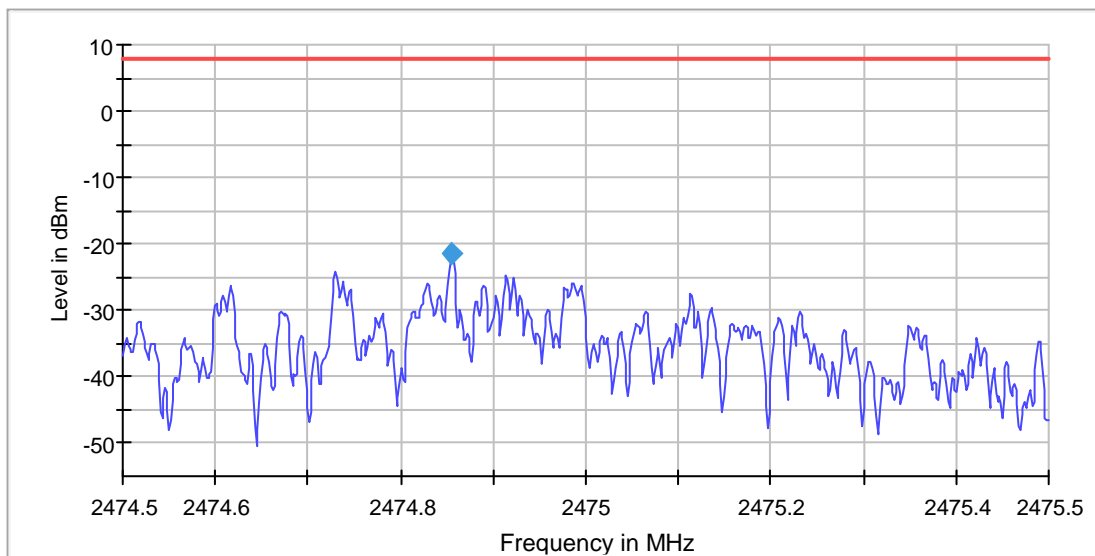
Report No. : AU0055299(8)

Date : 15 Sep 2016

Power Spectral Density (2475 MHz)

Result

DUT Frequency (MHz)	Frequency (MHz)	PSD (dBm)	Limit Max (dBm)	Result
2475.000000	2474.855539	-21.357	8.0	PASS



Measurement

Setting	Instrument Value	Target Value	Setting	Instrument Value	Target Value
Start Frequency	2.47450 GHz	2.47450 GHz	Stablemode	Trace	Trace
Stop Frequency	2.47550 GHz	2.47550 GHz	Stablevalue	0.30	0.30
Span	1.000 MHz	1.000 MHz	Run	max. 150	3 / max. 150
RBW	3.000 kHz	<= 3.000 kHz	Stable	3	3 / 3
VBW	10.000 kHz	>= 9.000 kHz			
SweepPoints	667	~ 667			
SweepTime	667.000 ms	667.000 ms			
Reference Level	-10.000 dBm	-10.000 dBm			
Attenuation	10.000 dB	AUTO			
Detector	RMS	RMS			
SweepCount	1	1			
Filter	3 dB	3 dB			
Trace Mode	Max Hold	Max Hold			
SweepType	Sweep	AUTO			
Preamp	off	off			



CMA Testing and Certification Laboratories

廠商會檢定中心

TEST REPORT

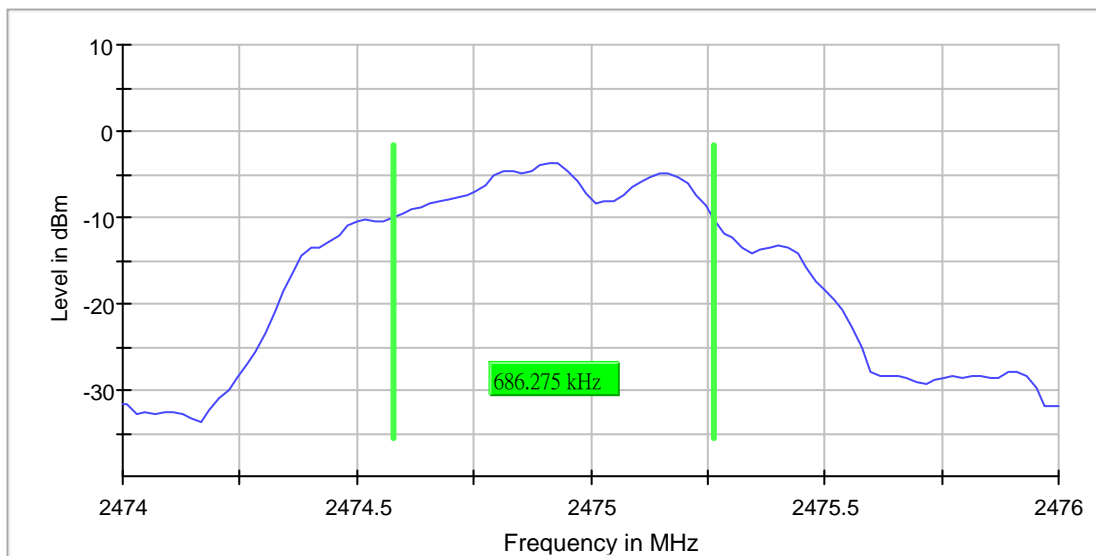
Report No. : AU0055299(8)

Date : 15 Sep 2016

Minimum Emission Bandwidth 6 dB (2475 MHz)

6 dB Bandwidth

DUT Frequency (MHz)	Bandwidth (MHz)	Limit Min (MHz)	Limit Max (MHz)	Band Edge Left (MHz)	Band Edge Right (MHz)	Max Level (dBm)	Result
2475.000000	0.686275	0.500000	---	2474.578431	2475.264706	-3.7	PASS



Measurement

Setting	Instrument Value	Target Value	Setting	Instrument Value	Target Value
Start Frequency	2.47400 GHz	2.47400 GHz	Stablemode	Trace	Trace
Stop Frequency	2.47600 GHz	2.47600 GHz	Stablevalue	0.30	0.30
Span	2.000 MHz	2.000 MHz	Run	max. 150	18 / max. 150
RBW	100.000 kHz	~ 100.000 kHz	Stable	15	15 / 15
VBW	300.000 kHz	~ 300.000 kHz			
SweepPoints	101	~ 20			
SweepTime	18.938 μs	AUTO			
Reference Level	-10.000 dBm	-10.000 dBm			
Attenuation	10.000 dB	AUTO			
Detector	MaxPeak	MaxPeak			
SweepCount	100	100			
Filter	3 dB	3 dB			
Trace Mode	Max Hold	AUTO Hold			
SweepType	FFT	AUTO			
Preamp	off	off			



CMA Testing and Certification Laboratories

廠商會檢定中心

TEST REPORT

Report No. : AU0055299(8)

Date : 15 Sep 2016

Band Edge high (2475 MHz)

Result

DUT Frequency (MHz)	Result
2475.000000	PASS

Inband Peak

Frequency (MHz)	Level (dBm)
2474.830192	-13.6

Measurements

Frequency (MHz)	Level (dBm)	Margin (dB)	Limit (dBm)	Result
2490.852719	-58.8	25.1	-33.6	PASS
2490.802870	-59.4	25.8	-33.6	PASS
2490.902568	-59.5	25.9	-33.6	PASS
2490.952417	-60.3	26.6	-33.6	PASS
2490.753021	-60.8	27.1	-33.6	PASS
2491.002266	-61.7	28.1	-33.6	PASS
2490.703172	-61.8	28.2	-33.6	PASS
2490.653323	-63.3	29.7	-33.6	PASS
2491.052115	-63.4	29.8	-33.6	PASS
2491.101964	-63.4	29.8	-33.6	PASS
2490.603474	-63.8	30.2	-33.6	PASS
2491.151813	-63.9	30.3	-33.6	PASS
2490.553625	-64.4	30.8	-33.6	PASS
2491.201662	-65.0	31.3	-33.6	PASS
2490.503776	-65.7	32.1	-33.6	PASS



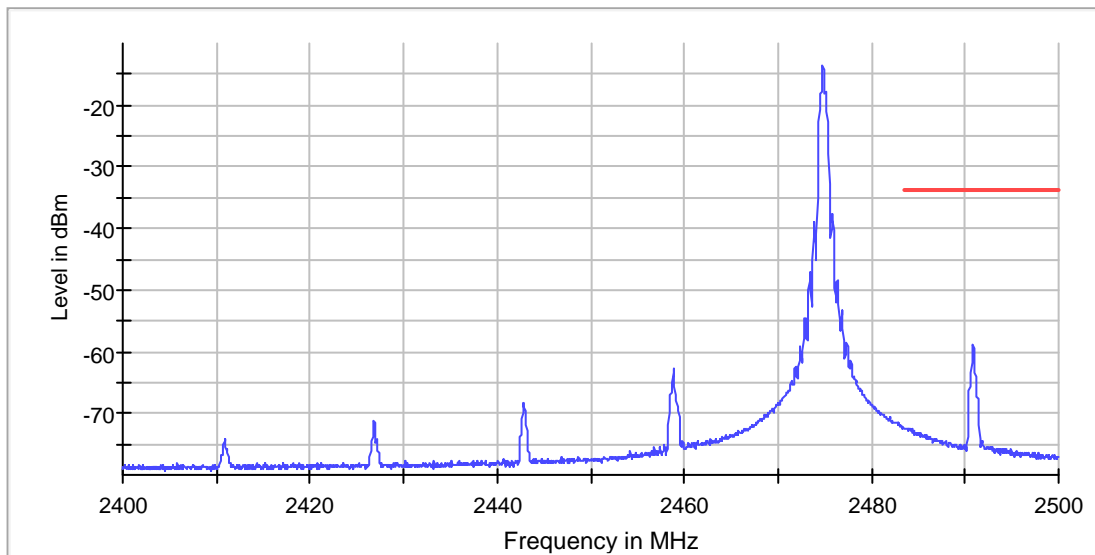
CMA Testing and Certification Laboratories

廠商會檢定中心

TEST REPORT

Report No. : AU0055299(8)

Date : 15 Sep 2016



Measurement 1

Measurement 2

Setting	Instrument Value	Target Value	Setting	Instrument Value	Target Value
RBW	100.000 kHz	<= 100.000 kHz	RBW	100.000 kHz	<= 100.000 kHz
VBW	300.000 kHz	>= 300.000 kHz	VBW	300.000 kHz	>= 300.000 kHz
SweepPoints	1670	~ 1670	SweepPoints	330	~ 330
SweepTime	1.670 s	1.670 s	SweepTime	330.000 ms	330.000 ms
Reference Level	-10.000 dBm	-10.000 dBm	Reference Level	-10.000 dBm	-10.000 dBm
Attenuation	10.000 dB	AUTO	Attenuation	10.000 dB	AUTO
Detector	RMS	RMS	Detector	RMS	RMS
SweepCount	3	3	SweepCount	3	3
Filter	3 dB	3 dB	Filter	3 dB	3 dB
Trace Mode	Max Hold	Max Hold	Trace Mode	Max Hold	Max Hold
Sweeptype	Sweep	AUTO	Sweeptype	Sweep	AUTO
Preamp	off	off	Preamp	off	off
Stablemode	Trace	Trace	Stablemode	Trace	Trace
Stablevalue	0.30	0.30	Stablevalue	0.30	0.30
Run	3 / max. 15	max. 15	Run	3 / max. 15	max. 15
Stable	3 / 3	3	Stable	3 / 3	3



CMA Testing and Certification Laboratories

廠商會檢定中心

TEST REPORT

Report No. : AU0055299(8)

Date : 15 Sep 2016

Tx Spurious Emission (2475 MHz)

Result

DUT Frequency (MHz)	Result
2475.000000	PASS

Final measurements

Frequency (MHz)	Level Pre Measurement (dBm)	level (dBm)	Limit (dBm)	Margin (dB)	Result
2484.249917	-34.9	-65.2	-41.2	24.0	PASS
2487.749530	-38.1	-67.9	-41.2	26.6	PASS
2494.248810	-40.9	-70.9	-41.2	29.6	PASS
2495.748644	-41.6	-71.7	-41.2	30.5	PASS
2499.748201	-43.3	-73.1	-41.2	31.8	PASS

Pre Measurements

Frequency (MHz)	Level (dBm)	Margin (dB)	Limit (dBm)
2484.249917	-34.9	-6.3	-41.2
2485.249806	-35.8	-5.4	-41.2
2487.749530	-38.1	-3.1	-41.2
2488.249474	-38.8	-2.4	-41.2
2494.248810	-40.9	-0.3	-41.2
2484.749862	-41.0	-0.2	-41.2
2495.748644	-41.6	0.4	-41.2
2493.748865	-41.6	0.4	-41.2
2499.748201	-43.3	2.1	-41.2
2495.248699	-44.9	3.7	-41.2
2499.248257	-45.4	4.2	-41.2
2483.749972	-46.0	4.8	-41.2
2491.249142	-47.9	6.7	-41.2
2490.749197	-48.2	7.0	-41.2
2491.749087	-48.5	7.3	-41.2

Measurement Settings

Start Frequency (MHz)	Stop Frequency (MHz)	Pre Measurement	Final Measurement
30.000000	1000.000000	1	1
1000.000000	2400.000000	2	2
2400.000000	2483.500000	2	2
2483.500000	7000.000000	2	2
7000.000000	26000.000000	2	2



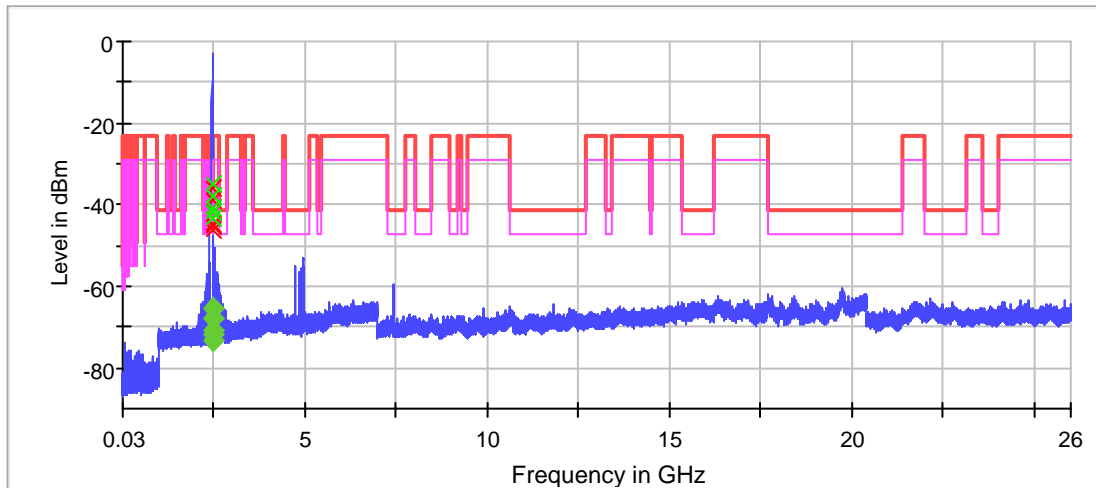
CMA Testing and Certification Laboratories

廠商會檢定中心

TEST REPORT

Report No. : AU0055299(8)

Date : 15 Sep 2016



- x Limit [limit.Result:1]
- ◆ Threshold [limit.2.Result:1]
- x Sum Level [trace.Result:1]
- ◆ Critical [Over Limit.Result:1]

Pre Measurement 1

Pre Measurement 2

Setting	Instrument Value	Target Value	Setting	Instrument Value	Target Value
RBW	100.000 kHz	<= 100.000 kHz	1.000 MHz	<= 1.000 MHz	1.000 MHz
VBW	300.000 kHz	>= 300.000 kHz	3.000 MHz	>= 3.000 MHz	3.000 MHz
SweepPoints	19400	~ 19400	2800	~ 2800	2800
SweepTime	19.400 ms	AUTO	2.800 ms	AUTO	2.800 ms
Reference Level	-30.000 dBm	-30.000 dBm	-30.000 dBm	-30.000 dBm	-30.000 dBm
Attenuation	0.000 dB	AUTO	0.000 dB	AUTO	0.000 dB
Detector	MaxPeak	MaxPeak	MaxPeak	MaxPeak	MaxPeak
SweepCount	30	30	30	30	30
Filter	3 dB	3 dB	3 dB	3 dB	3 dB
Trace Mode	Max Hold	Max Hold	Max Hold	Max Hold	Max Hold
Sweeptype	Sweep	AUTO	Sweep	AUTO	Sweep
Preamp	off	off	off	off	off
Stablemode	Trace	Trace	Trace	Trace	Trace
Stablevalue	0.30	0.30	0.30	0.30	0.30
Run	3 / max. 150	max. 150	3 / max. 150	max. 150	3 / max. 150
Stable	3 / 3	3	3 / 3	3	3 / 3



CMA Testing and Certification Laboratories

廠商會檢定中心

TEST REPORT

Report No. : AU0055299(8)

Date : 15 Sep 2016

Final Measurement 2

Setting	Instrument Value	Target Value
Span	ZeroSpan	ZeroSpan
RBW	1.000 MHz	~ 1.000 MHz
VBW	3.000 MHz	~ 3.000 MHz
SweepPoints	10001	~ 10001
SweepTime	1.000 s	1.000 s
Reference Level	-10.000 dBm	-10.000 dBm
Attenuation	0.000 dB	0.000 dB
Detector	RMS	RMS
SweepCount	1	1
Filter	3 dB	3 dB
Trace Mode	Clear Write	Clear Write
SweepType	Sweep	AUTO
Preamp	off	off



CMA Testing and Certification Laboratories

廠商會檢定中心

TEST REPORT

Report No. : AU0055299(8)

Date : 15 Sep 2016

Rx Spurious Emission (2475 MHz)

Result

DUT Frequency (MHz)	Result
2475.000000	PASS

Final measurements

Frequency (MHz)	Level Pre Measurement (dBm)	level (dBm)	Limit (dBm)	Margin (dB)	Result
---	---	---	---	---	---

Pre Measurements

Frequency (MHz)	Level (dBm)	Margin (dB)	Limit (dBm)
19772.827746	-60.0	18.8	-41.2
19717.830640	-60.2	19.0	-41.2
19710.831009	-60.5	19.3	-41.2
19732.829851	-60.6	19.4	-41.2
19734.829746	-60.7	19.4	-41.2
19707.831167	-60.7	19.5	-41.2
19740.829430	-60.9	19.6	-41.2
19693.831904	-60.9	19.6	-41.2
19750.828904	-61.0	19.7	-41.2
19757.828535	-61.0	19.8	-41.2
19741.829377	-61.1	19.9	-41.2
17721.935688	-61.1	19.9	-41.2
17720.935740	-61.1	19.9	-41.2
19702.831430	-61.1	19.9	-41.2
19756.828588	-61.2	20.0	-41.2

Measurement Settings

Start Frequency (MHz)	Stop Frequency (MHz)	Pre Measurement	Final Measurement
30.000000	1000.000000	1	1
1000.000000	7000.000000	2	2
7000.000000	26000.000000	2	2



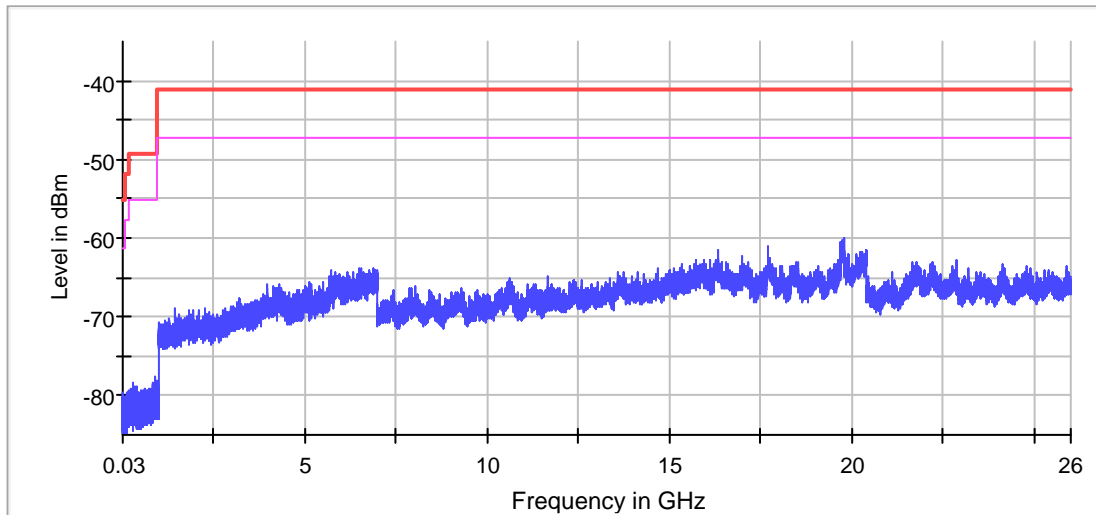
CMA Testing and Certification Laboratories

廠商會檢定中心

TEST REPORT

Report No. : AU0055299(8)

Date : 15 Sep 2016



— Limit [limit.Result:1] × Threshold [limit.2.Result:1]

Pre Measurement 1

Pre Measurement 2

Setting	Instrument Value	Target Value	Setting	Instrument Value	Target Value
RBW	100.000 kHz	<= 100.000 kHz	RBW	1.000 MHz	<= 1.000 MHz
VBW	300.000 kHz	>= 300.000 kHz	VBW	3.000 MHz	>= 3.000 MHz
SweepPoints	9700	~ 9700	SweepPoints	6000	~ 6000
SweepTime	9.700 ms	AUTO	SweepTime	6.000 ms	AUTO
Reference Level	-67.000 dBm	-67.000 dBm	Reference Level	-67.000 dBm	-67.000 dBm
Attenuation	0.000 dB	AUTO	Attenuation	0.000 dB	AUTO
Detector	MaxPeak	MaxPeak	Detector	MaxPeak	MaxPeak
SweepCount	100	100	SweepCount	100	100
Filter	3 dB	3 dB	Filter	3 dB	3 dB
Trace Mode	Max Hold	Max Hold	Trace Mode	Max Hold	Max Hold
Sweeptype	Sweep	AUTO	Sweeptype	Sweep	AUTO
Preamp	off	off	Preamp	off	off
Stablemode	Trace	Trace	Stablemode	Trace	Trace
Stablevalue	0.30	0.30	Stablevalue	0.30	0.30
Run	3 / max. 150	max. 150	Run	3 / max. 150	max. 150
Stable	3 / 3	3	Stable	3 / 3	3



CMA Testing and Certification Laboratories

廠商會檢定中心

TEST REPORT

Report No. : AU0055299(8)

Date : 15 Sep 2016

2.3 Radiated Emission Measurement Data

Environmental conditions:

Parameter	Recorded value	
Ambient temperature:	26	°C
Relative humidity:	61	%

Testing frequency range: 9kHz to 26GHz Mode: Transmission

Measurement: Quasi-peak (9kHz – 1GHz), Peak and Average(above 1GHz)

RBW: 9kHz (below 30MHz), 120kHz (30MHz – 1GHz), 1MHz (above 1GHz)

VBW: 30kHz (below 30MHz), 300kHz (30MHz – 1GHz), 3MHz (above 1GHz, Peak measurement), 10Hz (above 1GHz, Average measurement)

Frequency (MHz)	Polarity (H/V)	Reading at 3m (dBµV)	Transducer Factor (dB/m)	Field Strength at 3m (dBµV/m)	Limit at 3m (dBµV/m)	Margin (dB)	Measurement (Peak/Average)
2401.672	H	76.6	- 4.2	72.4	114.0	- 41.6	Peak
2402.158	V	80.5	- 4.2	76.3	114.0	- 37.7	Peak
2433.173	H	76.5	- 4.2	72.3	114.0	- 41.7	Peak
2432.681	V	80.6	- 4.2	76.4	114.0	- 37.6	Peak
2474.683	H	76.6	- 4.3	72.3	114.0	- 41.7	Peak
2475.165	V	80.5	- 4.3	76.2	114.0	- 37.8	Peak
4801.764	H	41.3	3.7	45.0	74.0	- 29.0	Peak
4863.812	H	42.3	3.7	46.0	74.0	- 28.0	Peak
4947.837	H	41.3	4.0	45.3	74.0	- 28.7	Peak

Remark: Other emissions more than 20dB below the limit are not reported.

If Peak measurement values are lower than average limit, average measurement is not necessary.



CMA Testing and Certification Laboratories

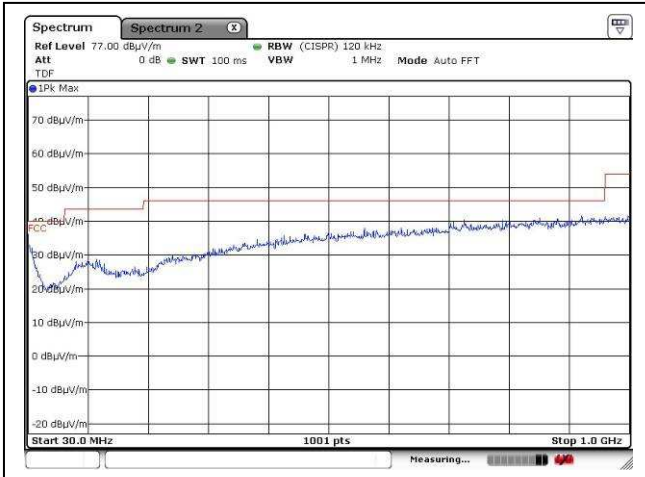
廠商會檢定中心

TEST REPORT

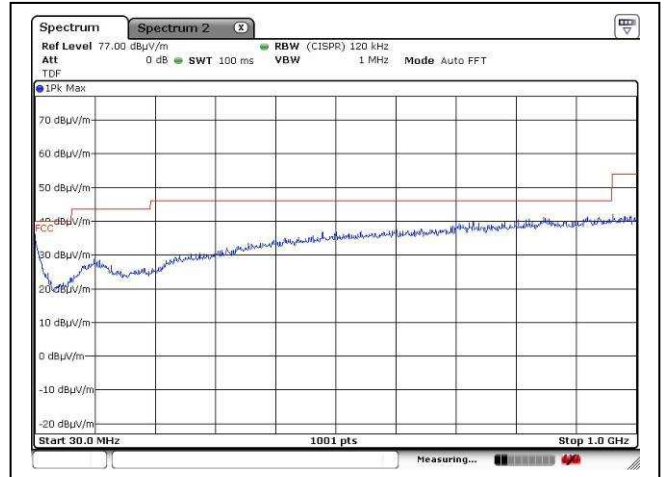
Report No. : AU0055299(8)

Date : 15 Sep 2016

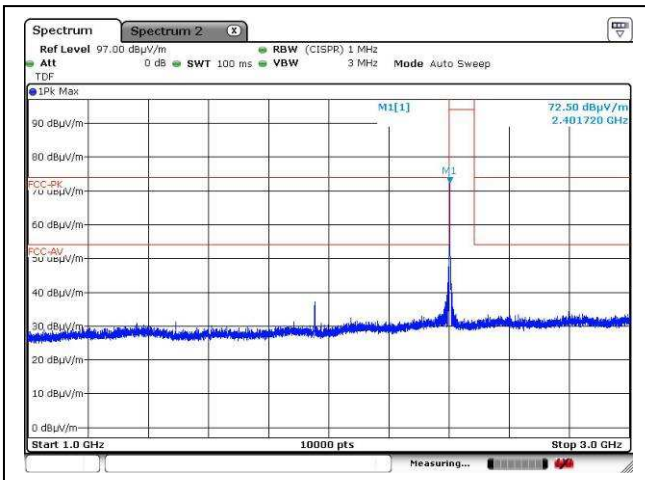
2.3 Radiated Emission Measurement Data (Con't)



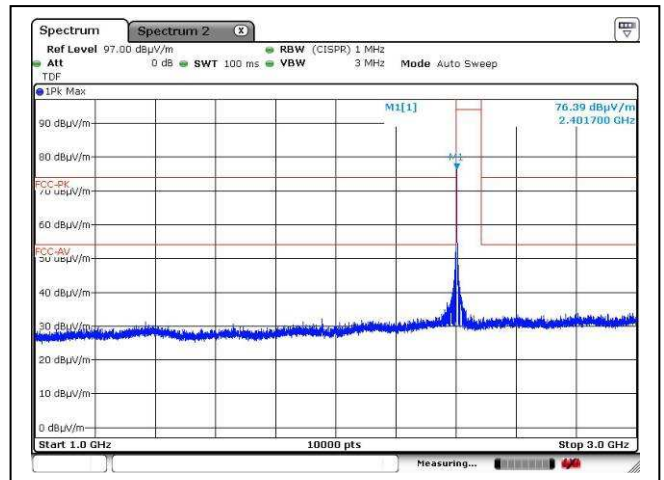
Lower channel, 30MHz – 1GHz, Horizontal



Lower channel, 30MHz – 1GHz, Vertical



Lower channel, 1GHz – 3GHz, Horizontal



Lower channel, 1GHz – 3GHz, Vertical

FCC ID: 2ACS619RX



CMA Testing and Certification Laboratories

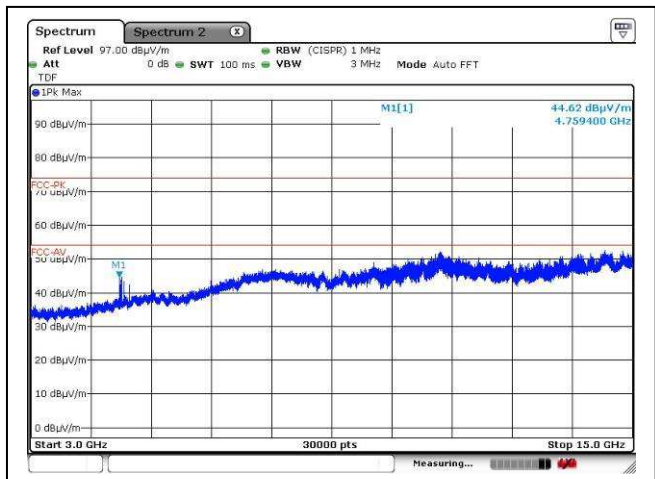
廠商會檢定中心

TEST REPORT

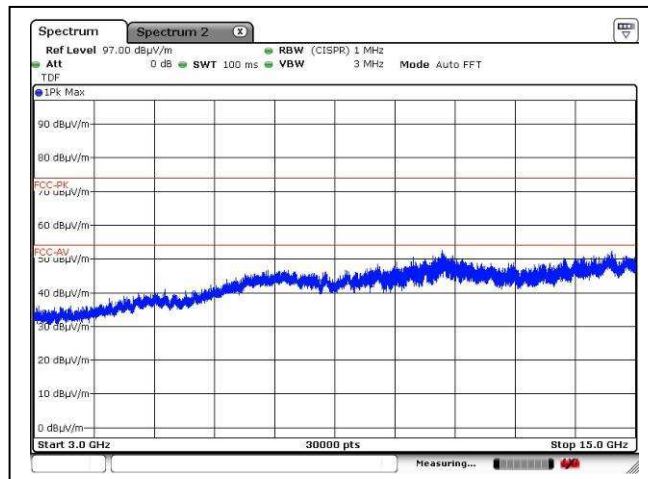
Report No. : AU0055299(8)

Date : 15 Sep 2016

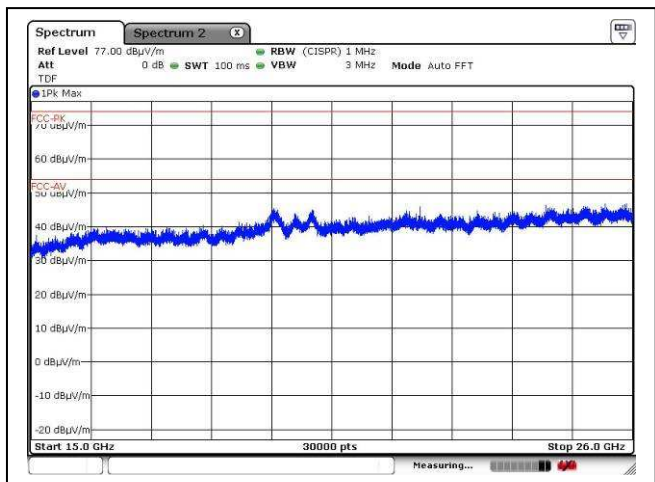
2.3 Radiated Emission Measurement Data (Con't)



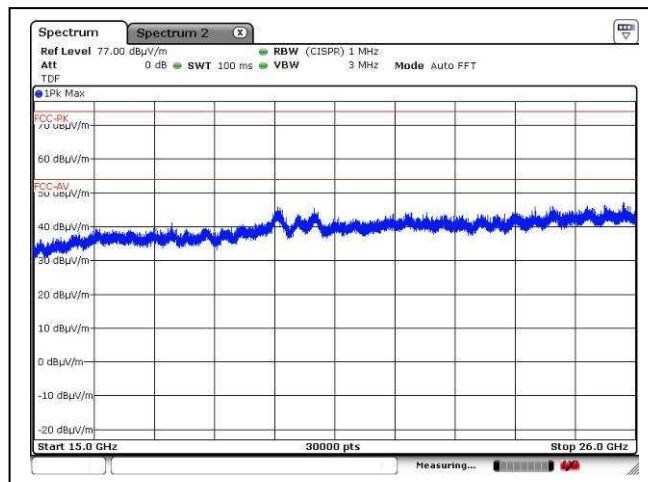
Lower channel, 3GHz – 15GHz, Horizontal



Lower channel, 3GHz – 15GHz, Vertical



Lower channel, 15GHz – 26GHz, Horizontal



Lower channel, 15GHz – 26GHz, Vertical



CMA Testing and Certification Laboratories

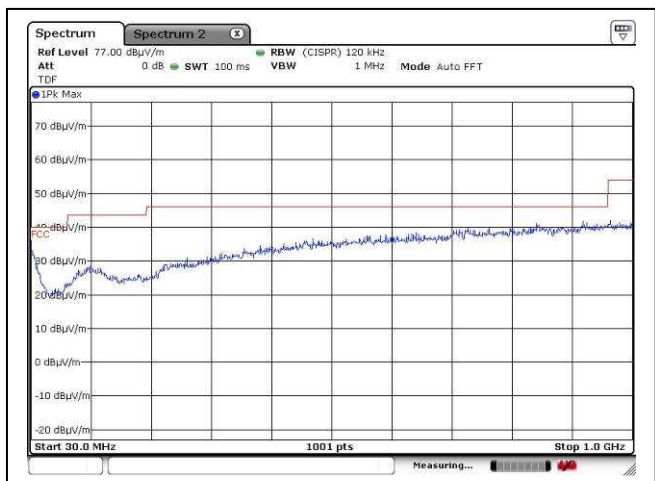
廠商會檢定中心

TEST REPORT

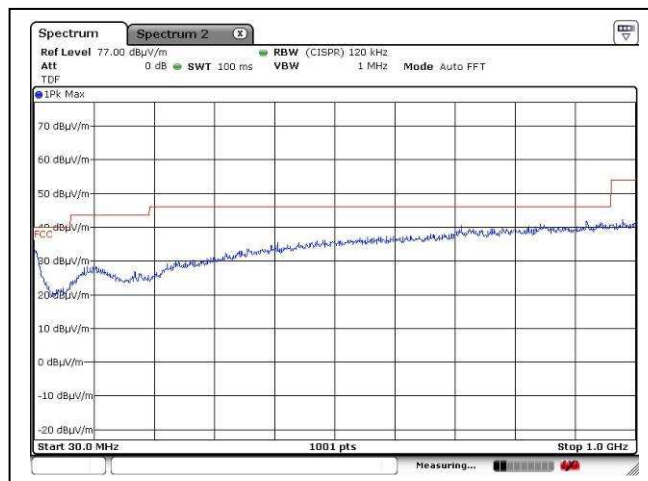
Report No. : AU0055299(8)

Date : 15 Sep 2016

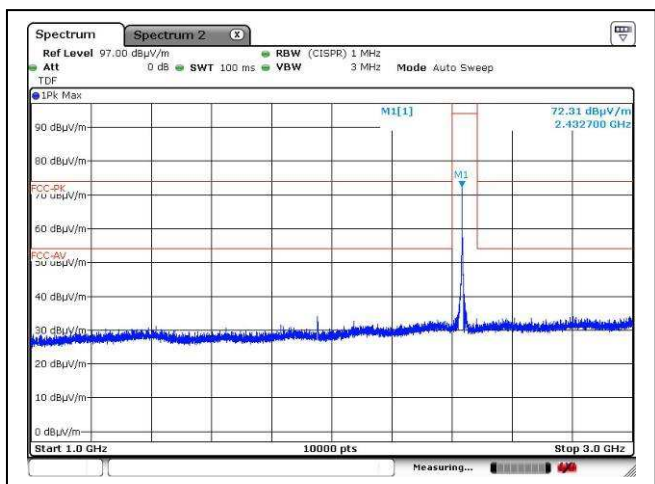
2.3 Radiated Emission Measurement Data (Con't)



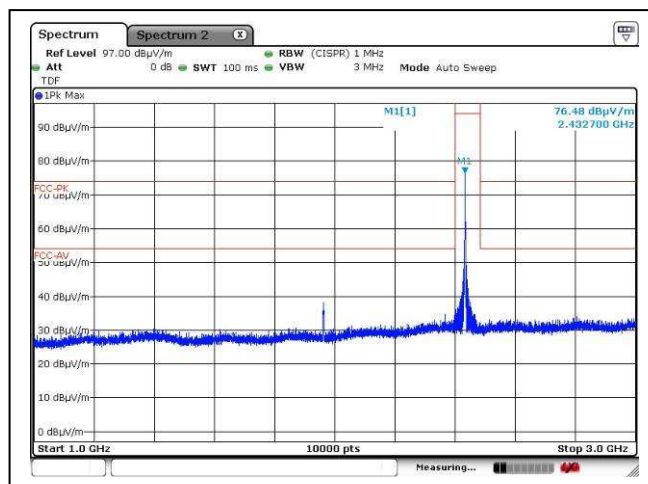
Middle channel, 30MHz – 1GHz, Horizontal



Middle channel, 30MHz – 1GHz, Vertical



Middle channel, 1GHz – 3GHz, Horizontal



Middle channel, 1GHz – 3GHz, Vertical



CMA Testing and Certification Laboratories

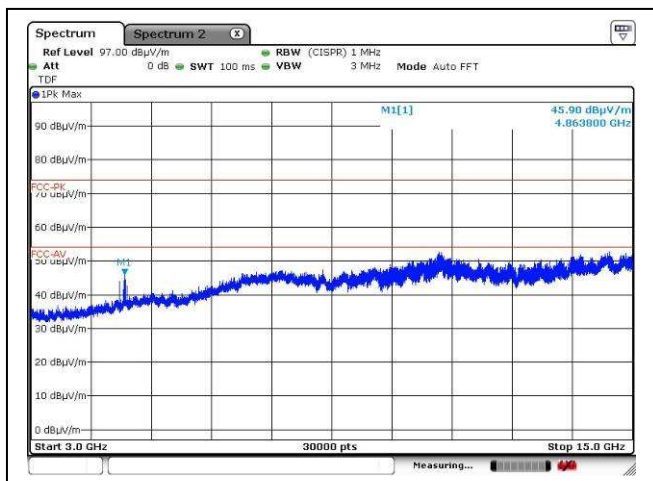
廠商會檢定中心

TEST REPORT

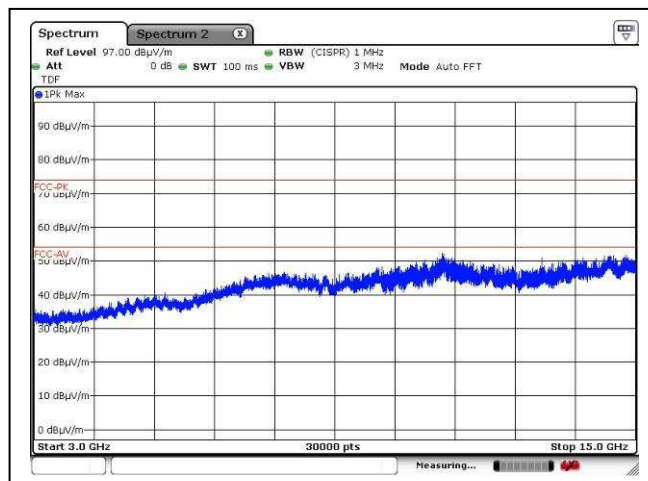
Report No. : AU0055299(8)

Date : 15 Sep 2016

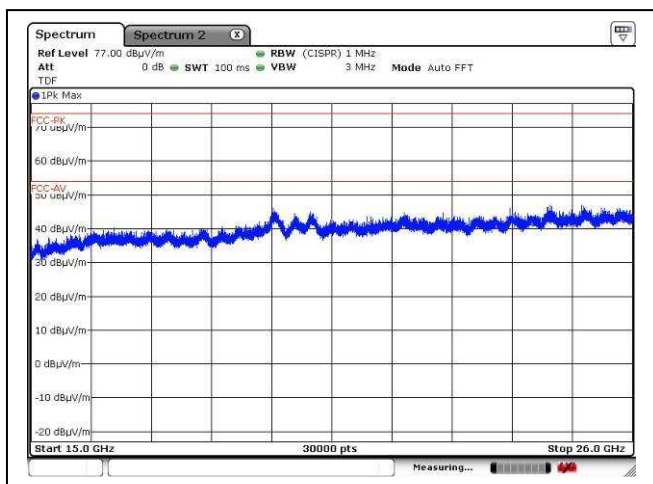
2.3 Radiated Emission Measurement Data (Con't)



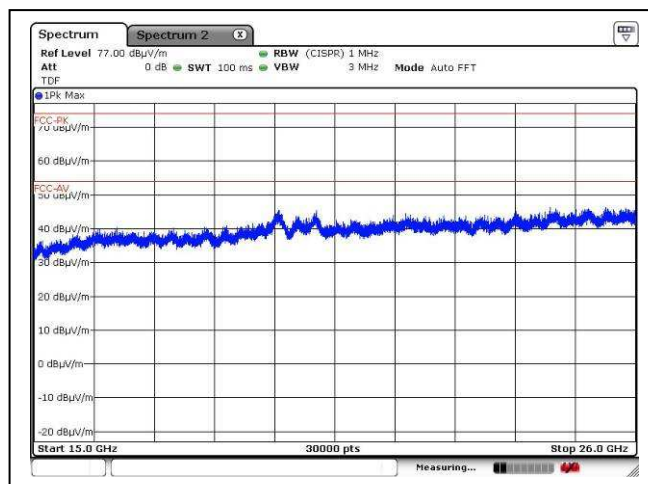
Middle channel, 3GHz – 15GHz, Horizontal



Middle channel, 3GHz – 15GHz, Vertical



Middle channel, 15GHz – 26GHz, Horizontal



Middle channel, 15GHz – 26GHz, Vertical



CMA Testing and Certification Laboratories

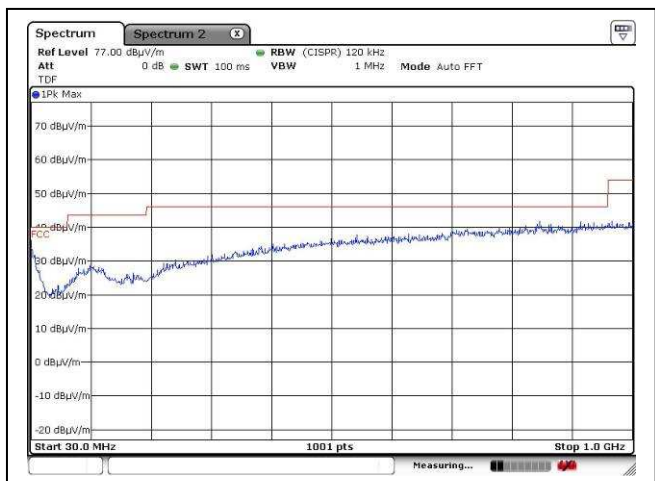
廠商會檢定中心

TEST REPORT

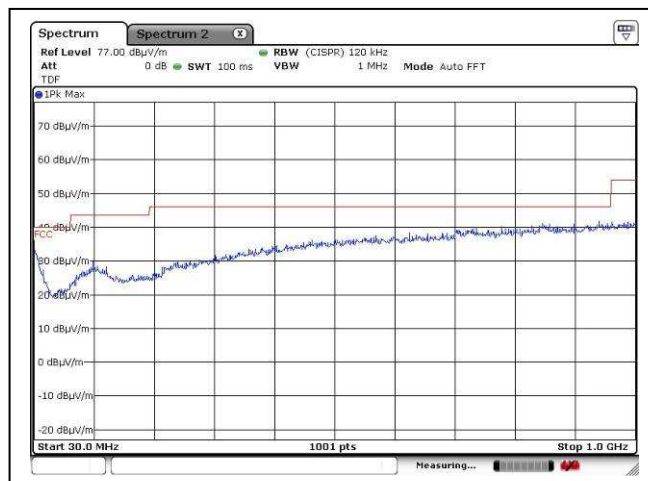
Report No. : AU0055299(8)

Date : 15 Sep 2016

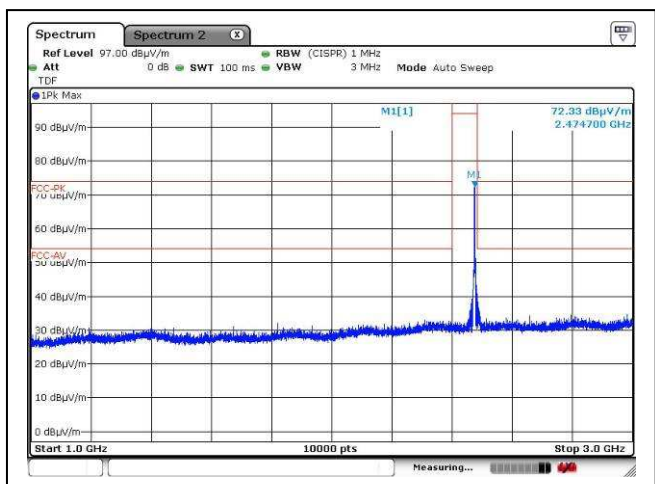
2.3 Radiated Emission Measurement Data (Con't)



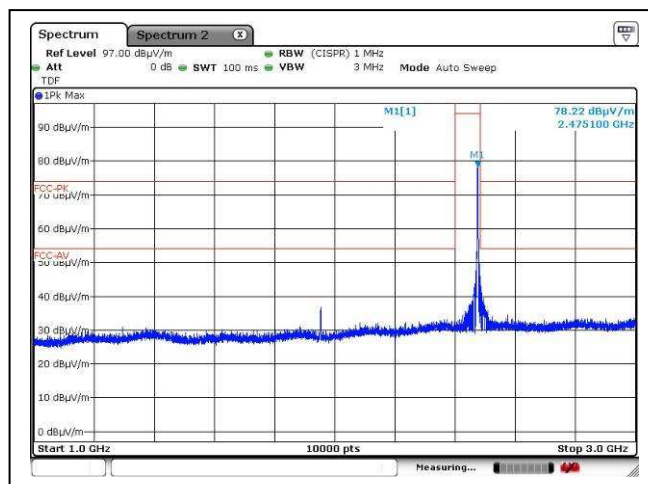
Higher channel, 30MHz – 1GHz, Horizontal



Higher channel, 30MHz – 1GHz, Vertical



Higher channel, 1GHz – 3GHz, Horizontal



Higher channel, 1GHz – 3GHz, Vertical



CMA Testing and Certification Laboratories

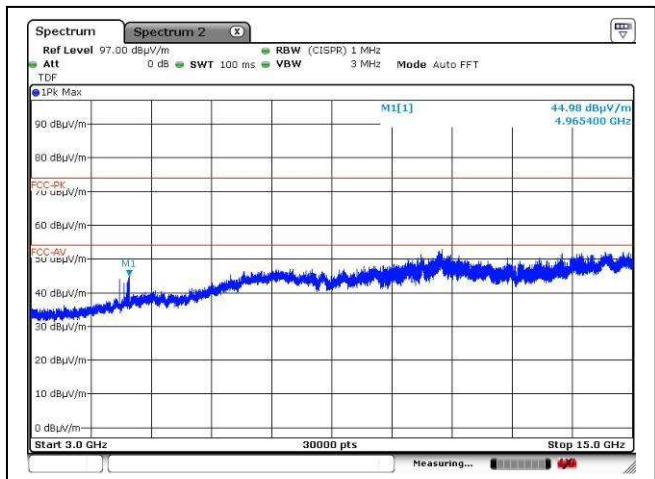
廠商會檢定中心

TEST REPORT

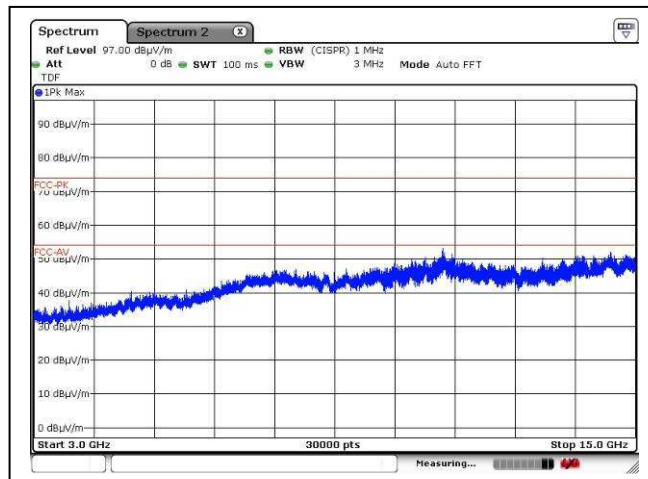
Report No. : AU0055299(8)

Date : 15 Sep 2016

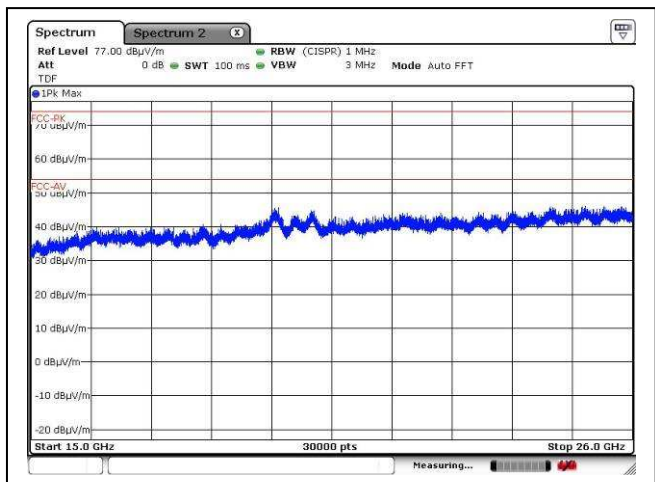
2.3 Radiated Emission Measurement Data (Con't)



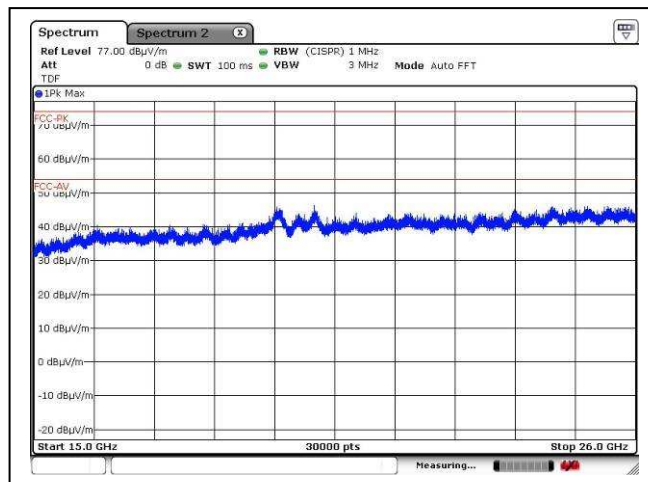
Higher channel, 3GHz – 15GHz, Horizontal



Higher channel, 3GHz – 15GHz, Vertical



Higher channel, 15GHz – 26GHz, Horizontal



Higher channel, 15GHz – 26GHz, Vertical



CMA Testing and Certification Laboratories

廠商會檢定中心

TEST REPORT

Report No. : AU0055299(8)

Date : 15 Sep 2016

2.3 Radiated Emission Measurement Data (Con't)

Environmental conditions:

Parameter	Recorded value	
Ambient temperature:	26	° C
Relative humidity:	61	%

Testing frequency range: 9kHz to 26GHz Mode: Receiving

Measurement: Quasi-peak (9kHz – 1GHz), Peak (above 1GHz)

RBW: 9kHz (below 30MHz), 120kHz (30MHz – 1GHz), 1MHz (above 1GHz)

VBW: 30kHz (below 30MHz), 300kHz (30MHz – 1GHz), 3MHz (above 1GHz)

Frequency (MHz)	Polarity (H/V)	Reading at 3m (dBµV)	Transducer Factor (dB/m)	Field Strength at 3m (dBµV/m)	Limit at 3m (dBµV/m)	Margin (dB)

Remark: No specified emission found



CMA Testing and Certification Laboratories

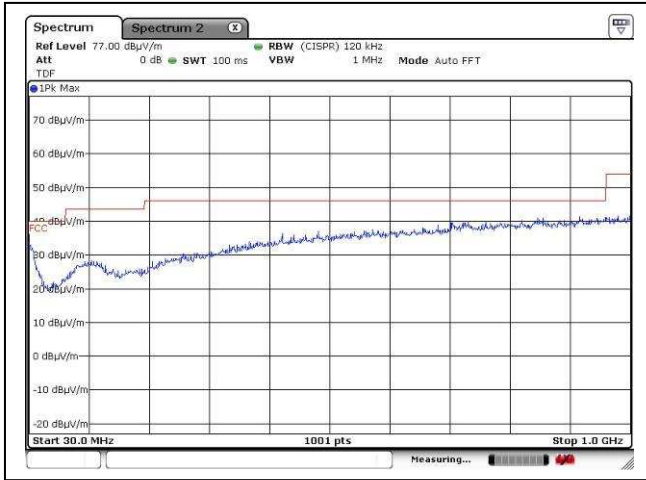
廠商會檢定中心

TEST REPORT

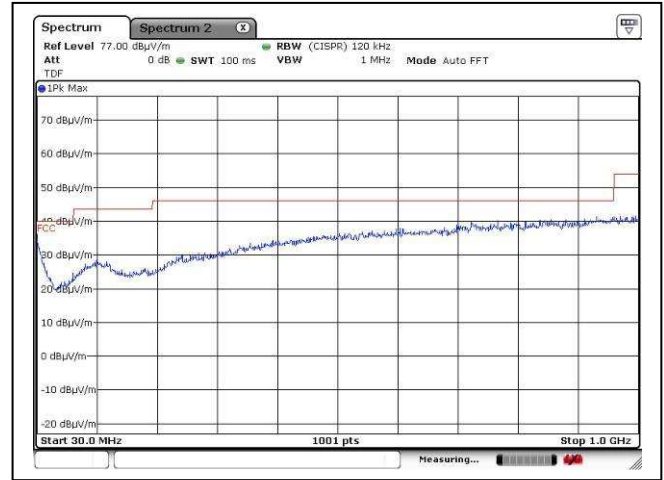
Report No. : AU0055299(8)

Date : 15 Sep 2016

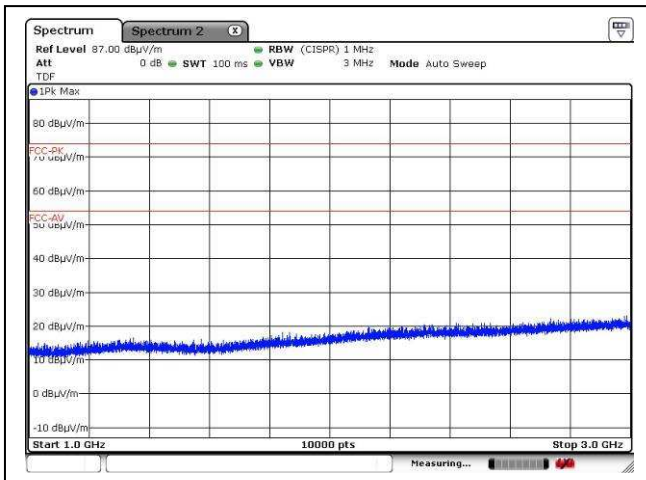
2.3 Radiated Emission Measurement Data (Con't)



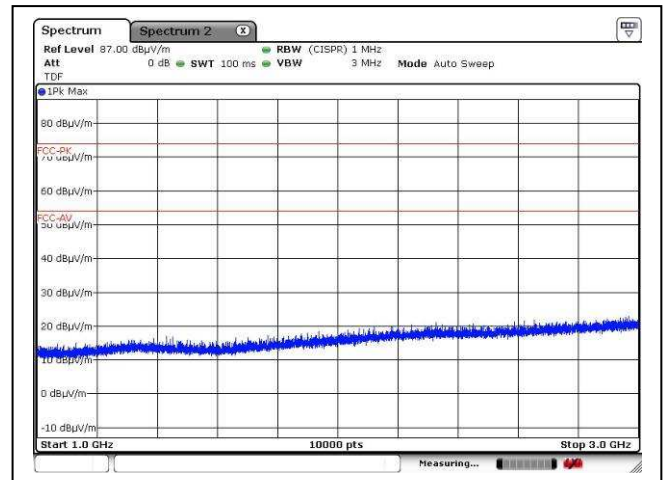
Receiving mode, 30MHz – 1GHz, Horizontal



Receiving mode, 30MHz – 1GHz, Vertical



Receiving mode, 1GHz – 3GHz, Horizontal



Receiving mode, 1GHz – 3GHz, Vertical



CMA Testing and Certification Laboratories

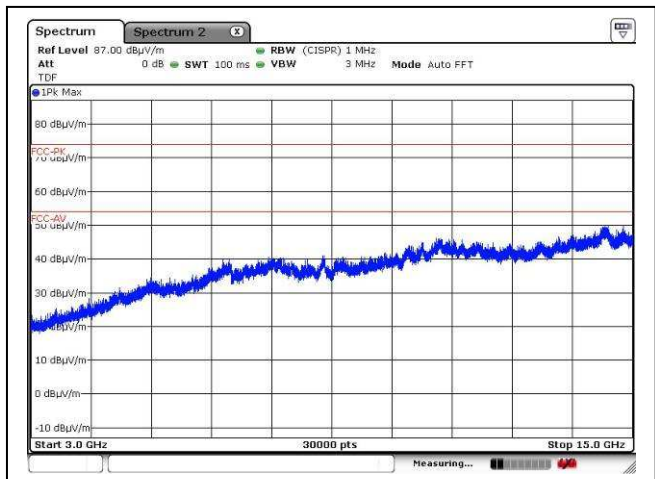
廠商會檢定中心

TEST REPORT

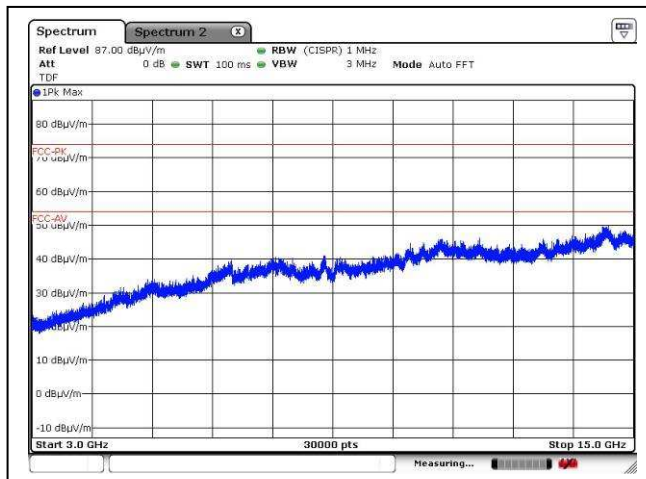
Report No. : AU0055299(8)

Date : 15 Sep 2016

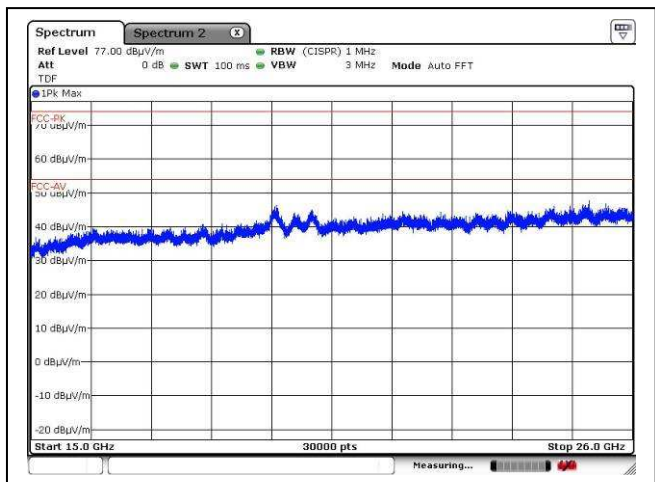
2.3 Radiated Emission Measurement Data (Con't)



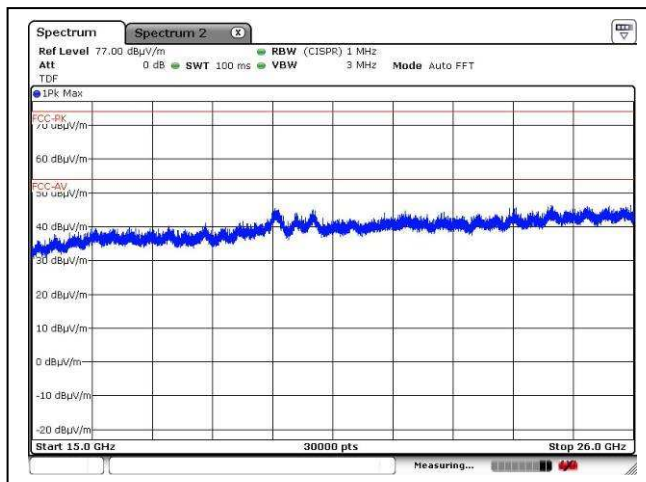
Receiving mode, 3GHz – 15GHz, Horizontal



Receiving mode, 3GHz – 15GHz, Vertical



Receiving mode, 15GHz – 26GHz, Horizontal



Receiving mode, 15GHz – 26GHz, Vertical



CMA Testing and Certification Laboratories

廠商會檢定中心

TEST REPORT

Report No. : AU0055299(8)

Date : 15 Sep 2016

2.3 Radiated Emission Measurement Data (Con't)

Environmental conditions:

Parameter	Recorded value	
Ambient temperature:	26	° C
Relative humidity:	61	%

Testing frequency range: 30MHz to 1GHz Mode: Charging

Measurement: Quasi-peak

RBW: 120kHz

VBW: 300kHz

Frequency (MHz)	Polarity (H/V)	Reading at 3m (dBμV)	Transducer Factor (dB/m)	Field Strength at 3m (dBμV/m)	Limit at 3m (dBμV/m)	Margin (dB)

Remark: No specified emission found



CMA Testing and Certification Laboratories

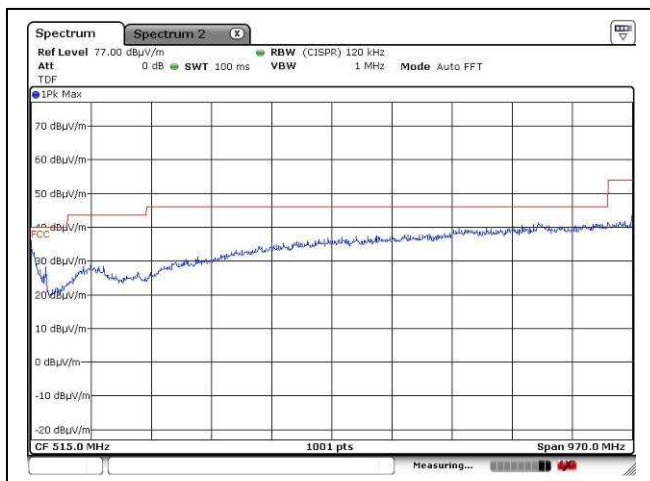
廠商會檢定中心

TEST REPORT

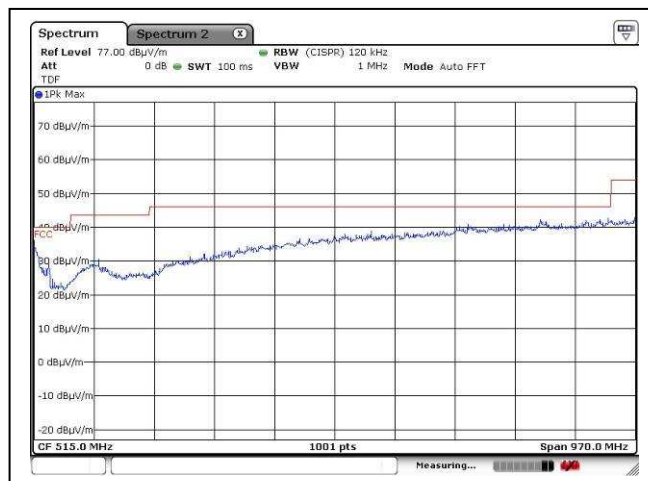
Report No. : AU0055299(8)

Date : 15 Sep 2016

2.3 Radiated Emission Measurement Data (Con't)



Charging mode, 30MHz – 1GHz, Horizontal



Charging mode, 30MHz – 1GHz, Vertical



CMA Testing and Certification Laboratories

廠商會檢定中心

TEST REPORT

Report No. : AU0055299(8)

Date : 15 Sep 2016

3 Description of the Line-conducted Test

3.1 Test Procedure

Conducted emissions measurements are investigated and also taken pursuant to the procedures of ANSI C63.10 – 2013. The EUT was setup as described in the procedures, and both lines were measured.

3.2 Test Result

The EUT connected to an adaptor for charging



CMA Testing and Certification Laboratories

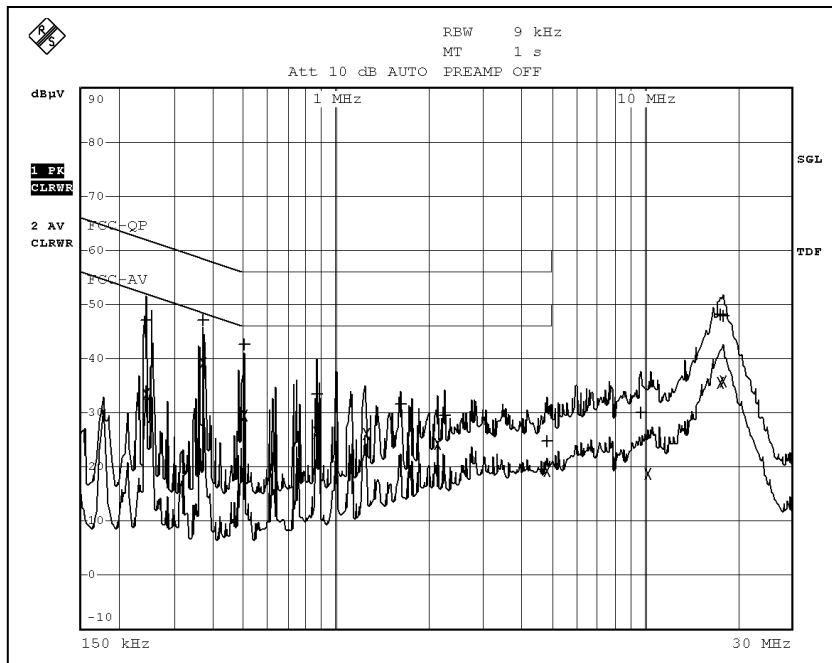
廠商會檢定中心

TEST REPORT

Report No. : AU0055299(8)

Date : 15 Sep 2016

3.3 Graph and Table of Conducted Emission Measurement Data



EDIT PEAK LIST (Final Measurement Results)				
TRACE	FREQUENCY	LEVEL dBµV	DELTA	LIMIT dB
Trace1:	FCC-QP			
Trace2:	FCC-AV			
Trace3:	---			
1 Quasi Peak	244.5 kHz	46.98 N gnd	-14.95	
2 Average	244.5 kHz	33.35 N gnd	-18.58	
1 Quasi Peak	375 kHz	47.11 N gnd	-11.27	
2 Average	375 kHz	39.19 N gnd	-9.19	
1 Quasi Peak	504.5 kHz	42.56 N gnd	-13.43	
2 Average	504.5 kHz	29.46 N gnd	-16.54	
1 Quasi Peak	869 kHz	33.50 N gnd	-22.50	
2 Average	869 kHz	26.24 N gnd	-19.75	
2 Average	1.256 MHz	26.00 N gnd	-19.99	
1 Quasi Peak	1.6295 MHz	31.62 N gnd	-24.37	
2 Average	2.138 MHz	24.13 N gnd	-21.86	
1 Quasi Peak	2.255 MHz	29.54 N gnd	-26.45	
1 Quasi Peak	4.8425 MHz	24.81 N gnd	-31.18	
2 Average	4.8425 MHz	19.38 N gnd	-26.62	
1 Quasi Peak	9.779 MHz	30.10 N gnd	-29.89	
2 Average	10.3325 MHz	18.77 L1 gnd	-31.22	
1 Quasi Peak	17.5865 MHz	48.01 N gnd	-11.98	
2 Average	17.5865 MHz	35.54 N gnd	-14.45	
2 Average	18.0005 MHz	35.88 N gnd	-14.12	
1 Quasi Peak	18.0545 MHz	47.82 N gnd	-12.17	



CMA Testing and Certification Laboratories

廠商會檢定中心

TEST REPORT

Report No. : AU0055299(8)

Date : 15 Sep 2016

4 Photograph

4.1 Photographs of the Test Setup for Radiated Emission and Conducted Emission

For electronic filing, the photos are saved with filename 2ACS619RX TSup.pdf.

4.2 Photographs of the External and Internal Configurations of the EUT

For electronic filing, the photos are saved with filename 2ACS619RX ExPho.pdf and 2ACS619RX InPho.pdf.

4.3 Antenna requirement

Appendices A5 shows the antenna is permanently attached and cannot be changed. Therefore it fulfils the section 15.203 requirement



CMA Testing and Certification Laboratories

廠商會檢定中心

TEST REPORT

Report No. : AU0055299(8)

Date : 15 Sep 2016

5 Appendices

A1	Photos of the set-up of Radiated Emissions	3	pages
A2	Photos of the set-up of Conducted Emissions	1	page
A3	Photos of the set-up of Line-conducted Emissions	1	page
A4	Photos of External Configurations	4	pages
A5	Photos of Internal Configurations	3	pages
A6	ID Label/Location	1	page



CMA Testing and Certification Laboratories

廠商會檢定中心

TEST REPORT


Report No. : AU0055299(8)

Date : 15 Sep 2016

A1. Photos of the set-up of Radiated Emissions



30MHz – 1GHz



9kHz – 30MHz

Tested by:

Mr. LEUNG Shu-kan, Ken

Reviewed by:

Mr. WONG Lap-pong, Andrew



CMA Testing and Certification Laboratories


廠商會檢定中心

TEST REPORT

Report No. : AU0055299(8)

Date : 15 Sep 2016

A1. Photos of the set-up of Radiated Emissions



1GHz – 26GHz

Tested by:

Mr. LEUNG Shu-kan, Ken

Reviewed by:

Mr. WONG Lap-pong, Andrew



CMA Testing and Certification Laboratories


廠商會檢定中心

TEST REPORT


Report No. : AU0055299(8)

Date : 15 Sep 2016

A1. Photos of the set-up of Radiated Emissions



Front view, Charging



Rear view, Charging

Tested by:

Mr. LEUNG Shu-kan, Ken

Reviewed by:

Mr. WONG Lap-pong, Andrew



CMA Testing and Certification Laboratories


廠商會檢定中心

TEST REPORT

Report No. : AU0055299(8)

Date : 15 Sep 2016

A2. Photos of the set-up of Conducted Emissions



Tested by:

Mr. LEUNG Shu-kan, Ken

Reviewed by:

Mr. WONG Lap-pong, Andrew



CMA Testing and Certification Laboratories


廠商會檢定中心

TEST REPORT


Report No. : AU0055299(8)

Date : 15 Sep 2016

A3. Photos of the set-up of Line-conducted Emissions



Front view



Side view

Tested by:

Mr. LEUNG Shu-kan, Ken

Reviewed by:

Mr. WONG Lap-pong, Andrew

FCC ID: 2ACS619RX

Page 56 of 64

This document is issued subject to the latest CMA Testing General Terms and Conditions of Testing and Inspection Services, available on request or accessible at website www.cmatcl.com. This document shall not be reproduced except in full or with written approval by CMA Testing.

CMA Industrial Development Foundation Limited

Room 1302, Yan Hing Centre, 9-13 Wong Chuk Yeung St., Fo Tan, Shatin, N.T., Hong Kong.

Tel: (852) 2698 8198 Fax: (852) 2695 4177 E-mail: info@cmatcl.com Web Site: <http://www.cmatcl.com>



CMA Testing and Certification Laboratories

廠商會檢定中心

TEST REPORT

Report No. : AU0055299(8)

Date : 15 Sep 2016

A4 Photos of External Configurations



External Configuration 1



External Configuration 2

Tested by:

Mr. LEUNG Shu-kan, Ken

Reviewed by:

Mr. WONG Lap-pong, Andrew

FCC ID: 2ACS619RX

Page 57 of 64

This document is issued subject to the latest CMA Testing General Terms and Conditions of Testing and Inspection Services, available on request or accessible at website www.cmatcl.com.
This document shall not be reproduced except in full or with written approval by CMA Testing

CMA Industrial Development Foundation Limited

Room 1302, Yan Hing Centre, 9-13 Wong Chuk Yeung St., Fo Tan, Shatin, N.T., Hong Kong.

Tel: (852) 2698 8198 Fax: (852) 2695 4177 E-mail: info@cmatcl.com Web Site: <http://www.cmatcl.com>



CMA Testing and Certification Laboratories

廠商會檢定中心

TEST REPORT

Report No. : AU0055299(8)

Date : 15 Sep 2016

A4 Photos of External Configurations



External Configuration 3



External Configuration 4

Tested by:

Mr. LEUNG Shu-kan, Ken

Reviewed by:

Mr. WONG Lap-pong, Andrew

FCC ID: 2ACS619RX

Page 58 of 64

This document is issued subject to the latest CMA Testing General Terms and Conditions of Testing and Inspection Services, available on request or accessible at website www.cmatcl.com.
This document shall not be reproduced except in full or with written approval by CMA Testing

CMA Industrial Development Foundation Limited

Room 1302, Yan Hing Centre, 9-13 Wong Chuk Yeung St., Fo Tan, Shatin, N.T., Hong Kong.

Tel: (852) 2698 8198 Fax: (852) 2695 4177 E-mail: info@cmatcl.com Web Site: <http://www.cmatcl.com>



CMA Testing and Certification Laboratories

廠商會檢定中心

TEST REPORT

Report No. : AU0055299(8)

Date : 15 Sep 2016

A4 Photos of External Configurations



External Configuration 5



External Configuration 6

Tested by:

Mr. LEUNG Shu-kan, Ken

Reviewed by:

Mr. WONG Lap-pong, Andrew

FCC ID: 2ACS619RX

Page 59 of 64

This document is issued subject to the latest CMA Testing General Terms and Conditions of Testing and Inspection Services, available on request or accessible at website www.cmatcl.com.
This document shall not be reproduced except in full or with written approval by CMA Testing

CMA Industrial Development Foundation Limited

Room 1302, Yan Hing Centre, 9-13 Wong Chuk Yeung St., Fo Tan, Shatin, N.T., Hong Kong.

Tel: (852) 2698 8198 Fax: (852) 2695 4177 E-mail: info@cmatcl.com Web Site: <http://www.cmatcl.com>



CMA Testing and Certification Laboratories

廠商會檢定中心

TEST REPORT

Report No. : AU0055299(8)

Date : 15 Sep 2016

A4 Photos of External Configurations



External Configuration 7

Tested by:

Handwritten signature of Mr. LEUNG Shu-kan, Ken.

Mr. LEUNG Shu-kan, Ken

Reviewed by:

Handwritten signature of Mr. WONG Lap-pong, Andrew.

Mr. WONG Lap-pong, Andrew

FCC ID: 2ACS619RX

Page 60 of 64

This document is issued subject to the latest CMA Testing General Terms and Conditions of Testing and Inspection Services, available on request or accessible at website www.cmatcl.com.
This document shall not be reproduced except in full or with written approval by CMA Testing

CMA Industrial Development Foundation Limited

Room 1302, Yan Hing Centre, 9-13 Wong Chuk Yeung St., Fo Tan, Shatin, N.T., Hong Kong.

Tel: (852) 2698 8198 Fax: (852) 2695 4177 E-mail: info@cmatcl.com Web Site: <http://www.cmatcl.com>



CMA Testing and Certification Laboratories

廠商會檢定中心

TEST REPORT


Report No. : AU0055299(8)

Date : 15 Sep 2016

A5 Photos of Internal Configurations



Internal Configuration 1



Internal Configuration 2

Tested by:

Mr. LEUNG Shu-kan, Ken

Reviewed by:

Mr. WONG Lap-pong, Andrew

FCC ID: 2ACS619RX

Page 61 of 64

This document is issued subject to the latest CMA Testing General Terms and Conditions of Testing and Inspection Services, available on request or accessible at website www.cmatcl.com. This document shall not be reproduced except in full or with written approval by CMA Testing.

CMA Industrial Development Foundation Limited

Room 1302, Yan Hing Centre, 9-13 Wong Chuk Yeung St., Fo Tan, Shatin, N.T., Hong Kong.

Tel: (852) 2698 8198 Fax: (852) 2695 4177 E-mail: info@cmatcl.com Web Site: <http://www.cmatcl.com>



CMA Testing and Certification Laboratories

廠商會檢定中心

TEST REPORT


Report No. : AU0055299(8)

Date : 15 Sep 2016

A5 Photos of Internal Configurations



Internal Configuration 3



Internal Configuration 4

Tested by:

Mr. LEUNG Shu-kan, Ken

Reviewed by:

Mr. WONG Lap-pong, Andrew

FCC ID: 2ACS619RX

Page 62 of 64

This document is issued subject to the latest CMA Testing General Terms and Conditions of Testing and Inspection Services, available on request or accessible at website www.cmatcl.com.
This document shall not be reproduced except in full or with written approval by CMA Testing

CMA Industrial Development Foundation Limited

Room 1302, Yan Hing Centre, 9-13 Wong Chuk Yeung St., Fo Tan, Shatin, N.T., Hong Kong.

Tel: (852) 2698 8198 Fax: (852) 2695 4177 E-mail: info@cmatcl.com Web Site: <http://www.cmatcl.com>



CMA Testing and Certification Laboratories


廠商會檢定中心

TEST REPORT

Report No. : AU0055299(8)

Date : 15 Sep 2016

A5 Photos of Internal Configurations



EUT antenna

Tested by:

Mr. LEUNG Shu-kan, Ken

Reviewed by:

Mr. WONG Lap-pong, Andrew

FCC ID: 2ACS619RX

Page 63 of 64

This document is issued subject to the latest CMA Testing General Terms and Conditions of Testing and Inspection Services, available on request or accessible at website www.cmatcl.com.
This document shall not be reproduced except in full or with written approval by CMA Testing

CMA Industrial Development Foundation Limited

Room 1302, Yan Hing Centre, 9-13 Wong Chuk Yeung St., Fo Tan, Shatin, N.T., Hong Kong.

Tel: (852) 2698 8198 Fax: (852) 2695 4177 E-mail: info@cmatcl.com Web Site: <http://www.cmatcl.com>



CMA Testing and Certification Laboratories

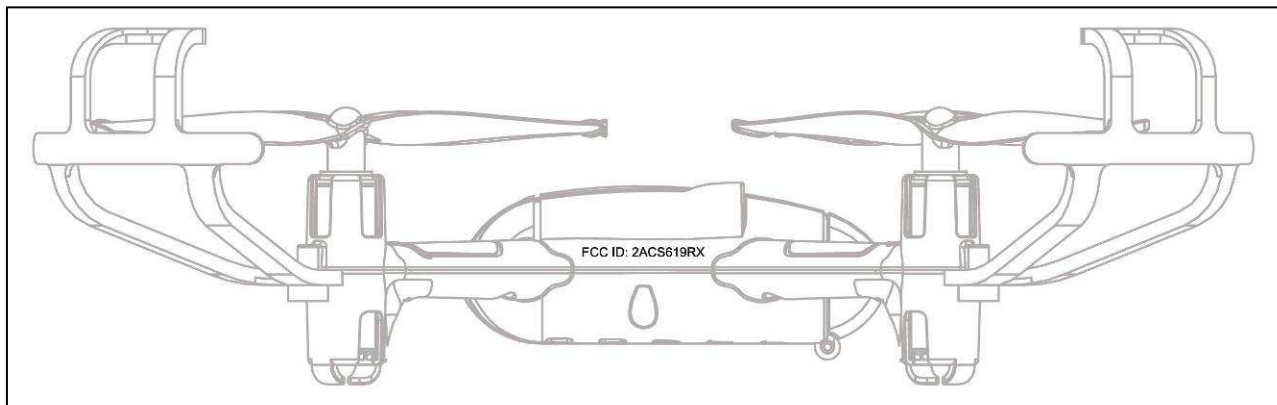
廠商會檢定中心

TEST REPORT

Report No. : AU0055299(8)

Date : 15 Sep 2016

A6 ID Label / Location



ID Label 1



ID Label 2

***** End of Report *****

Tested by:

Mr. LEUNG Shu-kan, Ken

Reviewed by:

Mr. WONG Lap-pong, Andrew

FCC ID: 2ACS619RX