



TEST SETUP PHOTOS

Antenna A

H-Front Side (0mm)



H-Back Side (0mm)



H-Top Edge (0mm)




V-Front Side (0mm)



V-Back Side (0mm)




H-Front Side (10mm)




H-Back Side (10mm)



H-Top Edge (10mm)



V-Front Side (10mm)




V-Back Side (10mm)



Antenna B


H-Front Side (0mm)



H-Back Side (0mm)



H-Top Edge (0mm)




V-Front Side (0mm)



V-Back Side (0mm)



H-Front Side (10mm)




H-Back Side (10mm)




H-Top Edge (10mm)



V-Front Side (10mm)



V-Back Side (10mm)



Antenna C

Front Side (0mm)




Back Side (0mm)



Top Edge (0mm)



Front Side (10mm)



Back Side (10mm)



Top Edge (10mm)



Antenna D


H-Front Side (0mm)



H-Back Side (0mm)



H-Top Edge (0mm)



V-Front Side (0mm)



V-Back Side (0mm)




V-Top Edge (0mm)



H-Front Side (10mm)




H-Back Side (10mm)




H-Top Edge (10mm)



V-Front Side (10mm)



V-Back Side (10mm)



V-Top Edge (10mm)

