


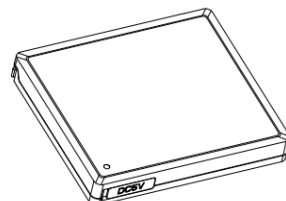


## Fast Guide



ZillionTrace-28E

## Item List



ZillionTracex1

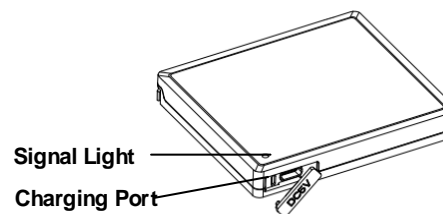


User Manualx1



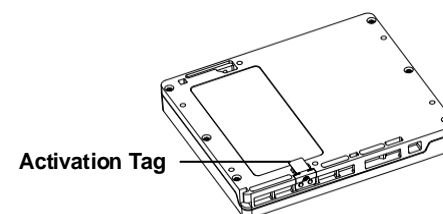
Charging Cable x1

## Product Introduction



Signal Light

Charging Port



Activation Tag

## Function Introduction

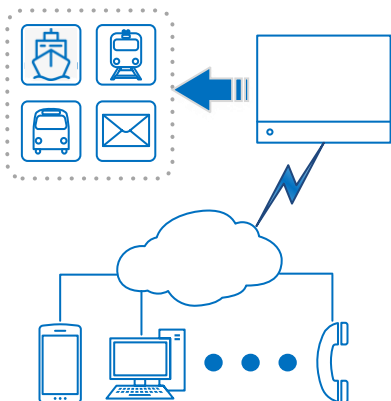
### 01. Activation

ZT-28E needs to be activated.  
How: Pull out the activation tag on the back of the device. The signal light in the front of the device will flash after activation to indicate the first data report, and then turn off.

### 02. Charging

ZT28-E uses a Type-C USB charging cable to charge.  
How: Connect the device and a 5V charger using a Type-C charging cable. The Charging Indicator will light up during the process, and turn off upon charging completion.

## How to Use



Place the device inside the container or asset to be monitored. Device will collect data according to business rules configured on the management portal.



## Attention

1. Device uses 2G and LTE-M communication; in areas without 2G/LTE-M, device will cache data.
2. Please do not place device below -30°C or above 60°C for extended period of time.
3. Please charge the device in an environment where temperature is within 5°C-30°C.
4. Information on sensor accuracy is from sensor manufacturers; accuracy on site may vary.
5. Device needs to be charged using proper power source.
6. Do not submerge the device in water.

## Specifications

Size: L\*W\*H 92\*79\*12(mm)  
Weight: 105g  
Dust and water protection: IP67  
Standard Report Interval: 5min-24h  
Active Report Interval: 5min-24h  
Temperature: -35°C~+75°C(±0.5°C)  
Location Method: Advanced + GSM  
Door Monitoring: Add-on door module  
Communication: 2G and LTE-M  
(Supports all 5G Cellular Communication Frequency bands)  
Battery: 3000mAh lithium polymer  
Battery Charging: 5V(DC 1.6A)

\*The specifications are just for your reference. Products shall be subject to changes without notice.

## Service



### Contact us:

ZillionSource Technologies Co., Ltd.  
Service Hotline: +86-21-61212023  
Email: [support@zillionsource.com](mailto:support@zillionsource.com)

For More Information, please go to  
[www.zillionsource.com](http://www.zillionsource.com)



## **FCC RF Exposure Information and Statement**

This device meets the government's requirements for exposure to radio waves. The guidelines are based on standards that were developed by independent scientific organizations through periodic and thorough evaluation of scientific studies. The standards include a substantial safety margin designed to assure the safety of all persons regardless of age or health. The SAR limit of USA (FCC) is 1.6 W/kg averaged. Device types: Environmental variable collector for logistics (FCC ID: 2ACRJ-ZT-28E) has also been tested against this SAR limit. SAR information on this and other pad can be viewed on-line at <http://www.fcc.gov/oet/ea/fccid/>. Please use the device FCC ID number for search. This device was tested simulation typical 10mm to body. To maintain compliance with FCC RF exposure requirements, use accessories should maintain a separation distance between the user's bodies mentioned above, the use of holsters and similar accessories should not contain metallic components in its assembly, the use of accessories that do not satisfy these requirements may not comply with FCC RF exposure requirements, and should be avoided.

## **FCC Warning**

This device complies with Part 15 of the FCC Rules. Operation is subject to the following two conditions:

(1) This device may not cause harmful interference, and (2) this device must accept any interference received, including interference that may cause undesired operation.

NOTE 1: This equipment has been tested and found to comply with the limits for a Class B digital device, pursuant to part 15 of the FCC Rules. These limits are designed to provide reasonable protection against harmful interference in a residential installation. This equipment generates uses and can radiate radio frequency energy and, if not installed and used in accordance with the instructions, may cause harmful interference to radio communications. However, there is no guarantee that interference will not occur in a particular installation. If this equipment does cause harmful interference to radio or television reception, which can be determined by turning the equipment off and on, the user is encouraged to try to correct the interference by one or more of the following measures:

- Reorient or relocate the receiving antenna.
- Increase the separation between the equipment and receiver.
- Connect the equipment into an outlet on a circuit different from that to which the receiver is connected.
- Consult the dealer or an experienced radio/TV technician for help.

NOTE 2: Any changes or modifications to this unit not expressly approved by the party responsible for compliance could void the user's authority to operate the equipment.