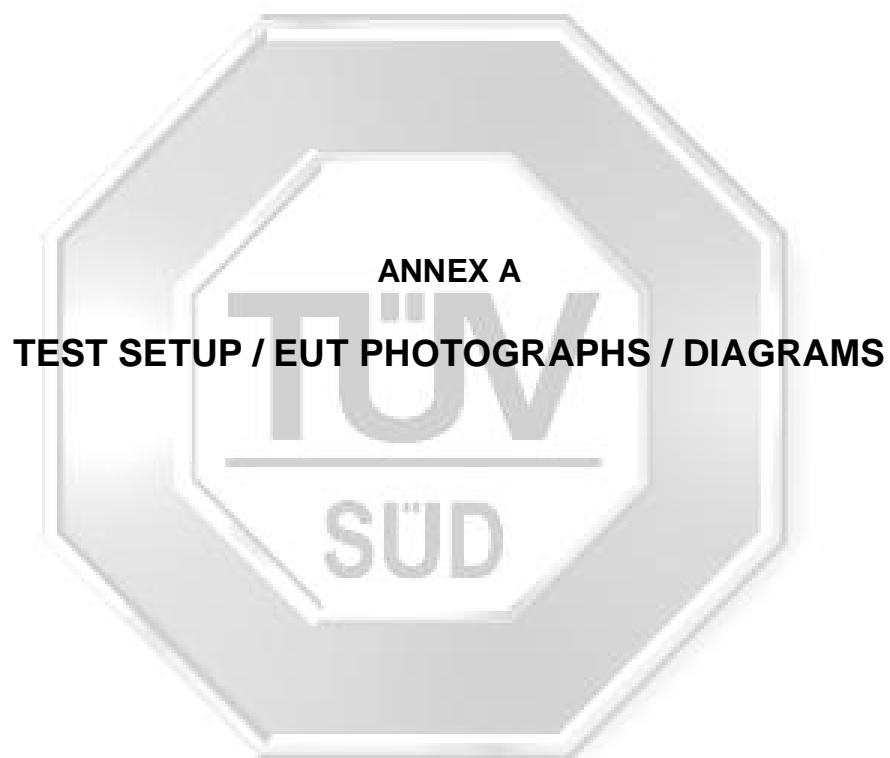





---

**ANNEX A TEST SETUP / EUT PHOTOGRAPHS / DIAGRAMS**




**ANNEX A TEST SETUP / EUT PHOTOGRAPHS / DIAGRAMS**

**TEST SETUP (9kHz – 30MHz)**




**Radiated Emissions Test Setup (Front View)**




**Radiated Emissions Test Setup (Rear View)**

**ANNEX A TEST SETUP / EUT PHOTOGRAPHS / DIAGRAMS**

**TEST SETUP (30MHz to 1GHz)**




**Radiated Emissions Test Setup (Front View)**




**Radiated Emissions Test Setup (Rear View)**

**ANNEX A TEST SETUP / EUT PHOTOGRAPHS / DIAGRAMS**

**TEST SETUP (Above 1GHz)**



**Radiated Emissions Test Setup (Front View)**




**Radiated Emissions Test Setup (Rear View)**




**ANNEX A TEST SETUP / EUT PHOTOGRAPHS / DIAGRAMS**

**TEST SETUP**




**Spectrum Bandwidth (6dB Bandwidth Measurement) Test Setup**




**Maximum Peak Power Test Setup**

**ANNEX A TEST SETUP / EUT PHOTOGRAPHS / DIAGRAMS**

**TEST SETUP**




**RF Conducted Spurious Emissions (Non-Restricted Bands) Test Setup**



**RF Conducted Spurious Emissions (Restricted Bands) Test Setup**

**ANNEX A TEST SETUP / EUT PHOTOGRAPHS / DIAGRAMS**

**TEST SETUP**



**Band Edge Compliance (Conducted) Test Setup**




**Band Edge Compliance (Radiated) Test Setup**



ANNEX A TEST SETUP / EUT PHOTOGRAPHS / DIAGRAMS

TEST SETUP



Peak Power Spectral Density Test Setup

