

Appendix 2 Photodocumentation

Description: Test setup with battery and display connected

Division:
Industry & Energy


Department: FG

Test report reference:
INE-AT/FG-18/107

Page: 3 of 6

Date: 01.02.2018

checked by: _____



Appendix 2 Photodocumentation

Description: Test setup inside the absorber chamber

Division:
Industry & Energy


Department: FG

Test report reference:
INE-AT/FG-18/107

Page: 4 of 6

Date: 01.02.2018

checked by: _____



Appendix 2 Photodocumentation

Description: Test setup < 1GHz

Division:
Industry & Energy


Department: FG

Test report reference:
INE-AT/FG-18/107

Page: 5 of 6

Date: 01.02.2018

checked by: _____



Appendix 2 Photodocumentation

Description: Test setup > 1GHz

Division:
Industry & Energy

Department: FG

Test report reference:
INE-AT/FG-18/107

Page: 6 of 6

Date: 01.02.2018

checked by: _____

