
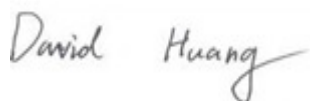



RF EXPOSURE REPORT



Report No.: 17070294-FCC-H2

Supersede Report No.: N/A

| | | |
|--|---|---|
| Applicant | MOVILTELCO TRADE, S.L. | |
| Product Name | Mobile phone | |
| Model No. | L402 | |
| Serial No. | N/A | |
| Test Standard | FCC 2.1093:2016 | |
| Test Date | May 04 to 21, 2017 | |
| Issue Date | May 22, 2017 | |
| Test Result | <input checked="" type="checkbox"/> Pass <input type="checkbox"/> Fail | |
| Equipment complied with the specification | <input checked="" type="checkbox"/> | |
| Equipment did not comply with the specification | <input type="checkbox"/> | |
|  |  |  |
| Loren Luo Test Engineer | David Huang Checked By | |
| This test report may be reproduced in full only Test result presented in this test report is applicable to the tested sample only | | |

Issued by:

SIEMIC (SHENZHEN-CHINA) LABORATORIES

Zone A, Floor 1, Building 2 Wan Ye Long Technology Park

South Side of Zhoushi Road, Bao' an District, Shenzhen, Guangdong China 518108

Phone: +86 0755 2601 4629801 Email: China@siemic.com.cn

Laboratories Introduction

SIEMIC, headquartered in the heart of Silicon Valley, with superior facilities in US and Asia, is one of the leading independent testing and certification facilities providing customers with one-stop shop services for Compliance Testing and Global Certifications.



In addition to testing and certification, SIEMIC provides initial design reviews and compliance management throughout a project. Our extensive experience with China, Asia Pacific, North America, European, and International compliance requirements, assures the fastest, most cost effective way to attain regulatory compliance for the global markets.

Accreditations for Conformity Assessment

| Country/Region | Scope |
|----------------|------------------------------------|
| USA | EMC, RF/Wireless, SAR, Telecom |
| Canada | EMC, RF/Wireless, SAR, Telecom |
| Taiwan | EMC, RF, Telecom, SAR, Safety |
| Hong Kong | RF/Wireless, SAR, Telecom |
| Australia | EMC, RF, Telecom, SAR, Safety |
| Korea | EMI, EMS, RF, SAR, Telecom, Safety |
| Japan | EMI, RF/Wireless, SAR, Telecom |
| Singapore | EMC, RF, SAR, Telecom |
| Europe | EMC, RF, SAR, Telecom, Safety |

| | |
|-------------|-----------------|
| Test Report | 17070294-FCC-H2 |
| Page | 3 of 9 |

This page has been left blank intentionally.

CONTENTS

| | |
|--|---|
| 1. REPORT REVISION HISTORY | 5 |
| 2. CUSTOMER INFORMATION | 5 |
| 3. TEST SITE INFORMATION | 5 |
| 4. EQUIPMENT UNDER TEST (EUT) INFORMATION | 6 |
| 5. FCC §2.1093 - RADIOFREQUENCY RADIATION EXPOSURE EVALUATION: PORTABLE DEVICES. | 8 |
| 5.1 RF EXPOSURE..... | 8 |
| 5.2 TEST RESULT | 9 |

1. Report Revision History

| Report No. | Report Version | Description | Issue Date |
|-----------------|----------------|-------------|--------------|
| 17070294-FCC-H2 | NONE | Original | May 22, 2017 |
| | | | |
| | | | |
| | | | |
| | | | |

2. Customer information

| | |
|------------------|---|
| Applicant Name | MOVILTELCO TRADE, S.L. |
| Applicant Add | Street: ABTAO,25-1Floor A-office MADRID-SPAIN |
| Manufacturer | MOVILTELCO TRADE, S.L. |
| Manufacturer Add | Street: ABTAO,25-1Floor A-office MADRID-SPAIN |

3. Test site information

| | |
|----------------------|--|
| Lab performing tests | SIEMIC (Shenzhen-China) LABORATORIES |
| Lab Address | Zone A, Floor 1, Building 2 Wan Ye Long Technology Park South Side of Zhoushi Road, Bao' an District, Shenzhen, Guangdong China 518108 |
| FCC Test Site No. | 718246 |
| IC Test Site No. | 4842E-1 |
| Test Software | Radiated Emission Program-To Shenzhen v2.0 |

4. Equipment under Test (EUT) Information

| | |
|---------------------|---|
| Description of EUT: | Mobile phone |
| Main Model: | L402 |
| Serial Model: | N/A |
| Date EUT received: | May 03, 2017 |
| Test Date(s): | May 04 to 21, 2017 |
| Antenna Gain: | GSM850:0dBi PCS1900: 0dBi UMTS-FDD Band V: 0dBi UMTS-FDD Band II: 0dBi LTE Band II: 0dBi WIFI: 0dBi Bluetooth: 0dBi GPS: 0dBi |
| Antenna Type: | PIFA antenna |
| Type of Modulation: | GSM / GPRS: GMSK EGPRS: GMSK,8PSK UMTS-FDD: QPSK LTE Band: QPSK, 16QAM 802.11b/g/n: DSSS, OFDM Bluetooth: GFSK, π /4DQPSK, 8DPSK GPS:BPSK |

GSM850 TX: 824.2 ~ 848.8 MHz; RX: 869.2 ~ 893.8 MHz
 PCS1900 TX: 1850.2 ~ 1909.8 MHz; RX: 1930.2 ~ 1989.8 MHz
 UMTS-FDD Band V TX: 826.4 ~ 846.6 MHz; RX: 871.4 ~ 891.6 MHz
 UMTS-FDD Band II TX: 1852.4 ~ 1907.6 MHz;
 RF Operating Frequency (ies): RX: 1932.4 ~ 1987.6 MHz
 LTE Band II TX: 1850.7~ 1909.3 MHz; RX : 1930.7 ~ 1989.3 MHz
 WIFI: 802.11b/g/n(20M): 2412-2462 MHz
 Bluetooth: 2402-2480 MHz
 GPS: 1575.42 MHz

GSM 850: 124CH
 PCS1900: 299CH
 UMTS-FDD Band V : 102CH
 Number of Channels: UMTS-FDD Band II : 277CH
 WIFI :802.11b/g/n(20M): 11CH
 Bluetooth: 79CH
 GPS:1CH

Port: USB Port, Earphone Port

Adapter:
 Model: L402
 Input: AC100-240V~50/60Hz,0.15A
 Input Power: Output: DC 5.0V,500mA
 Battery :
 Model: L402
 Spec: 3.7V,5.18WH(min/typ)
 Voltage of charge limited:4.2V

Trade Name : Mtt/movistar

GPRS/EGPRS Multi-slot class 8/10/12

FCC ID: 2ACQKTELCO012

5. FCC §2.1093 - Radiofrequency radiation exposure evaluation: portable devices.

5.1 RF Exposure

Standard Requirement:

According to §15.247 (i) and §1.1307(b)(1), systems operating under the provisions of this section shall be operated in a manner that ensures that the public is not exposed to radio frequency energy level in excess of the Commission' s guidelines.

The 1-g and 10-g SAR test exclusion thresholds for 100 MHz to 6 GHz at *test separation distances* ≤ 50 mm are determined by:

$[(\text{max. power of channel, including tune-up tolerance, mW}) / (\text{min. test separation distance, mm})] \cdot [\sqrt{f_{\text{(GHz)}}}] \leq 3.0$ for 1-g SAR and ≤ 7.5 for 10-g extremity SAR,¹⁶ where

- $f_{\text{(GHz)}}$ is the RF channel transmit frequency in GHz
- Power and distance are rounded to the nearest mW and mm before calculation¹⁷
- The result is rounded to one decimal place for comparison

The test exclusions are applicable only when the minimum *test separation distance* is ≤ 50 mm and for transmission frequencies between 100 MHz and 6 GHz. When the minimum *test separation distance* is < 5 mm, a distance of 5 mm is applied to determine SAR test exclusion.

Routine SAR evaluation refers to that specifically required by § 2.1093, using measurements or computer simulation. When routine SAR evaluation is not required, portable transmitters with output power greater than the applicable low threshold require SAR evaluation to qualify for TCB approval.

$$\text{result} = P\sqrt{F} / D$$

P= Maximum turn-up power in mW

F= Channel frequency in GHz

D= Minimum test separation distance in mm

5.2 Test Result

Bluetooth Mode:

| Modulation | CH | Frequency (MHz) | Conducted Power (dBm) | Tune Up Power (dBm) | Max Tune Up Power (dBm) | Max Tune Up Power (mW) | Result | Limit |
|------------|------|-----------------|-----------------------|---------------------|-------------------------|------------------------|--------|-------|
| GFSK | Low | 2402 | 5.707 | 6±1 | 7 | 5.012 | 1.55 | 3 |
| | Mid | 2441 | 6.379 | 6±1 | 7 | 5.012 | 1.57 | 3 |
| | High | 2480 | 5.090 | 6±1 | 7 | 5.012 | 1.58 | 3 |
| π /4 DQPSK | Low | 2402 | 6.816 | 7±1 | 8 | 6.310 | 1.96 | 3 |
| | Mid | 2441 | 7.143 | 7±1 | 8 | 6.310 | 1.97 | 3 |
| | High | 2480 | 6.017 | 7±1 | 8 | 6.310 | 1.99 | 3 |
| 8-DPSK | Low | 2402 | 6.937 | 7±1 | 8 | 6.310 | 1.96 | 3 |
| | Mid | 2441 | 7.215 | 7±1 | 8 | 6.310 | 1.97 | 3 |
| | High | 2480 | 6.336 | 7±1 | 8 | 6.310 | 1.99 | 3 |

Result: Compliance

No SAR measurement is required.