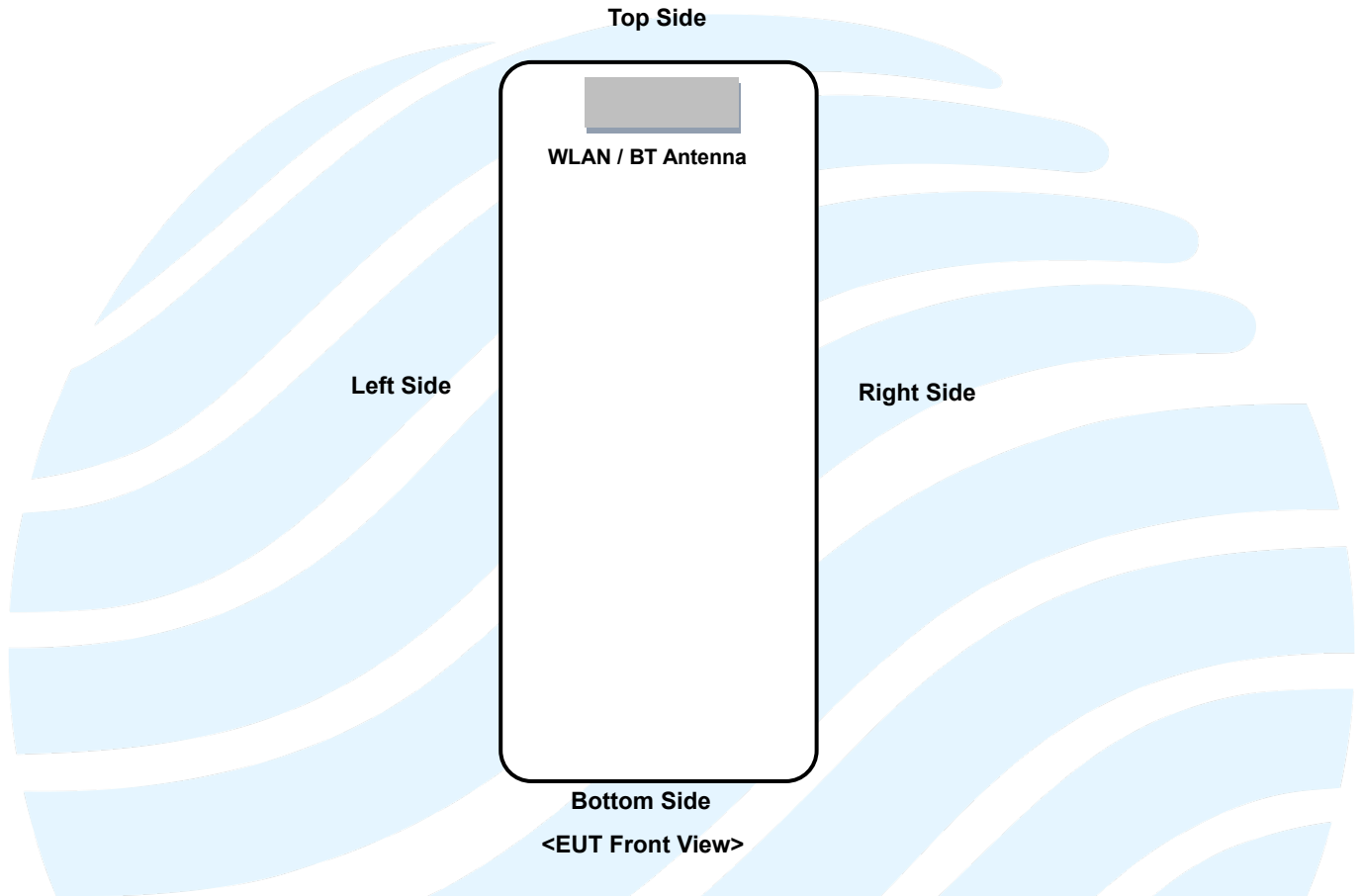


<Photographs of EUT>

Refer to the EUT external photographs.

<Antenna Location>




The separation distance for antenna to edge:


Antenna to edge (mm)	Left Side	Right Side	Top Side	Bottom Side
WLAN / BT	10	10	5	115

Shenzhen UnionTrust Quality and Technology Co., Ltd.


<Photographs of SAR Setup>




Front Face of EUT with 0 cm Gap




Rear Face of EUT with 0 cm Gap



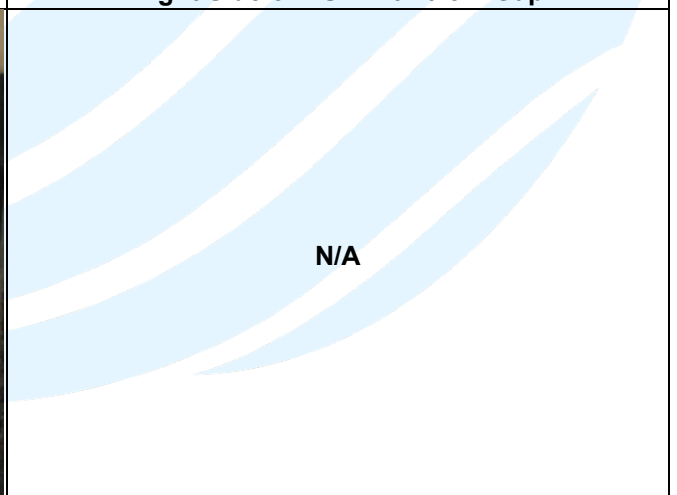
Left Side of EUT with 0 cm Gap



Right Side of EUT with 0 cm Gap



Top Side of EUT with 0 cm Gap



N/A

Bottom Side of EUT with 0 cm Gap

Shenzhen UnionTrust Quality and Technology Co., Ltd.

Address: Unit D/E of 9/F and 16/F, Block A, Building 6, Baoneng science and technology park, Longhua district, Shenzhen, China
Tel: +86-755-28230888 Fax: +86-755-28230886 E-mail: info@uttlab.com [Http://www.uttlab.com](http://www.uttlab.com)
UTTR-SAR-IEEE Std 1528-2013-V1.1_Appendix D