



1. SETUP PHOTOS

ANTENNA PORT CONDUCTED RF MEASUREMENT SETUP





RADIATED RF MEASUREMENT SETUP (BELOW 1 GHz)






RADIATED RF MEASUREMENT SETUP (ABOVE 1 GHz)






RADIATED RF WORST-CASE INVESTIGATION AT FUNDAMENTAL SET-UP






This orientation proved to be the worst-case in the stand-alone case. To see what affects, if any, attaching the device to a laptop PC via its USB cable was also investigated. The presence of the USB cable and laptop PC had negligible effect at the fundamental emission. In fact, the stand-alone configuration's fundamental emission level was slightly higher than with the device attached to the laptop PC. Therefore, the stand-alone configuration was used throughout FCC Part 15, Subpart C radiated emissions testing.



POWERLINE CONDUCTED EMISSIONS MEASUREMENT SETUP





END OF DOCUMENT