

Model: NICE18b

USER MANUAL

Bluetooth Earphone
for Sports&Activity Life

KSCAT For Sports

Bluetooth 4.1

WIRELESS

KSCAT For Sports

How to Wear

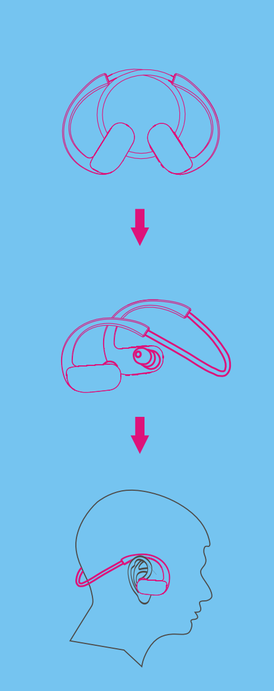

KSCAT For Sports

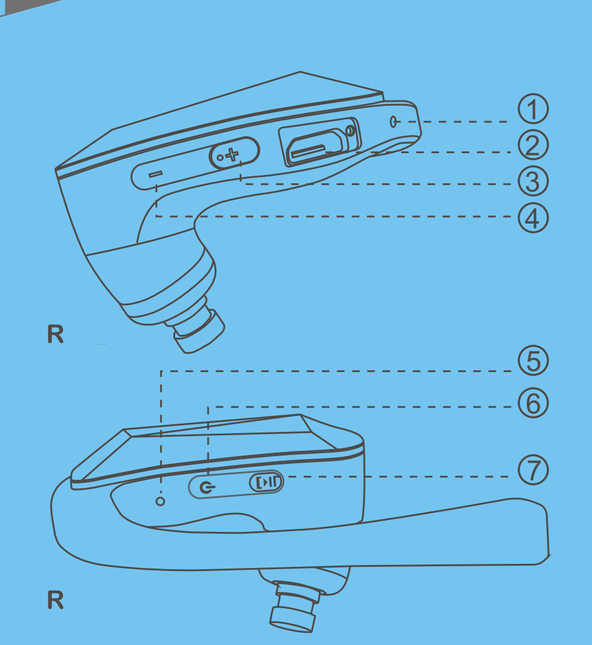

① Microphone
② USB Port
③ "+"-Volume
④ "-"-Volume
⑤ LED Indicator
⑥ Power
⑦ "M" - Multifunction

KSCAT For Sports

Package contents

ITEMS	DETAILS
Nice18bBluetooth earphone set	1X
Micro USB cable	1X
Regular ear tips	2X M size installed 2X S size; 2X L size
Waterproof ear tips	2X S size; 2X L size
User manual	1X

HOW TO CHARGE

1. Nice 18b is low battery when the LED indicator shows blinking red light, please charge it in time.
2. For charging, please connect Nice 18b to reliable power source with the Micro USB cable included in package; while charging, the LED indicator shows solid red light.
3. The standard charging time is 2 hours. When charging completes, the LED indicator shows solid blue light.

Notice Please keep your USB port dry and clean; Please do not charge your device right after exercising in prevention of electricity leakage caused by remaining sweat.

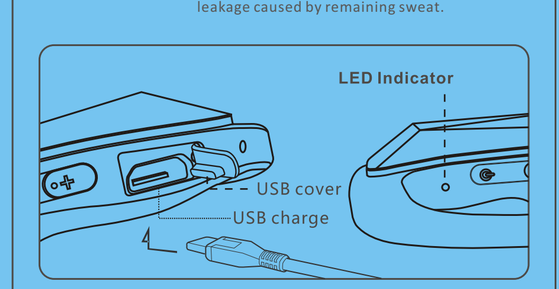

KSCAT For Sports

Bluetooth partial features instruction

HOW TO PAIR

1. To enter "pairing" state, please do as following.
a. Nice 18b is powered off: please hold the Power button for 3 seconds until the LED indicator blinks altering red&blue light.

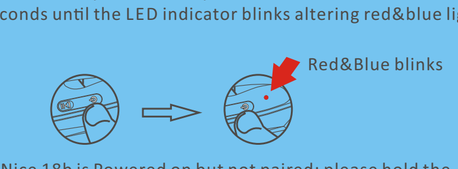

b. Nice 18b is Powered on but not paired: please hold the Multifunction button firmly for 6 seconds until the LED indicator blinks altering red&blue light.

c. Nice 18b is Powered on but paired with unwanted device: to pair with desired device, please pause or quit current activity (music playing/phone call),then hold the Multifunction button firmly for 6 seconds until the LED indicator blinks altering red&blue light.

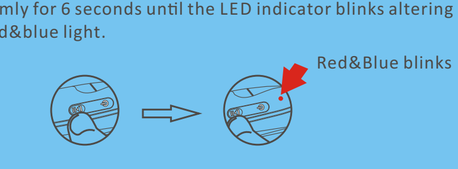

KSCAT For Sports

Bluetooth partial features instruction

HOW TO PAIR

2. Enable Bluetooth function of desired device, then search for "Nice 18b" and click it to pair.

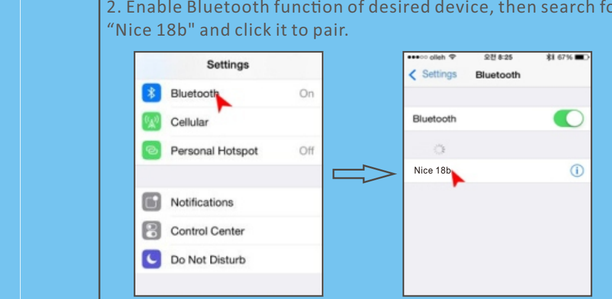

3. Pairing is successful when the LED indicator shows single blue blink every 5 seconds.(iphone/ipad and some android products may display Nice 18b battery status at notification bar area)

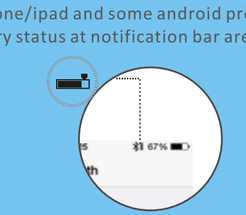

LED INDICATOR

Color	Action	Indicate
Red	Blinking	Low battery
Red	Solid	Charging/Connected
Blue	Solid	Charging complete
Red & Blue	Altering blinks	Pairing
Blue	Single blink every 5 seconds	Successfully Paired
Blue	Double blinks every 2 seconds	Unpaired/Stand-by
Violet	Stay for 1 second	Power-off/Power-on

KSCAT For Sports

ACTIONS

Summary of Basic Functions

Function	Action	Signal/Prompt
Power on	Hold the Power button for 6 seconds	Violet light stay for 1 second; Audio
Power-off (Manually)	Hold the Power button for 6 seconds	Violet light stay for 1 second; Audio
Power-off (Automatically)	Stand by for 5 minutes/ Battery voltage below 3.0 V	
Pairing	Hold the Power button for 6 seconds ⏻ Hold the Multifunction button for 6 seconds ⏯	Altering Blue & Red Blinks; Audio
Connected		Single blue light blinks every 5 seconds/audio
Reconnect (Manual)	Quick press Multifunction Button ⏯	

Music Playing

Function	Action	Signal/Prompt
Play / Pause	Press the "M" button ⏯	Audio
Previous / Next	Hold "-"/"+" for 2 seconds	Audio
Volume up/down	Press the "+" / "-" button	Volume(max/min)

NOTICE "Play/Pause, Previous/Next" function may be disabled due to the different setting of target cellphones or other Bluetooth devices. Please operate the headset under the instruction of target device

Phone Call Function

Function	Action	Signal/Prompt
Answer / End	Press Multifunction button ⏯	Audio
Reject	Hold Multifunction button for 2 seconds ⏯	Audio
Redial	Quickly double press the "M" button ⏯	Audio
Earphone/Phone Switch	During phone call, hold Multifunction button for 2 seconds	Audio
Volume up/down	Press the "+"/"-" button	Volume(Max/Min)

KSCAT For Sports

TROUBLE SHOOTING FQA

Problem	Possible Cause	Solution
Can't turn on	Not enough battery	Charge
Can't detect device	Out of effective range	Bring device closer and reconnect
No sound during music playing	Bluetooth connection failed or not in Bluetooth phone call mode	Reconnect or switch to Bluetooth phone call mode
No sound during phone call		

SPECS

Bluetooth phone /Bluetooth music playing time	Up to 13 hours
Standby time	60 days
Charging time	2 hours
Bluetooth version	4.1
Duty range	10m/33ft.
Compatible Bluetooth profiles	A2DP,AVRCP,HSP,HFP
Frequency range	50 Hz – 15kHz
Speaker sensitivity	100 ± 3 dB
Microphone sensitivity	-45 ± 3 dB
Microphone type	Noise cancelling

What's Unique

MULTI-CONNECTION
1. Successfully pair Nice 18b with first Bluetooth device, then turn off Nice 18b and Bluetooth function of the paired device.
2. Power on Nice 18b, then pair it with second Bluetooth device.
3. Turn on Bluetooth function of first device, pair it with Nice 18b again.
4. Nice 18b is now multi-connected with both Bluetooth devices, and readily switchable.

Notice Bluetooth connection priority may exist due to the difference between devices

KSCAT For Sports

STORAGE AND MAINTENANCE

1. Storage:
Store your product in cool and dry place.
2. Maintenance:
a. the recommended working temperature range is 0-45°C (32-113°F) ;Over hot/cold/humid environment may badly reduce product battery life and harm overall performance.
b. avoid to use the product during lightning storm.
c. after long abandonment, please charge your product before use.
d. clean the product with a piece of dry cloth.
e. if remaining water/sweat found inside USB port, simply dry it with soft cloth.
f. keep the product away from sharp edges/points.

QUALITY WARRANTY

1. The product has one-year free warranty from date of purchase.
2. Any human factors or force majeure that cause the malfunction of the product will not be included in the free warranty.
3. For any quality problems, please contact your local distributor and take the product to check, repair or replace in time if need.

FCC STATEMENT:

This device complies with Part 15 of the FCC Rules. Operation is subject to the following two conditions:
(1) This device may not cause harmful interference, and
(2) This device must accept any interference received, including interference that may cause undesired operation.
Warning: Changes or modifications not expressly approved by the party responsible for compliance could void the user's authority to operate the equipment.

NOTE: This equipment has been tested and found to comply with the limits for a Class B digital device, pursuant to Part 15 of the FCC Rules. These limits are designed to provide reasonable protection against harmful interference in a residential installation.
This equipment generates uses and can radiate radio frequency energy and, if not installed and used in accordance with the instructions, may cause harmful interference to radio communications. However, there is no guarantee that interference will not occur in a particular installation. If this equipment does cause harmful interference to radio or television reception, which can be determined by turning the equipment off and on, the user is encouraged to try to correct the interference by one or more of the following measures:
- Reorient or relocate the receiving antenna.
- Increase the separation between the equipment and receiver.
- Connect the equipment into an outlet on a circuit different from that to which the receiver is connected.
- Consult the dealer or an experienced radio/TV technician for help.

RF warning statement:

The device has been evaluated to meet general RF exposure requirement. The device can be used in portable exposure condition without restriction.