

Figure 7

The EUT-Inside View




Figure 8

PCB of the EUT-Front View




Figure 9

PCB of the EUT-Back View




Figure 10

PCB of the EUT-Front View




Figure 11

PCB of the EUT-Back View




Figure 12

PCB of the EUT-Front View





Figure 13

PCB of the EUT-Back View



Antenna