
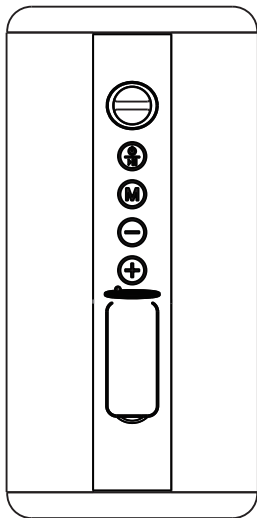



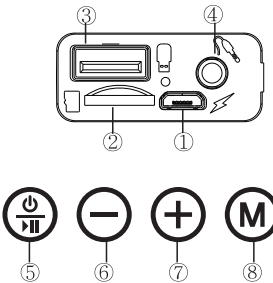



尺寸: 50*100mm,3折页正反印刷

 <p>TD-SPBT16</p>  <p>BLUETOOTH® SPEAKER</p>	 <p>PLEASE READ THE USER MANUAL CAREFULLY BEFORE USING BLUETOOTH® SPEAKER MUST BE FULLY CHARGED BEFORE USE.</p> <p>Included cables:</p> <ol style="list-style-type: none"> 3.5mm (1/8) male to male AUX Micro USB, DC 5V USB   <p>Charging : Connect one end of the included USB Charging Cable to the Charging Port on your speaker. Then plug the other end of the USB Charging Cable into a suitable USB port on your computer to recharge your speaker's internal rechargeable battery. NOTE: The internal battery of your speaker takes approximately four hours to charge when completely drained.</p>	<p>BLUETOOTH® SPEAKER TD-SBPT16</p>  <p>Key : Function</p> <ol style="list-style-type: none"> Micro USB: Charge the speaker with DC 5V USB cable TF (Micro SD): Insert TF (Micro SD) card to play music USB: Insert USB card disk to play music from the card Aux: Standard 3.5mm cable. Connect to phone, computer, tablet or other mobile devices with 3.5mm aux port. On/Off, Play/pause (5). Long press for power on/off. Short press for play / pause. Decrease volume – Short press for previous song. Long press to decrease volume. Increase volume – Short press for next song. Long press to increase volume. Mode change (M). – Keep Pressing M button until desired mode is selected 	<p>Bluetooth® Connection: Turn on the product. Bluetooth® mode will be activated automatically. Enable Bluetooth® function on your device and search the Bluetooth® device named TD-SPBT16. Select TD-SPBT16 to connect (pair). After successful connection (pairing) you can play music or use the Bluetooth® phone functions.</p> <p>If product is already turned on and on another mode, select Bluetooth mode by pressing the M button (8) until the bluetooth mode is selected, then pair with your device.</p> <p>Answer / Hang-up – When an incoming call comes, press "power on/off" button (5) to answer the call. Press again to hang up. To Reject a call – long press on/off to reject the call.</p> <p>FM RADIO FM Radio: Select FM radio mode using the M button (8) . Short press on/off (5) to auto search FM stations, press on/off again to stop searching.</p> <p>Important Safety Instructions:</p> <ol style="list-style-type: none"> Read and follow all Instructions. Do not use this device near water. Clean only with a dry cloth. Do not block any ventilation openings.. Do not charge near any heat sources such as radiators, heat registers, stoves, or other apparatus (including amplifiers) that produce heat. Discontinue use if damaged.
---	--	--	---

<ol style="list-style-type: none"> Protect the cord from being walked on or pinched particularly at plugs, convenience receptacles, and the point where they exit from the device. Refer all servicing to qualified service personnel. Servicing is required when the apparatus has been damaged in any way, such as power-supply cord or plug is damaged, liquid has been spilled or objects have fallen into the apparatus, the apparatus has been exposed to rain or moisture, does not operate normally, or has been dropped. <p>FC This device complies with part 15 of the FCC rules. Operation is subject to the following two conditions: (1) This device may not cause harmful interference, and (2) this device must accept any interference received. Including Interference that may cause undesired operation. FCC ID 2ACP4SPBT16 (BC)</p> <p>This Mobile Bluetooth® Speaker delivers Hi-Definition Stereo Sound. It's portable lightweight design allows you to bring the party wherever you go. Listen to music and talk to friends with built in wireless mic. Great for movies, games, music & calls.</p>	<p>Recycling and Reuse Guidelines for Europe in accordance with the European Union WEEE (Waste Electrical and Electronic Equipment) directive effective August 13, 2005, we would like to notify you that this product may contain regulated materials which, upon disposal, according to the WEEE directive, require special reuse and recycling processing. Please note that the product only falls under the WEEE directive. When disposing of packaging and other shipping material we encourage you to recycle through the normal channels.</p> <p>TD Bank declares that radio equipment SPBT4 is in compliance with Directive 2014/53/EU. The EU declaration of conformity is available at https://sentryindustries.com/european-declaration-of-conformity/</p> <p>Confirmity with Directives This product is CE marked to denote conformity with Directives 73/23/EEC (low voltage) and 89/336/EEC (Electromagnetic Compatibility), as amended. Environmental Protection Waste electrical products should not be disposed of with household waste. Please recycle where facilities exist. Check with your Local Authority or retailer for recycling advice.</p> 	<p>Supplier's Declaration of Conformity 47 CFR § 2.1077 Compliance Information TD Bank Bluetooth Speaker Model : TD SPBT16</p> <p>Responsible Party – TD Bank, America's Most Convenient Bank 12000 Horizon Way Mount Laurel, N.J. 08054 www.tdbank.com</p> <p>FCC Compliance Statement This device complies with Part 15 of the FCC Rules. Operation is subject to the following two conditions: (1) This device may not cause harmful interference, and (2) this device must accept any interference received, including interference that may cause undesired operation.</p> <p>"NOTE: This equipment has been tested and found to comply with the limits for a Class B digital device, pursuant to part 15 of the FCC Rules. These limits are designed to provide reasonable protection against harmful interference in a residential installation. This equipment generates, uses and can radiate radio frequency energy and, if not installed and used in accordance with the instructions, may cause harmful interference to radio communications.</p> <p>However, there is no guarantee that interference will not occur in a particular installation. If this equipment does cause harmful interference to radio or television reception, which can be determined by turning the equipment off and on, the user is encouraged to try to correct the interference by one or more of the following measures:</p>	<ul style="list-style-type: none"> Reorient or relocate the receiving antenna. Increase the separation between the equipment and receiver. Connect the equipment into an outlet on a circuit different from that to which the receiver is connected. Consult the dealer or an experienced radio/TV technician for help <p>Warning: Changes or modifications to this unit not expressly approved by the party responsible for compliance could void the user's authority to operate the equipment."</p> <p>The Bluetooth word mark and logos are registered trademarks owned by Bluetooth SIG, Inc. and any use of such marks is under license. Other trademarks and trade names are those of their respective owners.</p> <p>Specifications Loudspeaker: 4Ω 5W*2 Built-in Power: 3.7V/1200mA Speaker Dimension: 52mm Charging: DC5V/500mA</p>
---	--	---	--