

BC

BT237: Bluetooth Earbuds with Microphone

SENTRY

Product Parameters

Model	BT237	Use Distance	10 m
Version	5.0	Battery Capacity	60 mAH
Product Application	Works with all Bluetooth enabled devices.		

Battery Charging: Before use, make sure battery is fully charged.

1. Find the micro USB slot located on the headphones in-line control
2. Plug Micro USB (small) end into the slot, plug the standard USB (large) end into a charging port or computer.
3. When charging is complete, unplug both ends. The earbuds are ready for use.

Pairing and Connection: *Before pairing, enable the Bluetooth function of the mobile phone.*

1. When pairing, keep the distance between the mobile phone and the headset within 3.5 feet.
2. Press and hold the **Power** button for about 5 seconds, and then release it when the red and blue lights alternately blink.

At this time, the headset has entered pairing mode.

3. Enable the Bluetooth function of the mobile phone, search the Bluetooth equipment and select **"BT237."**

After connection is successful, the blue light of the headset will blink slowly.


For additional information on pairing the earphones to a specific device please refer to your instructions or contact the manufacturer.



Notes:



- If the mobile phone prompts to enter the pairing password, please enter **"0000"** and confirm.
- The pairing mode will be maintained for 5 minutes. If pairing and connection are unsuccessful beyond 2 minutes, the headset will automatically switch to the stand-by mode.
- After pairing is complete, the headset and the handset will remember each other, without pairing.


Key Functions:

On/Off: Press and hold the  for 5 seconds to turn on/off.

Music Pause: Press the  button to pause playing, and press the  again to resume playback.

Volume Increase: Press and hold the  button. Volume Reduction: Press and hold the  button.

Next Song: Press the  button. Previous Song: Press the  button.

Answer/Hang-up: Press the  button to answer when the call is incoming, and press it again to hang up.

Rejection: Press and hold the  button for about 2 seconds, then release it.

Specifications:

Driver Unit: 10mm Sensitivity: 107dB+/-3dB Frequency: 20Hz-20KHz
Impedance: 32 ohms Cord Length: 2ft./0.6M Battery: Lithium-ion

Warnings and Precautions:

- CAUTION: To prevent electric shock, use only compatible USB charging devices
- WARNING: To reduce the risk of fire or electric shock, do not expose this apparatus to rain or moisture.
- CAUTION: Use of controls or adjustments or performance of procedures other than those specified may damage your device
- WARNING: Changes or modifications to this unit not expressly approved by the party responsible for compliance could void the user's authority to operate the equipment.

- WARNING: Always store in a cool dry location.
- WARNING: Headphones are capable of producing sound levels which can be harmful to your hearing. Do not listen at high volume for prolonged periods of time. Headphones may block out surrounding sounds. Never wear headphones while operating a vehicle. Use with caution. User assumes all risks associated with the use of this product.
- WARNING: Don't over insert into ear canal. Discontinue use at the first sign of discomfort. Only use designed pads. Do not use dirty or damaged ear pads. Contains small parts that may present a choking hazard. Keep away from children.

Important Safety Instructions:

1. Read these Instructions.
2. Keep these Instructions.
3. Heed all Warnings.
4. Follow all instructions.
5. Do not use this device near water.
6. Clean only with a dry cloth.
7. Do not block any ventilation openings. Use in accordance with the manufacturer's instructions.
8. Do not charge near any heat sources such as radiators, heat registers, stoves, or other apparatus (including amplifiers) that produce heat.
9. Discontinue use if damaged
10. Protect the cord from being walked on or pinched particularly at plugs, convenience receptacles, and the point where they exit from the device.
11. Only use attachments/accessories specified by the manufacturer.
12. Unplug this apparatus during lightning storms and when charging is complete
13. Refer all servicing to qualified service personnel. Servicing is required when the apparatus has been damaged in any way, such as power-supply cord or plug is damaged, liquid has been spilled or objects have fallen into the apparatus, the apparatus has been exposed to rain or moisture, does not operate normally, or has been dropped.
14. Headphones are capable of producing sound levels which can be harmful to your hearing. Do not listen at high volume for prolonged periods of time. Headphones may block out surrounding sounds. Never wear headphones while operating a vehicle. Use with caution. User assumes all risks associated with the use of this product.

90-Day Warranty: Sentry warrants this product to be free from defects in materials and workmanship for 90-days from the date of original purchase. This warranty does not pertain to damage resulting from accident, abnormal use, misuse or neglect. Any defective product will be replaced if returned to an authorized Sentry dealer or to Sentry directly at: P.O. Box 885, One Bridge St. Hillburn, NY 10931. Please enclose a check for \$5.00 for shipping & handling.

FCC NOTE: This equipment has been tested and found to comply with the limits for a Class B digital device, pursuant to part 15 of the FCC Rules. These limits are designed to provide reasonable protection against harmful interference in a residential installation. This equipment generates uses and can radiate radio frequency energy and, if not installed and used in accordance with the instructions, may cause harmful interference to radio communications. However, there is no guarantee that interference will not occur in a particular installation. If this equipment does cause harmful interference to radio or television reception, which can be determined by turning the equipment off and on, the user is encouraged to try to correct the interference by one or more of the following measures:
- Reorient or relocate the receiving antenna.
- Increase the separation between the equipment and receiver.
-Connect the equipment into an outlet on a circuit different from that to which the receiver is connected.

-Consult the dealer or an experienced radio/TV technician for help
Changes or modifications not expressly approved by the party responsible for compliance could void the user's authority to operate the equipment.

This device complies with Part 15 of the FCC Rules. Operation is subject to the following two conditions:

- (1) this device may not cause harmful interference, and
- (2) this device must accept any interference received, including interference that may cause undesired operation.

FCC ID: 2ACP4LBT237 Model #BT237

- The *Bluetooth*® word mark and logos are registered trademarks owned by Bluetooth SIG, Inc.

Sentry Industries inc declares that radio equipment BT237 is in compliance with Directive 2014/53/EU. The EU declaration of conformity is available at <https://sentryindustries.com/european-declaration-of-conformity/>

Conformity with Directives
This product is CE marked to denote conformity with Directives 73/23/EEC (low voltage) and 89/336/EEC (Electromagnetic Compatibility) , as amended.

Environmental Protection
Waste electrical products should not be disposed of with household waste. Please recycle where facilities exist. Check with your Local Authority or retailer for recycling advice.

