

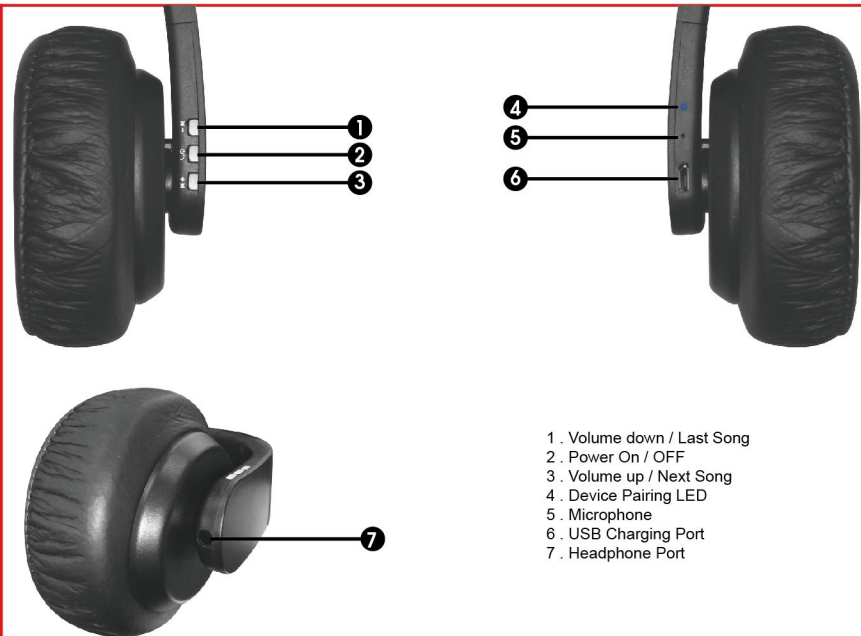
SENTRY

BC

BT400



BLUETOOTH HEADSET



- 1 . Volume down / Last Song
- 2 . Power On / OFF
- 3 . Volume up / Next Song
- 4 . Device Pairing LED
- 5 . Microphone
- 6 . USB Charging Port
- 7 . Headphone Port



Basic Operations



Bluetooth Pairing/Connection


Turn on the product. Bluetooth mode will be activated automatically. Enable bluetooth function on your media device. Search the bluetooth device named BT400. Click or tap to connect (pair). After successful connection (pairing) you will hear a chime. Now you can play music, or use bluetooth phone functions.


Key Functions:

On/Off: Press and hold the  for 5 seconds to turn on/off.

Music Pause: Press the  button to pause playing, and press the  again to resume playback.

Volume Increase: Press and hold the  button. Volume Reduction: Press and hold the  button.

Next Song: Press the  button. Previous Song: Press the  button.

Answer/Hang-up: Press the  button to answer when the call is incoming, and press it again to hang up.

Rejection: Press and hold the  button for about 2 seconds, then release it.

Operations

1 3.5mm (1/8) male to male AUX

Plug one side of the aux cable into the headphone port and the other into your media device and use the headset while it is powered off. All Bluetooth functionality is disabled when you do this.

2 Micro USB, DC 5V USB

To charge device: Plug the small side of the micro usb cable into the usb charging port on your headset and plug the large end into usb port on a computer, or ac adapter (not included).

Warnings & Precautions

- CAUTION: To prevent electric shock, match the wide blade of the line cord plug to the wide slot of the AC receptacle. Insert the plug fully into the receptacle.
- WARNING: To reduce the risk of fire or electric shock, do not expose this apparatus to rain or moisture.
- CAUTION: Use of controls or adjustments or performance of procedures other than those specified may result in hazardous radiation exposure.
- WARNING: Changes or modifications to this unit not expressly approved by the party responsible for compliance could void the user's authority to operate the equipment.
- WARNING: Do not place the unit on top of any soft, porous, or sensitive surfaces to avoid damaging the surface. Use a protective barrier between the unit and surface to protect the surface.
- WARNING: Use of this unit near fluorescent lighting may cause interference regarding use of the remote. If the unit is displaying erratic behavior move away from any fluorescent lighting, as it may be the cause.

Important Safety Instructions

1. Read these Instructions.
2. Keep these Instructions.
3. Heed all Warnings.
4. Follow all instructions.
5. Do not use this apparatus near water.
6. Clean only with a dry cloth.
7. Do not block any ventilation openings. Install in accordance with the manufacturer's instructions.
8. Do not install near any heat sources such as radiators, heat registers, stoves, or other apparatus (including amplifiers) that produce heat.
9. Follow applicable laws and regulations for details for transport, shipping, and disposal of batteries. For details on recycling lithium, lithium-phosphate, and lithium-ion batteries, please contact a government recycling agency, your waste disposal service, or visit reputable online recycling source such as www.batterycycling.com.

10. Protect the power cord from being walked on or pinched particularly at plugs, convenience receptacles, and the point where they exit from the apparatus.
11. Only use attachments/ accessories specified by the manufacturer.
12. Unplug this apparatus during lightning storms or when unused for long periods of time.
13. Refer all servicing to qualified service personnel. Servicing is required when the apparatus has been damaged in any way, such as power-supply cord or plug is damaged, liquid has been spilled or objects have fallen into the apparatus, the apparatus has been exposed to rain or moisture, does not operate normally, or has been dropped.
14. Headphones are capable of producing sound levels which can be harmful to your hearing. Do not listen at high volume for prolonged periods of time. Headphones may block out surrounding sounds. Never wear headphones while operating a vehicle. Use with caution. User assumes all risks associated with the use of this product.

90-Day Warranty

Sentry warrants this product to be free from defects in materials and workmanship for 90-days from the date of original purchase. This warranty does not pertain to damage resulting from accident, abnormal use, misuse or neglect. Any defective product will be replaced if returned to an authorized Sentry dealer or to Sentry directly at: P.O. Box 885, One Bridge St. Hillburn, NY 10931. Please enclose a check for \$5.00 for shipping & handling.

This device complies with Part 15 of the FCC Rules. Operation is subject to the following two conditions: (1) this device may not cause harmful interference, and (2) this device must accept any interference received, including interference that may cause undesired operation.

WARNING: Changes or modifications to this unit not expressly approved by the party responsible for compliance could void the user's authority to operate the equipment.

FCC ID : 2ACP4BT400 Model #BT400

• The Bluetooth® word mark and logos are registered trademarks owned by Bluetooth SIG, Inc.