

BT150: Bluetooth Earbuds with Microphone



Product Parameters

| | | | |
|---------------------|-------------------------------------------|------------------|-------------------------|
| Model | BT150 | Use Distance | 10 m |
| Version | V4.1 | Battery Capacity | 75mAh |
| Stand-by Time | 180 hours | Talk Time | 2.5 hours |
| Power Input | DC5V/200mA | Charging Time | 2 hours |
| Noise Reduction | CVC6.0 | Protocol | HFP/HSP/A2DP/AVRCP/APTX |
| Product Application | Works with all Bluetooth enabled devices. | | |

Includes:

- 1 pair of Bluetooth Earbuds
- 1 Micro USB, DC 5V USB cable (for charging)

Battery Charging:

 Before use, make sure battery is fully charged.

1. Find the micro USB slot located on the headphones in-line control
2. Plug Micro USB (small) end into the slot, plug the standard USB (large) end into a charging port or computer.
3. When charging is complete, unplug both ends. The earbuds are ready for use.

Pairing and Connection:

 Before pairing, enable the Bluetooth function of the mobile phone.

1. When pairing, keep the distance between the mobile phone and the headset within 3.5 feet.
2. Press and hold the **Power** button for about 5 seconds, and then release it when the red and blue lights alternately blink.

At this time, the headset has entered pairing mode.

3. Enable the Bluetooth function of the mobile phone, search the Bluetooth equipment and select "**BT150.**" After connection is successful, the blue light of the headset will blink slowly.



For additional information on pairing the earphones to a specific device please refer to your instructions or contact the manufacturer.

Notes:


- If the mobile phone prompts to enter the pairing password, please enter "**0000**" and confirm.
- The pairing mode will be maintained for 5 minutes. If pairing and connection are unsuccessful beyond 2 minutes, the headset will automatically switch to the stand-by mode.
- After pairing is complete, the headset and the handset will remember each other, without pairing.

Key Functions:

On/Off: Press and hold the  for 5 seconds to turn on/off.

Music Pause: Press the  button to pause playing, and press the  again to resume playback.

Volume Increase: Press and hold the  button. Volume Reduction: Press and hold the  button.

Next Song: Press the  button. Previous Song: Press the  button.

Answer/Hang-up: Press the  button to answer when the call is incoming, and press it again to hang up.

Rejection: Press and hold the  button for about 2 seconds, then release it.

Specifications:

Driver Unit: 10mm
Impedance: 32 ohms

Sensitivity: 100dB+/-3dB
Cord Length: 2ft./0.6M

Frequency: 20Hz-20KHz
Battery: Lithium-ion

Warnings and Precautions:

- CAUTION: To prevent electric shock, use only compatible USB charging devices
- WARNING: To reduce the risk of fire or electric shock, do not expose this apparatus to rain or moisture.
- CAUTION: Use of controls or adjustments or performance of procedures other than those specified may damage your device
- WARNING: Changes or modifications to this unit not expressly approved by the party responsible for compliance could void the user's authority to operate the equipment.
- WARNING: Always store in a cool dry location.
- WARNING: Headphones are capable of producing sound levels which can be harmful to your hearing. Do not listen at high volume for prolonged periods of time. Headphones may block out surrounding sounds. Never wear headphones while operating a vehicle. Use with caution. User assumes all risks associated with the use of this product.
- WARNING: Don't over insert into ear canal. Discontinue use at the first sign of discomfort. Only use designed pads. Do not use dirty or damaged ear pads. Contains small parts that may present a choking hazard. Keep away from children.

Important Safety Instructions:

1. Read these Instructions.
2. Keep these Instructions.
3. Heed all Warnings.
4. Follow all instructions.
5. Do not use this device near water.
6. Clean only with a dry cloth.
7. Do not block any ventilation openings. Use in accordance with the manufacturer's instructions.
8. Do not charge near any heat sources such as radiators, heat registers, stoves, or other apparatus (including amplifiers) that produce heat.
9. Discontinue use if damaged
10. Protect the cord from being walked on or pinched particularly at plugs, convenience receptacles, and the point where they exit from the device.
11. Only use attachments/accessories specified by the manufacturer.
12. Unplug this apparatus during lightning storms and when charging is complete
13. Refer all servicing to qualified service personnel. Servicing is required when the apparatus has been damaged in any way, such as power-supply cord or plug is damaged, liquid has been spilled or objects have fallen into the apparatus, the apparatus has been exposed to rain or moisture, does not operate normally, or has been dropped.
14. Headphones are capable of producing sound levels which can be harmful to your hearing. Do not listen at high volume for prolonged periods of time. Headphones may block out surrounding sounds. Never wear headphones while operating a vehicle. Use with caution. User assumes all risks associated with the use of this product.

90-Day Warranty: Sentry warrants this product to be free from defects in materials and workmanship for 90-days from the date of original purchase. This warranty does not pertain to damage resulting from accident, abnormal use, misuse or neglect. Any defective product will be replaced if returned to an authorized Sentry dealer or to Sentry directly at: P.O. Box 885, One Bridge St. Hillburn, NY 10931. Please enclose a check for \$5.00 for shipping & handling.

This device complies with part 15 of the FCC rules. Operation is subject to the following two conditions:
(1) This device may not cause harmful interference, and (2) this device must accept any interference received, including interference that may cause undesired operation.

Changes or modifications to this unit not expressly approved by the party responsible for compliance could void the user's authority to operate the equipment.

FCC ID:2ACP4-BT150 Model #BT150

- The *Bluetooth*® word mark and logos are registered trademarks owned by Bluetooth SIG, Inc.