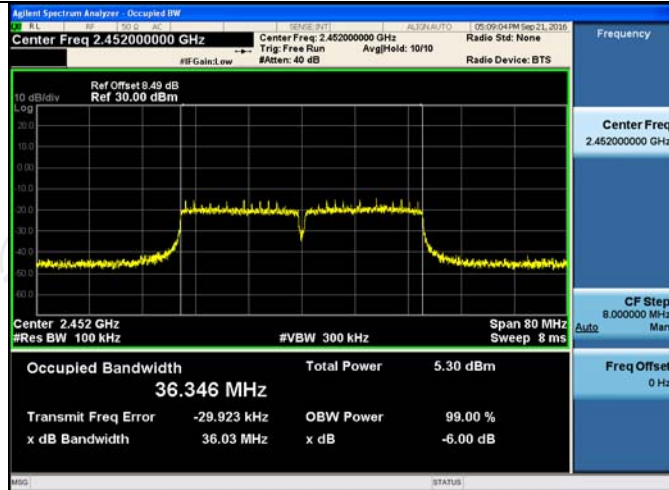


11N40SISO/HCH



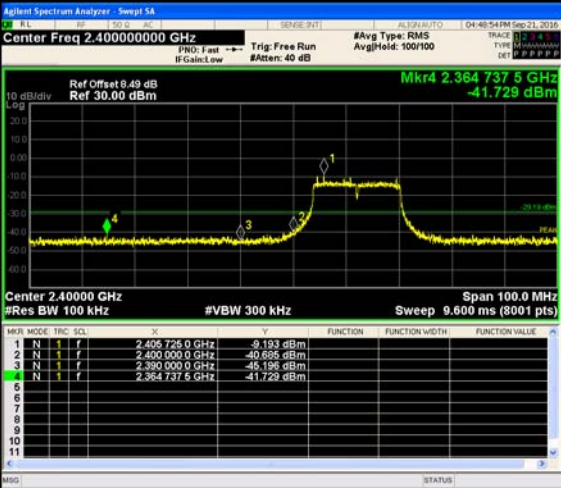
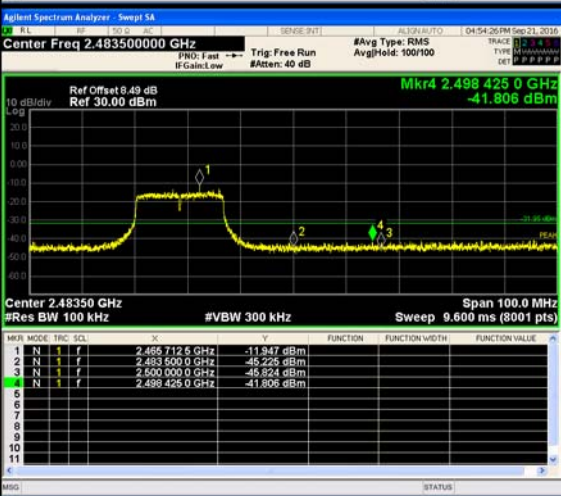
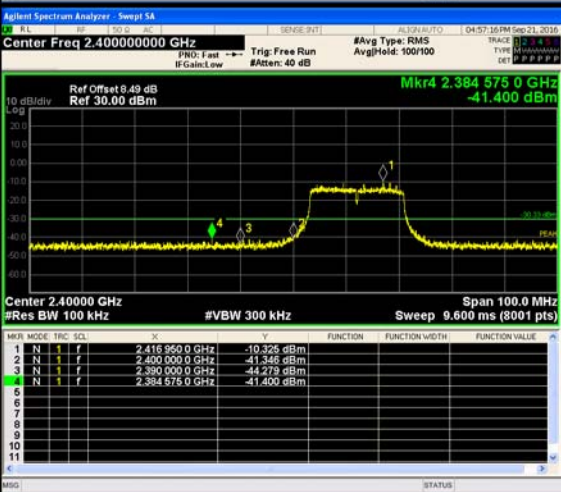
## Band-edge for RF Conducted Emissions

### Result Table

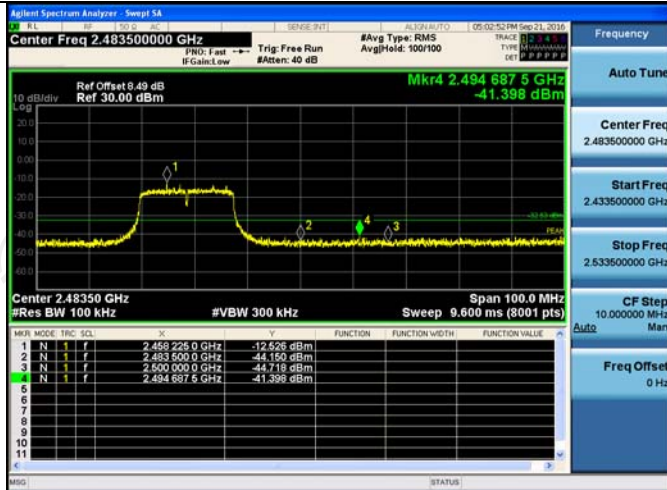
Mode	Channel	Carrier Power[dBm]	Max.Spurious Level [dBm]	Limit [dBm]	Verdict
11B	LCH	2.223	-40.203	-17.78	PASS
11B	HCH	-0.492	-41.079	-20.49	PASS
11G	LCH	-9.193	-41.729	-29.19	PASS
11G	HCH	-11.947	-41.806	-31.95	PASS
11N20SISO	LCH	-10.325	-41.400	-30.33	PASS
11N20SISO	HCH	-12.526	-41.398	-32.53	PASS
11N40SISO	LCH	-12.498	-41.573	-32.5	PASS
11N40SISO	HCH	-15.016	-40.068	-35.02	PASS

### Test Graph



<p>11G/LCH</p>	 <table border="1"> <thead> <tr> <th>MKR MODE</th> <th>TRC</th> <th>SCL</th> <th>X</th> <th>Y</th> <th>FUNCTION</th> <th>FUNCTION WIDTH</th> <th>FUNCTION VALUE</th> </tr> </thead> <tbody> <tr> <td>1</td> <td>N</td> <td>f</td> <td>2.405 726 0 GHz</td> <td>-9.193 dBm</td> <td></td> <td></td> <td></td> </tr> <tr> <td>2</td> <td>N</td> <td>f</td> <td>2.400 000 0 GHz</td> <td>-40.696 dBm</td> <td></td> <td></td> <td></td> </tr> <tr> <td>3</td> <td>N</td> <td>f</td> <td>2.390 000 0 GHz</td> <td>-45.196 dBm</td> <td></td> <td></td> <td></td> </tr> <tr> <td>4</td> <td>N</td> <td>f</td> <td>2.384 737 5 GHz</td> <td>-41.729 dBm</td> <td></td> <td></td> <td></td> </tr> </tbody> </table>	MKR MODE	TRC	SCL	X	Y	FUNCTION	FUNCTION WIDTH	FUNCTION VALUE	1	N	f	2.405 726 0 GHz	-9.193 dBm				2	N	f	2.400 000 0 GHz	-40.696 dBm				3	N	f	2.390 000 0 GHz	-45.196 dBm				4	N	f	2.384 737 5 GHz	-41.729 dBm				<p>Frequency</p> <p>Auto Tune</p> <p>Center Freq 2.40000000 GHz</p> <p>Start Freq 2.35000000 GHz</p> <p>Stop Freq 2.45000000 GHz</p> <p>CF Step 10.000000 MHz</p> <p>Man</p> <p>Freq Offset 0 Hz</p>
MKR MODE	TRC	SCL	X	Y	FUNCTION	FUNCTION WIDTH	FUNCTION VALUE																																			
1	N	f	2.405 726 0 GHz	-9.193 dBm																																						
2	N	f	2.400 000 0 GHz	-40.696 dBm																																						
3	N	f	2.390 000 0 GHz	-45.196 dBm																																						
4	N	f	2.384 737 5 GHz	-41.729 dBm																																						
<p>11G/HCH</p>	 <table border="1"> <thead> <tr> <th>MKR MODE</th> <th>TRC</th> <th>SCL</th> <th>X</th> <th>Y</th> <th>FUNCTION</th> <th>FUNCTION WIDTH</th> <th>FUNCTION VALUE</th> </tr> </thead> <tbody> <tr> <td>1</td> <td>N</td> <td>f</td> <td>2.485 712 0 GHz</td> <td>-11.947 dBm</td> <td></td> <td></td> <td></td> </tr> <tr> <td>2</td> <td>N</td> <td>f</td> <td>2.483 500 0 GHz</td> <td>-45.226 dBm</td> <td></td> <td></td> <td></td> </tr> <tr> <td>3</td> <td>N</td> <td>f</td> <td>2.500 000 0 GHz</td> <td>-45.624 dBm</td> <td></td> <td></td> <td></td> </tr> <tr> <td>4</td> <td>N</td> <td>f</td> <td>2.498 425 0 GHz</td> <td>-41.806 dBm</td> <td></td> <td></td> <td></td> </tr> </tbody> </table>	MKR MODE	TRC	SCL	X	Y	FUNCTION	FUNCTION WIDTH	FUNCTION VALUE	1	N	f	2.485 712 0 GHz	-11.947 dBm				2	N	f	2.483 500 0 GHz	-45.226 dBm				3	N	f	2.500 000 0 GHz	-45.624 dBm				4	N	f	2.498 425 0 GHz	-41.806 dBm				<p>Frequency</p> <p>Auto Tune</p> <p>Center Freq 2.48350000 GHz</p> <p>Start Freq 2.43360000 GHz</p> <p>Stop Freq 2.53360000 GHz</p> <p>CF Step 10.000000 MHz</p> <p>Man</p> <p>Freq Offset 0 Hz</p>
MKR MODE	TRC	SCL	X	Y	FUNCTION	FUNCTION WIDTH	FUNCTION VALUE																																			
1	N	f	2.485 712 0 GHz	-11.947 dBm																																						
2	N	f	2.483 500 0 GHz	-45.226 dBm																																						
3	N	f	2.500 000 0 GHz	-45.624 dBm																																						
4	N	f	2.498 425 0 GHz	-41.806 dBm																																						
<p>11N20SISO/LCH</p>	 <table border="1"> <thead> <tr> <th>MKR MODE</th> <th>TRC</th> <th>SCL</th> <th>X</th> <th>Y</th> <th>FUNCTION</th> <th>FUNCTION WIDTH</th> <th>FUNCTION VALUE</th> </tr> </thead> <tbody> <tr> <td>1</td> <td>N</td> <td>f</td> <td>2.416 960 0 GHz</td> <td>-10.326 dBm</td> <td></td> <td></td> <td></td> </tr> <tr> <td>2</td> <td>N</td> <td>f</td> <td>2.400 000 0 GHz</td> <td>-41.346 dBm</td> <td></td> <td></td> <td></td> </tr> <tr> <td>3</td> <td>N</td> <td>f</td> <td>2.390 000 0 GHz</td> <td>-44.279 dBm</td> <td></td> <td></td> <td></td> </tr> <tr> <td>4</td> <td>N</td> <td>f</td> <td>2.384 575 0 GHz</td> <td>-41.400 dBm</td> <td></td> <td></td> <td></td> </tr> </tbody> </table>	MKR MODE	TRC	SCL	X	Y	FUNCTION	FUNCTION WIDTH	FUNCTION VALUE	1	N	f	2.416 960 0 GHz	-10.326 dBm				2	N	f	2.400 000 0 GHz	-41.346 dBm				3	N	f	2.390 000 0 GHz	-44.279 dBm				4	N	f	2.384 575 0 GHz	-41.400 dBm				<p>Frequency</p> <p>Auto Tune</p> <p>Center Freq 2.40000000 GHz</p> <p>Start Freq 2.35000000 GHz</p> <p>Stop Freq 2.45000000 GHz</p> <p>CF Step 10.000000 MHz</p> <p>Man</p> <p>Freq Offset 0 Hz</p>
MKR MODE	TRC	SCL	X	Y	FUNCTION	FUNCTION WIDTH	FUNCTION VALUE																																			
1	N	f	2.416 960 0 GHz	-10.326 dBm																																						
2	N	f	2.400 000 0 GHz	-41.346 dBm																																						
3	N	f	2.390 000 0 GHz	-44.279 dBm																																						
4	N	f	2.384 575 0 GHz	-41.400 dBm																																						

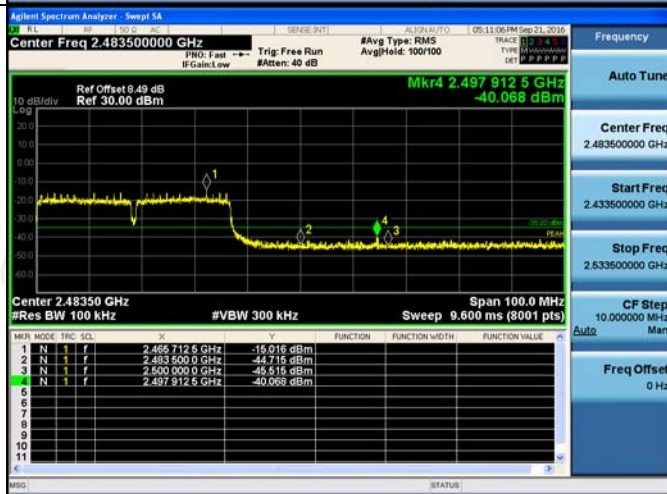
11N20SISO/HCH



11N40SISO/LCH



11N40SISO/HCH

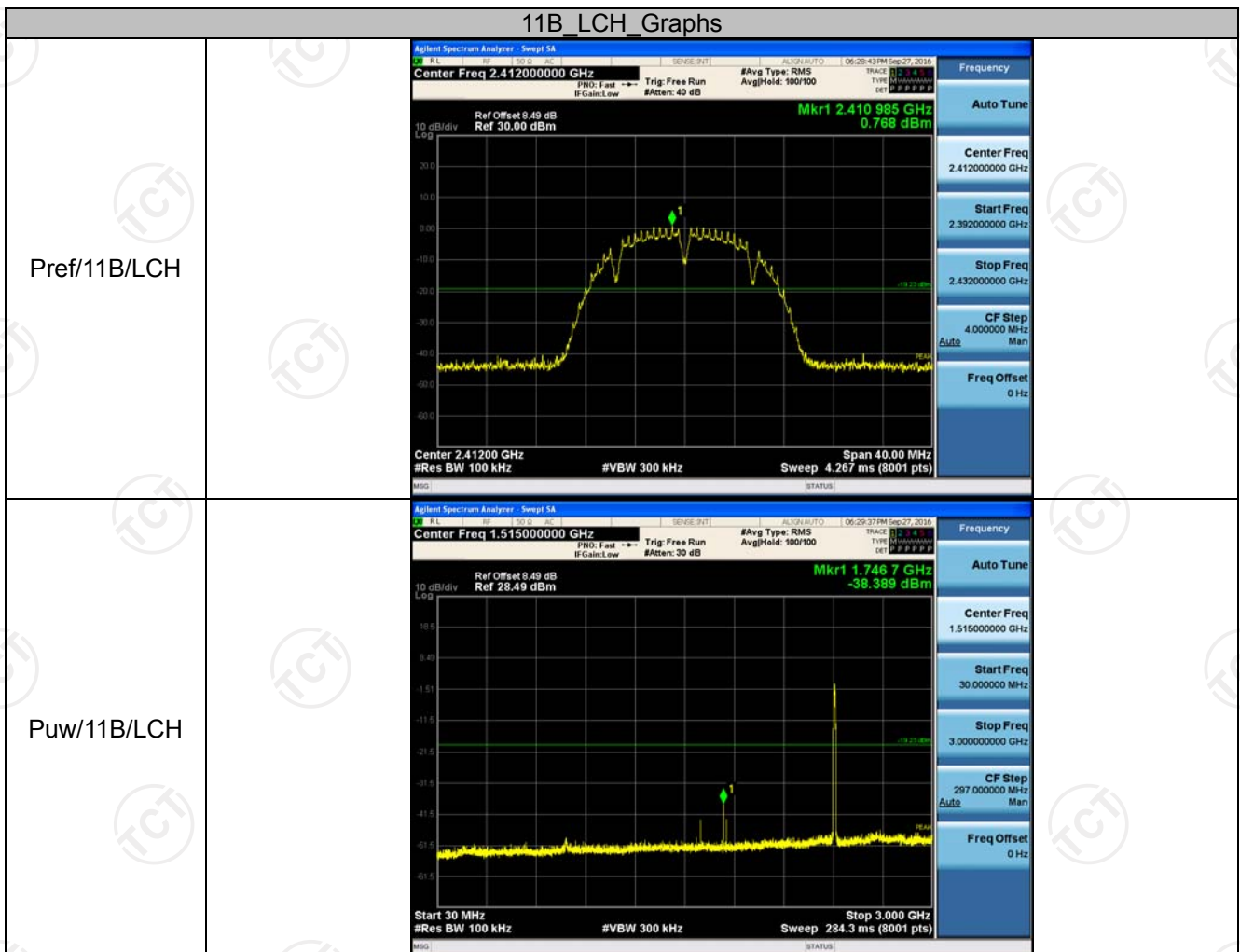


## RF Conducted Spurious Emissions

### Result Table

Mode	Channel	Pref [dBm]	Puw [dBm]	Verdict
11B	LCH	0.768	<Limit	PASS
11B	MCH	0.42	<Limit	PASS
11B	HCH	-0.134	<Limit	PASS
11G	LCH	-1.284	<Limit	PASS
11G	MCH	-2.616	<Limit	PASS
11G	HCH	-3.482	<Limit	PASS
11N20SISO	LCH	-2.106	<Limit	PASS
11N20SISO	MCH	-3.076	<Limit	PASS
11N20SISO	HCH	-3.628	<Limit	PASS
11N40SISO	LCH	-5.59	<Limit	PASS
11N40SISO	MCH	-5.659	<Limit	PASS
11N40SISO	HCH	-6.741	<Limit	PASS

### Test Graph

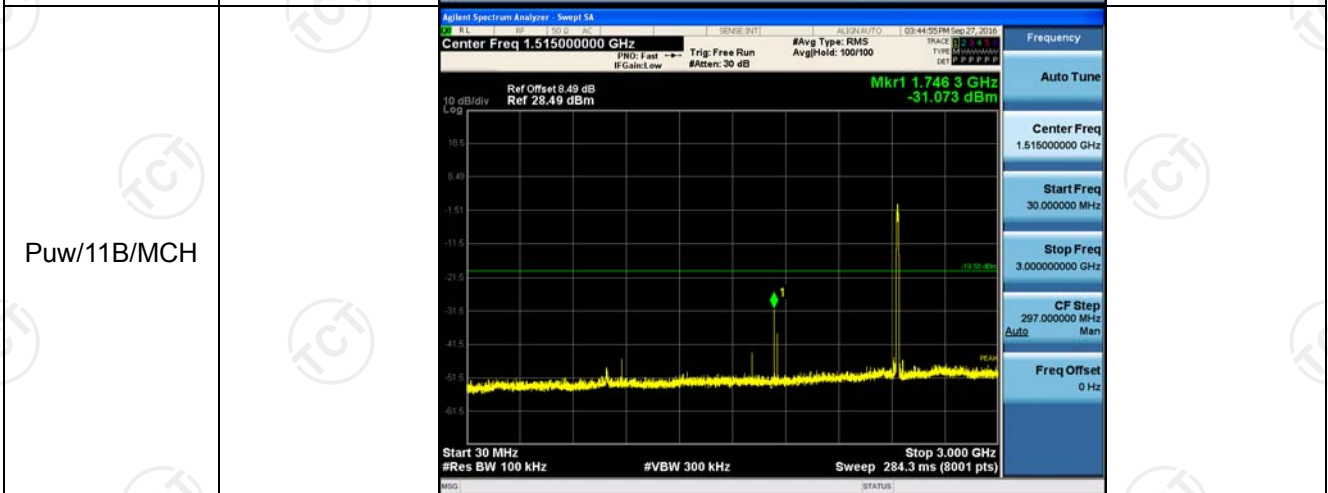
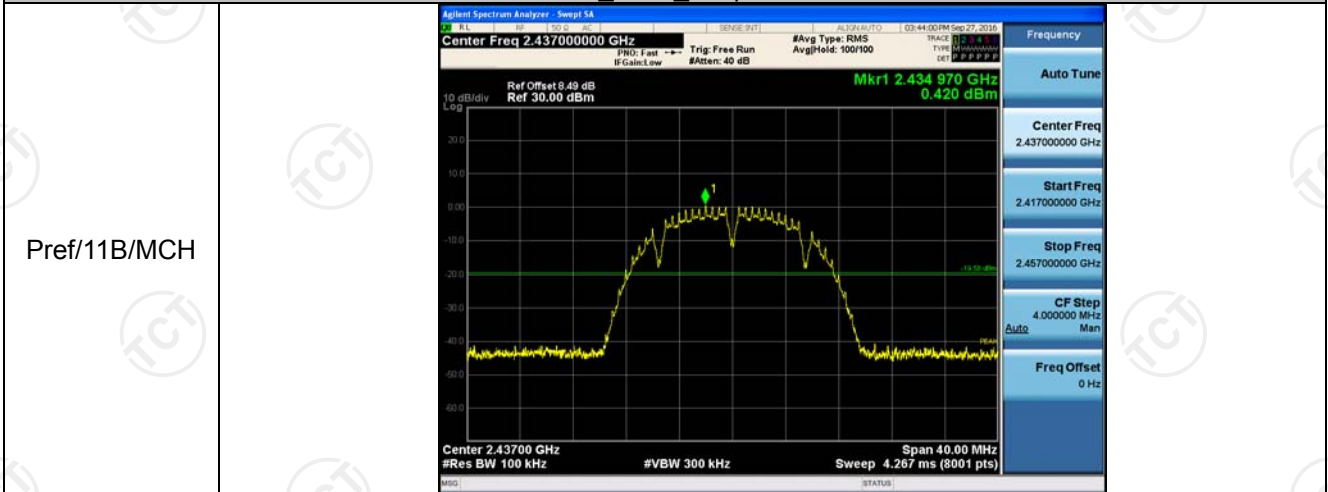






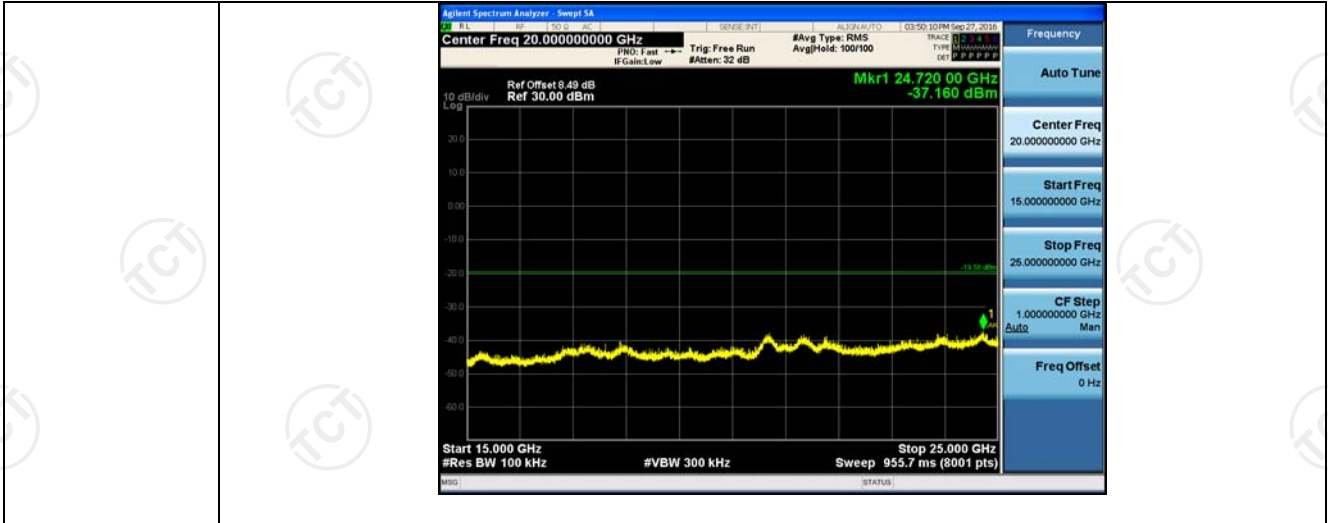


### 11B MCH Graphs

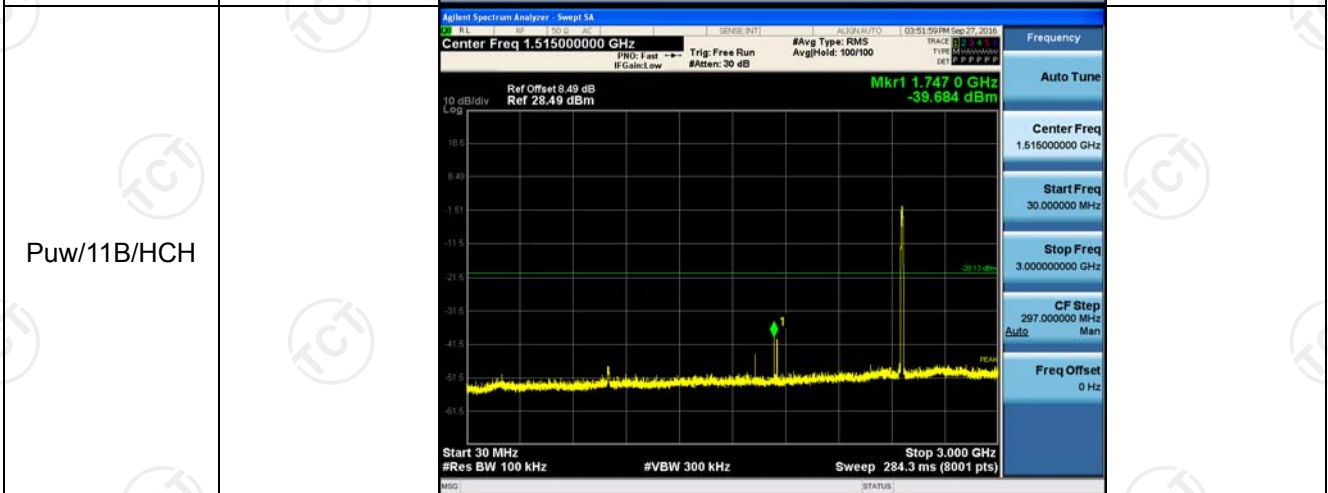
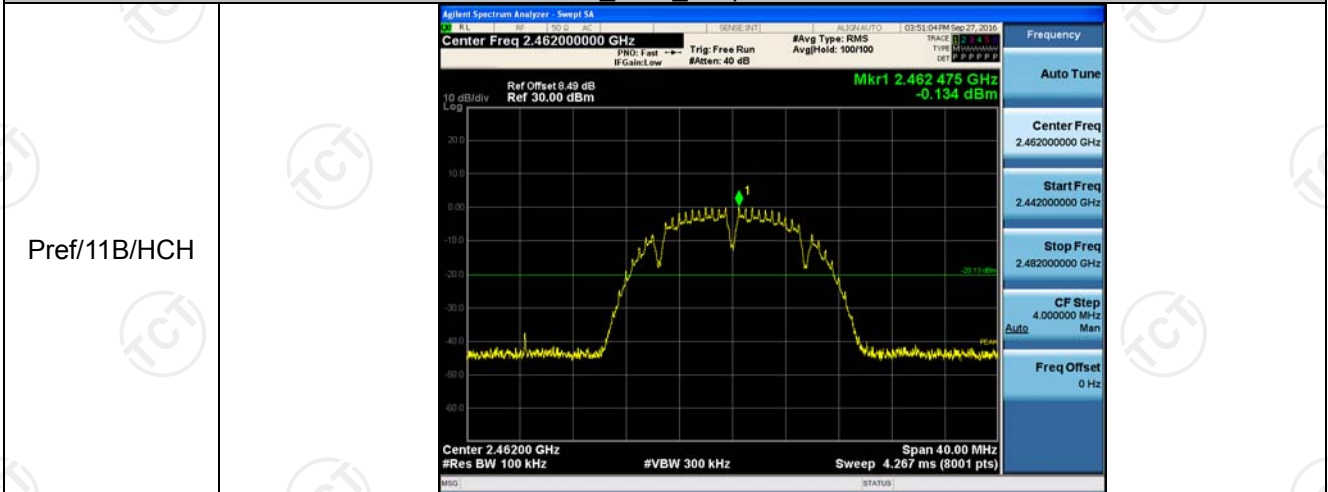








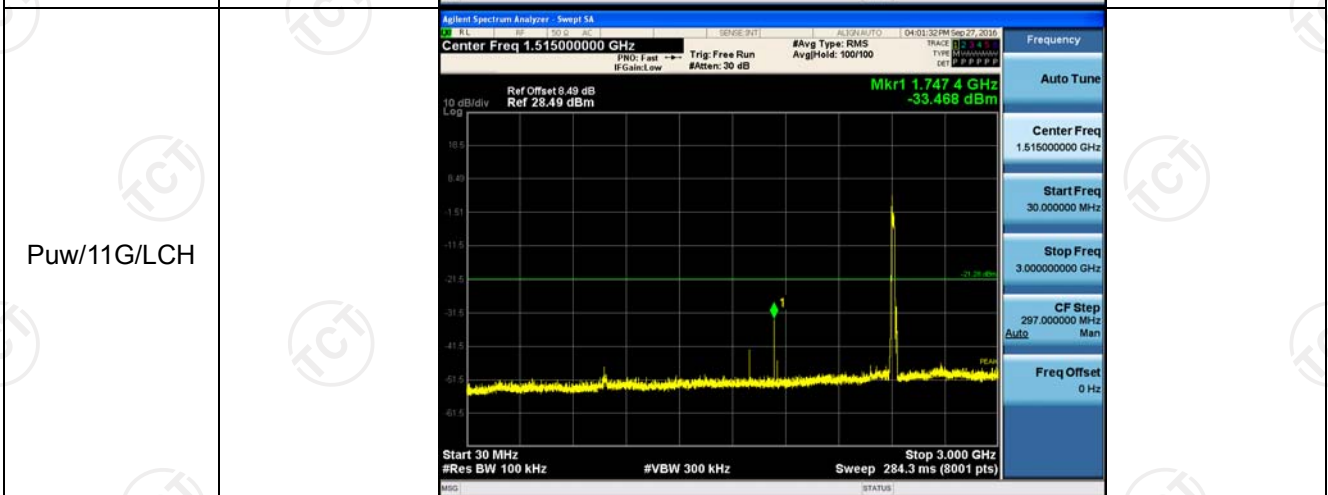
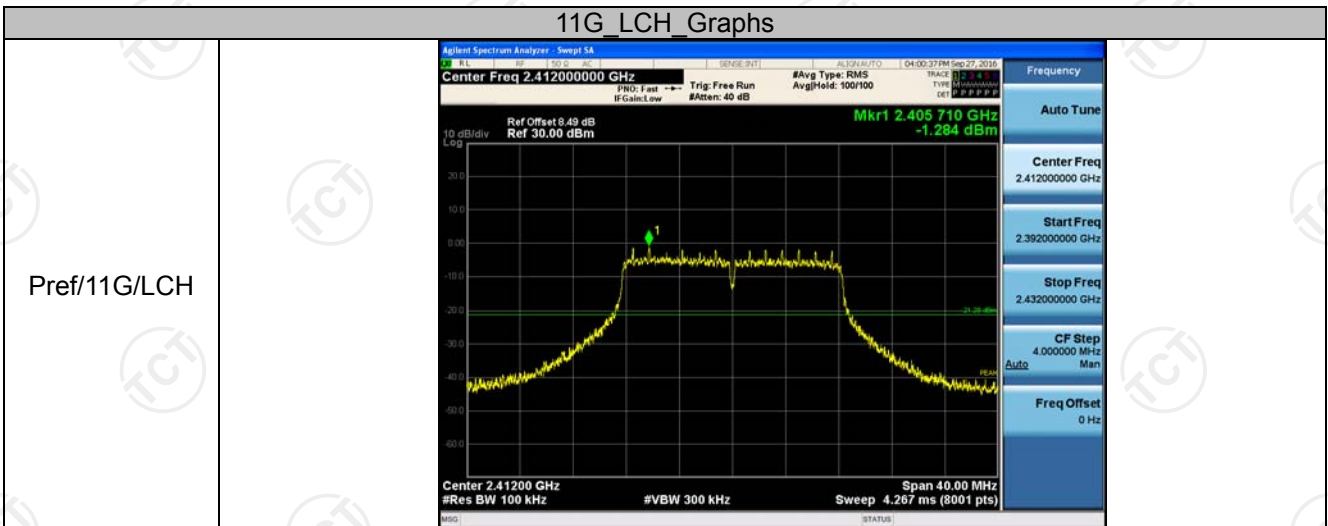
## 11B\_HCH Graphs



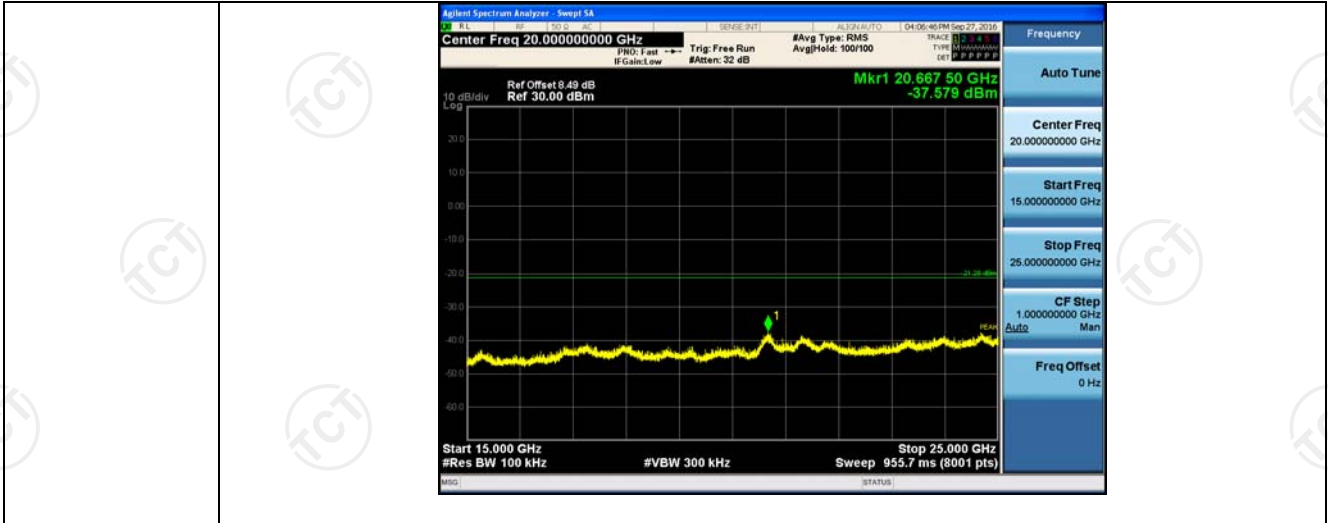




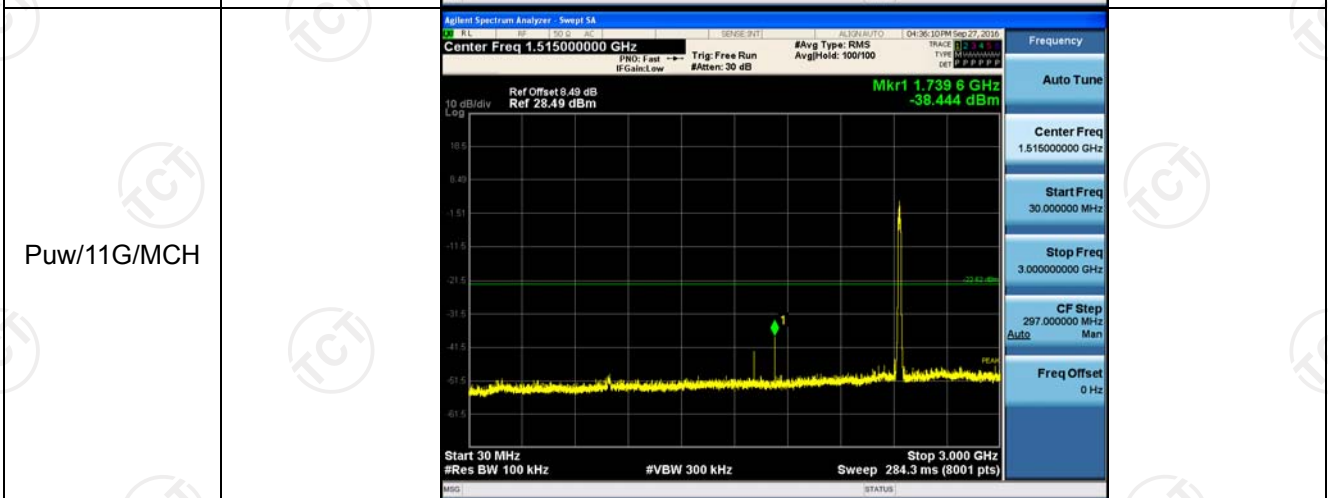
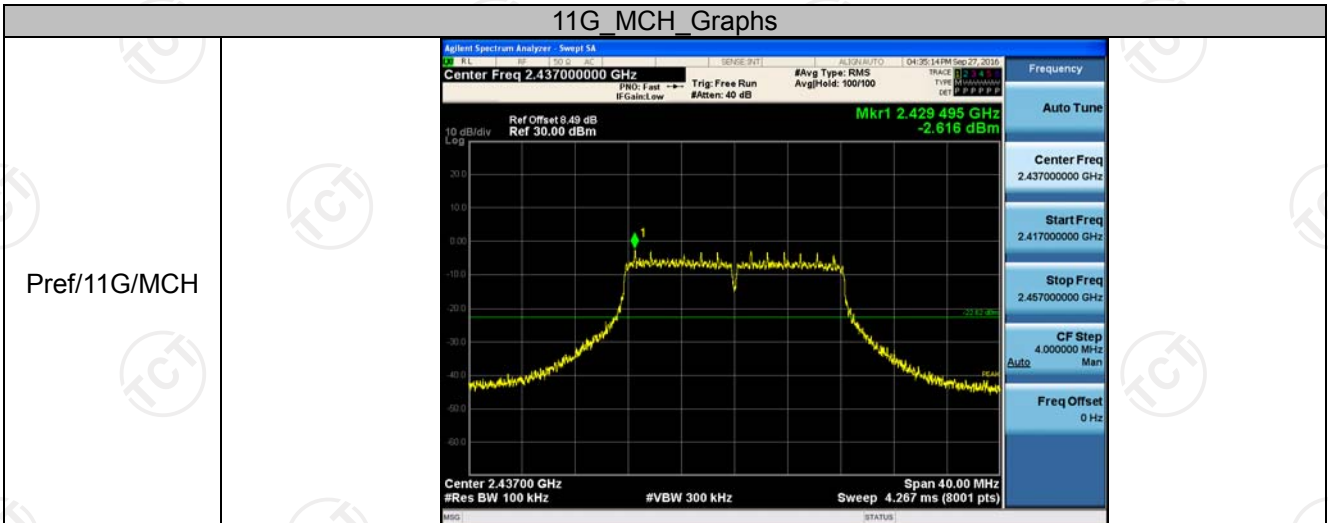
## 11G\_LCH Graphs



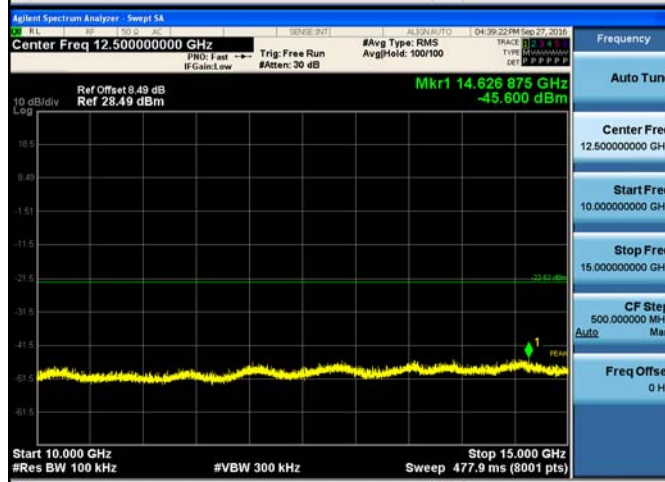
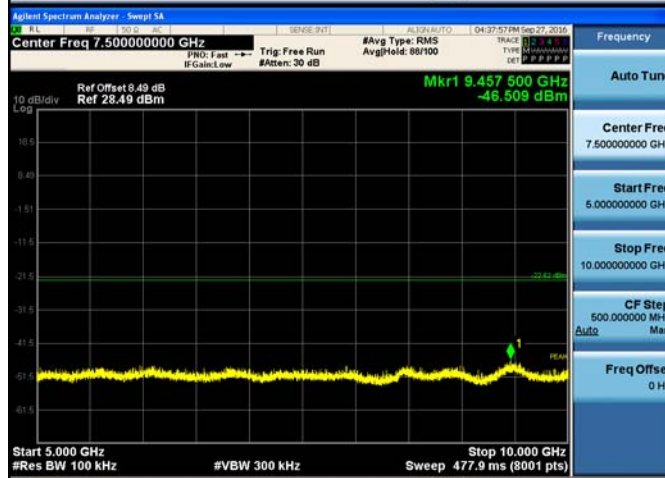
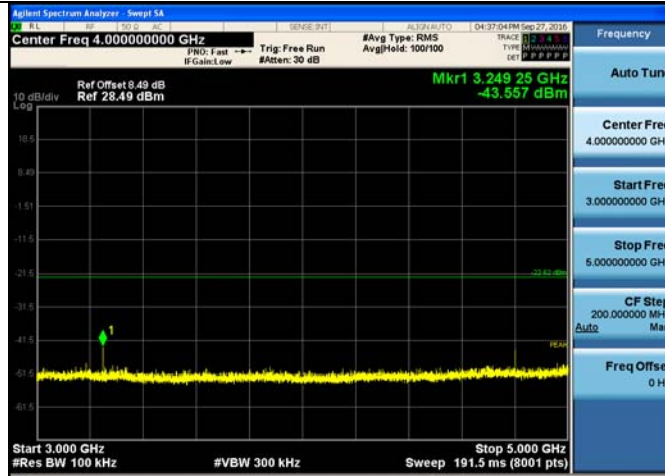


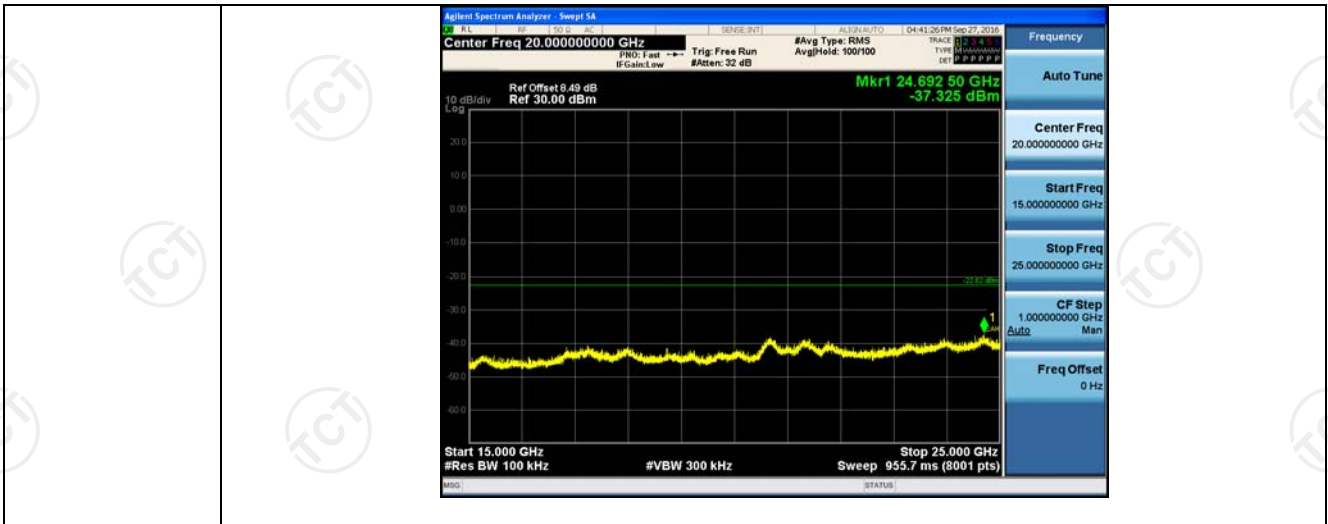


## 11G\_MCH\_Graphs

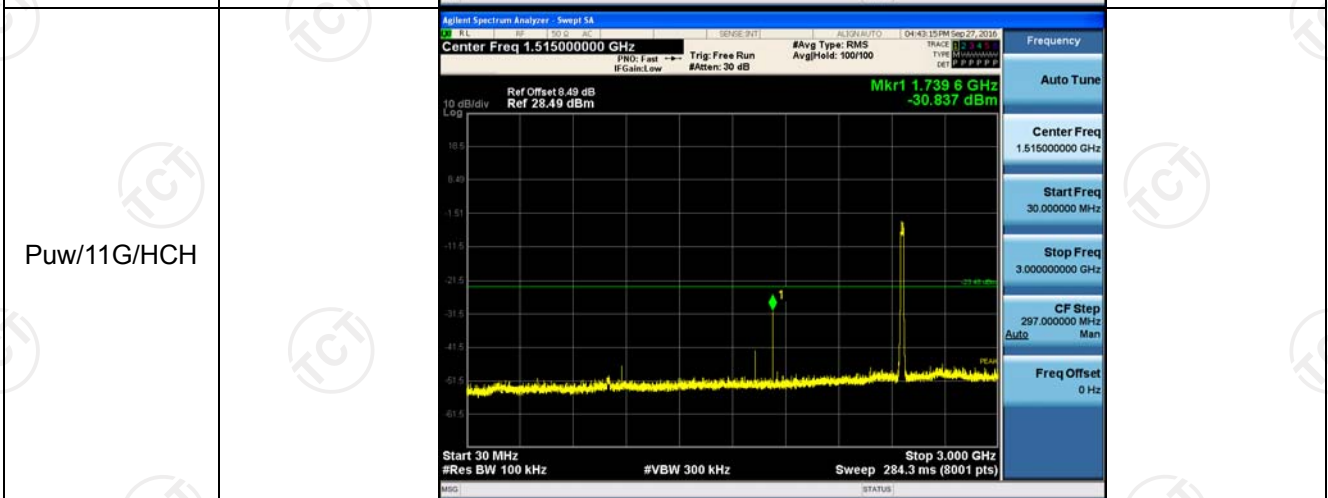
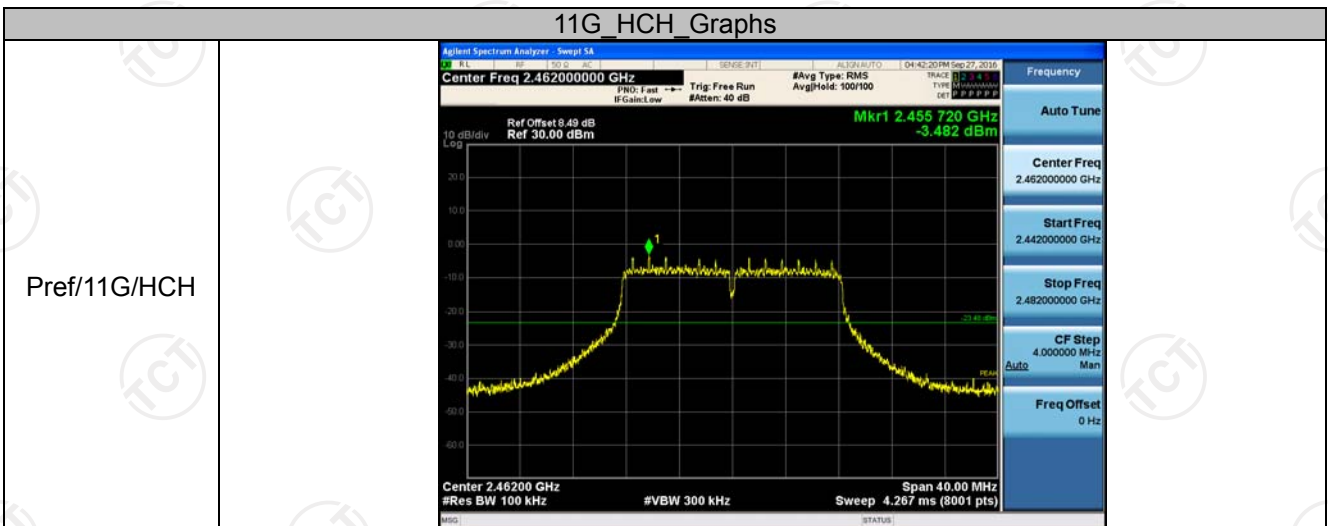








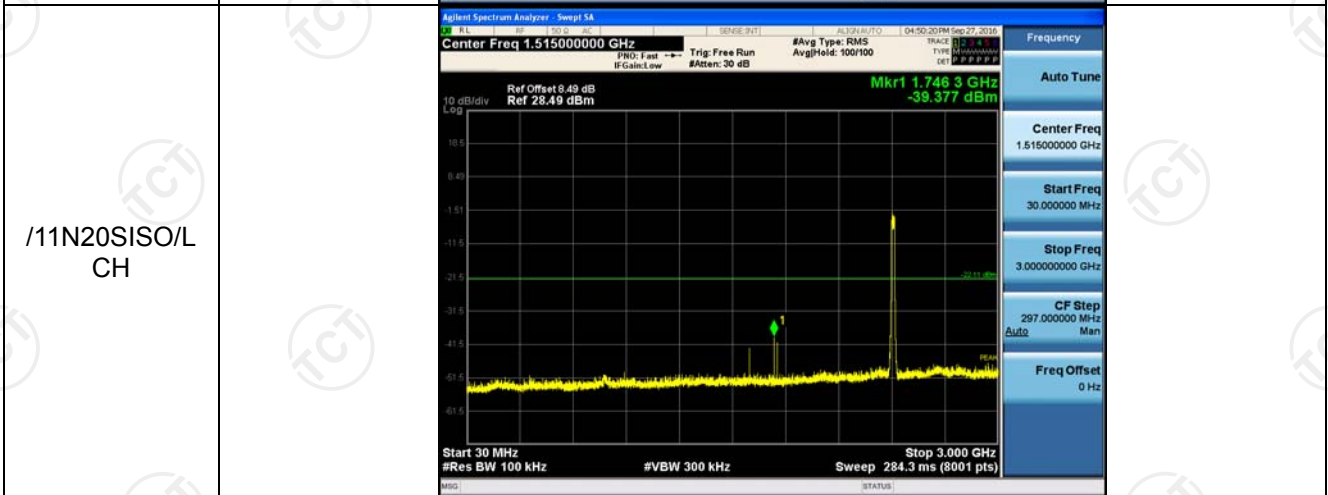
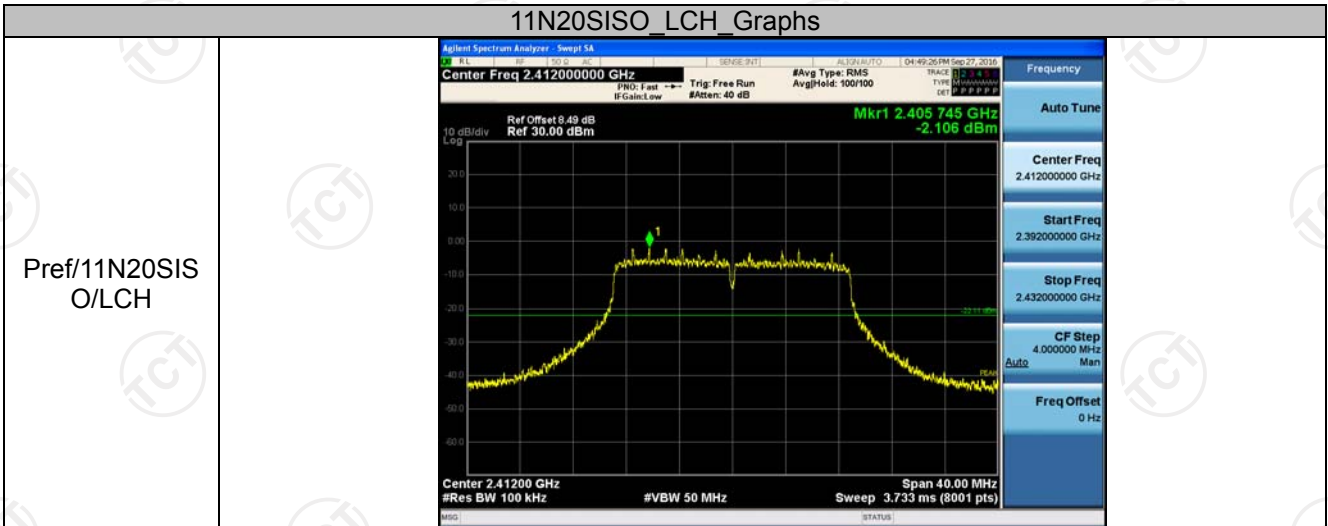
## 11G\_HCH\_Graphs

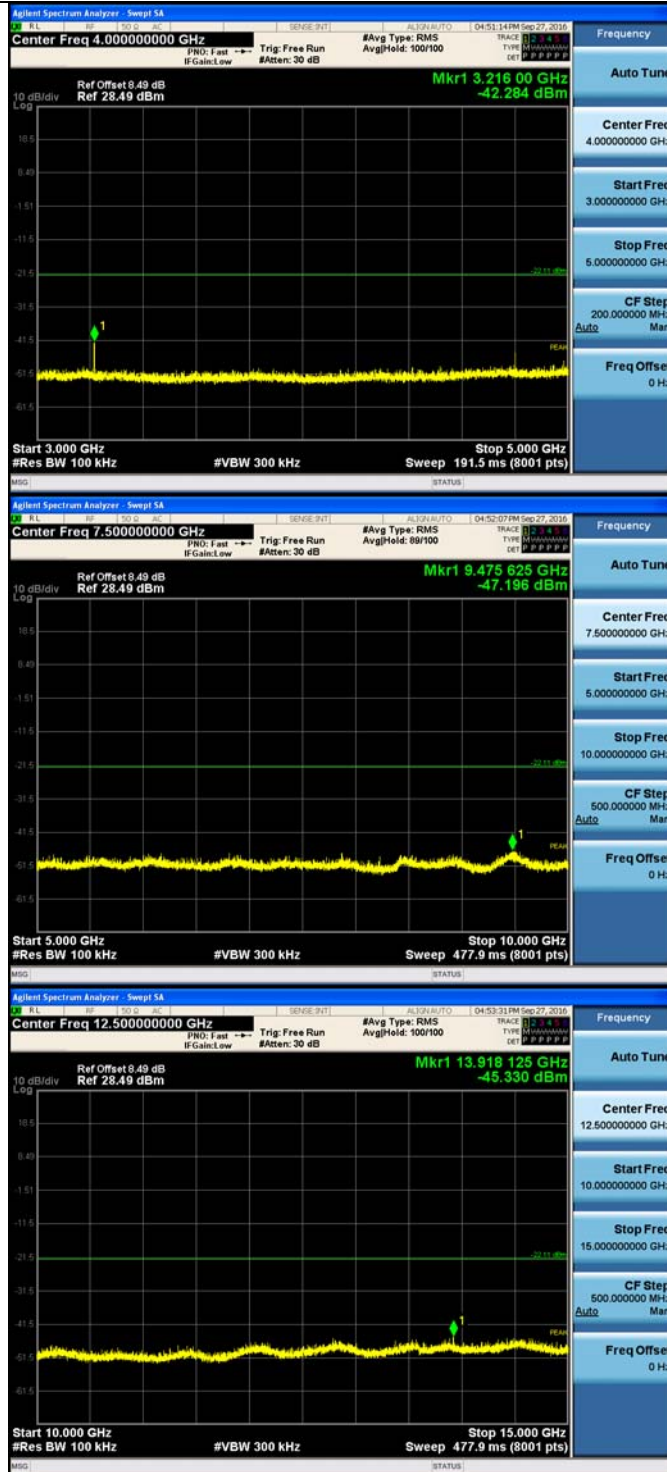




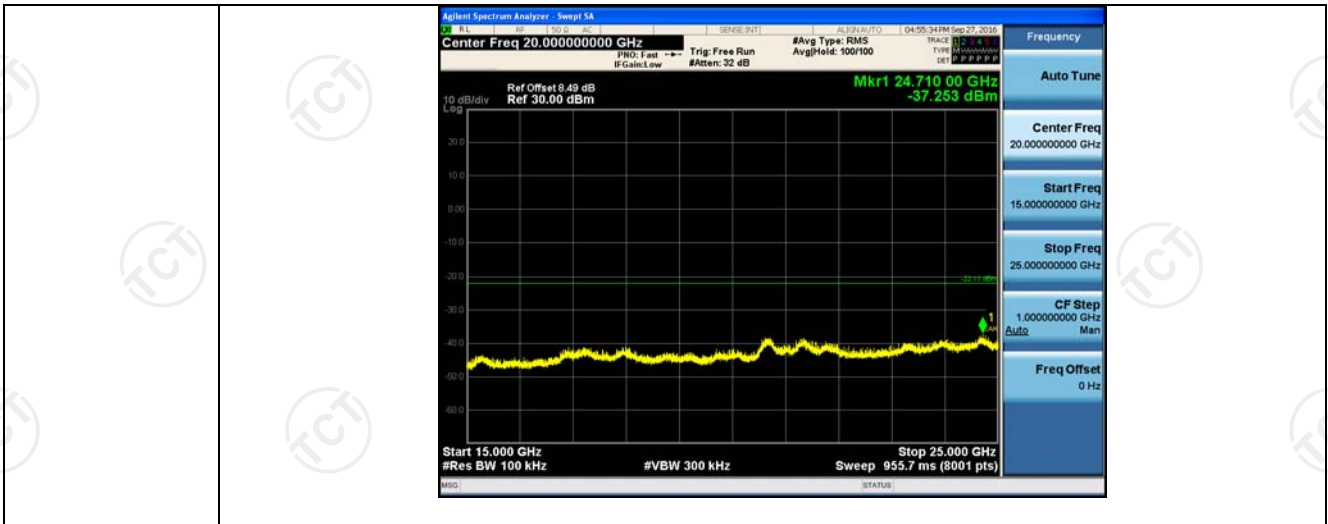


### 11N20SISO\_LCH\_Graphs



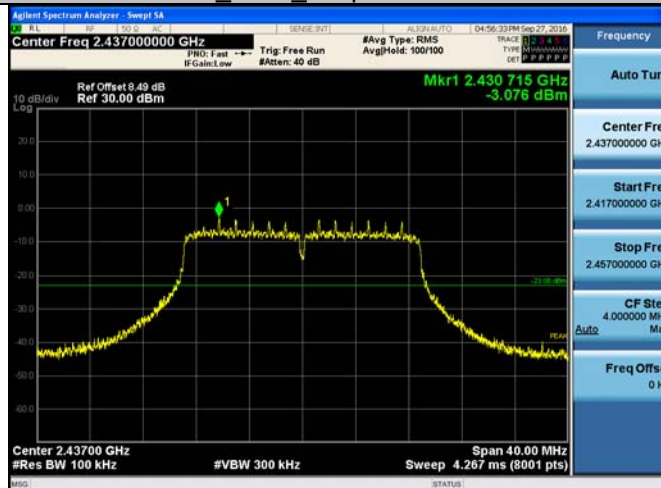




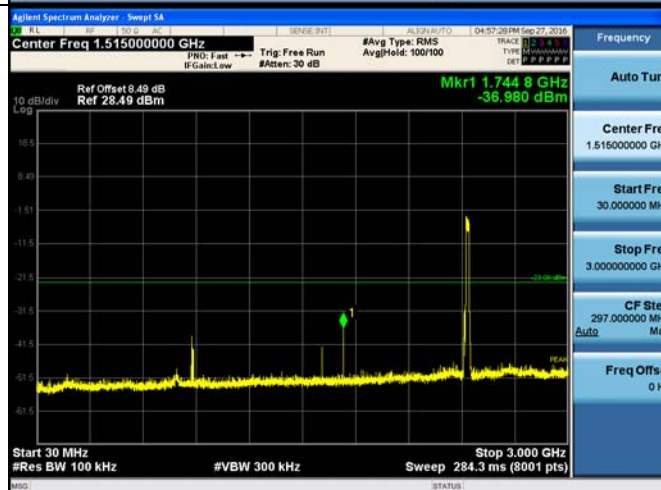


## 11N20SISO MCH\_Graphs

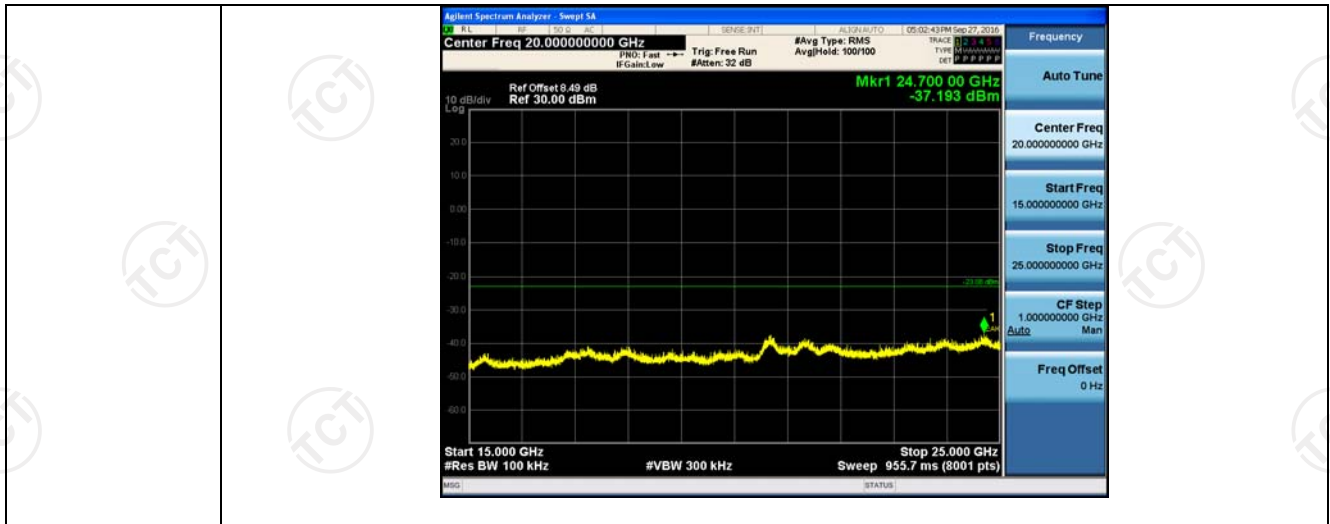
Pref/11N20SIS  
O/MCH



Puw/11N20SIS  
O/MCH

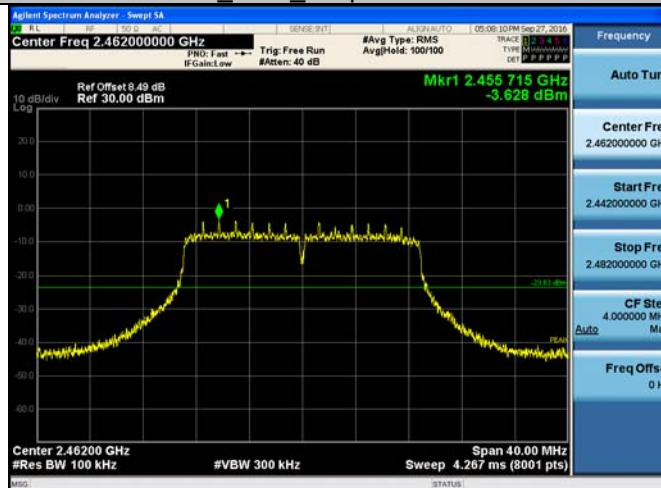




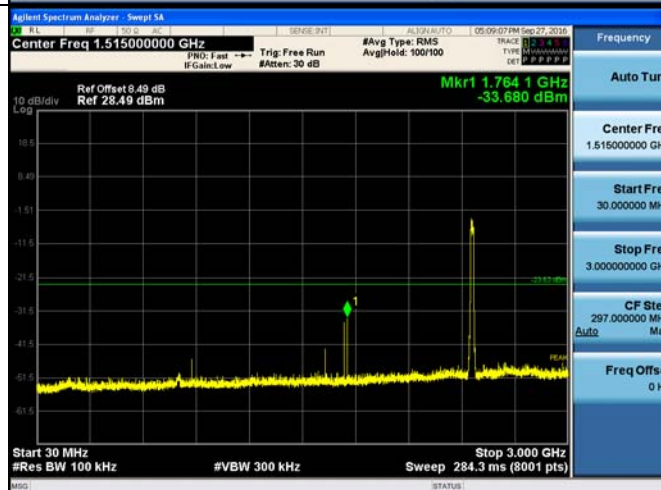


### 11N20SIS\_O/HCH\_Graphs

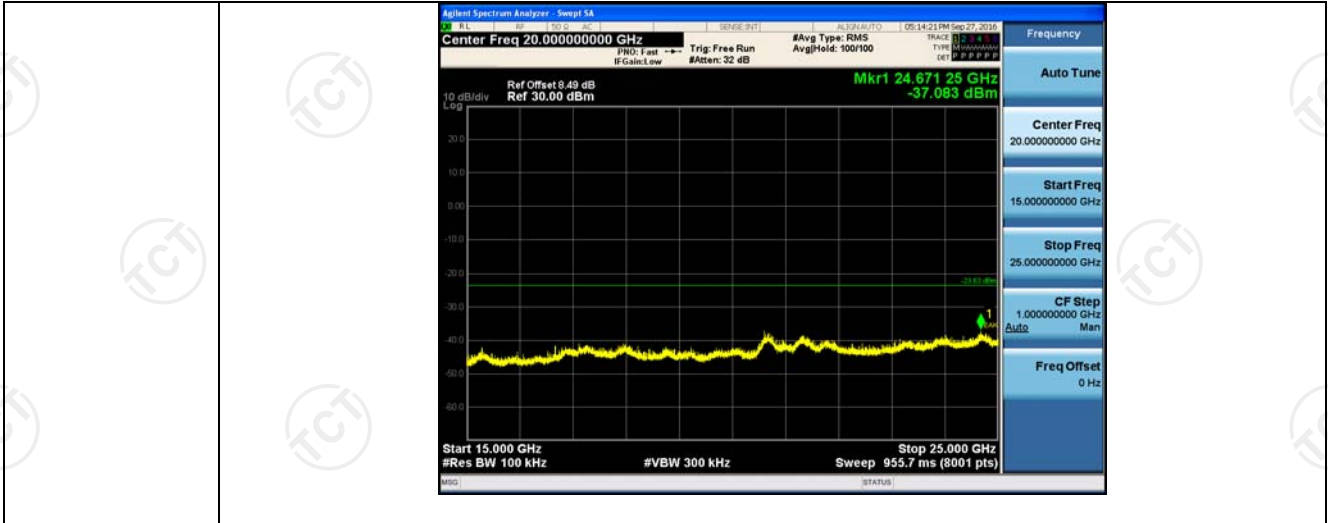
Pref/11N20SIS  
O/HCH



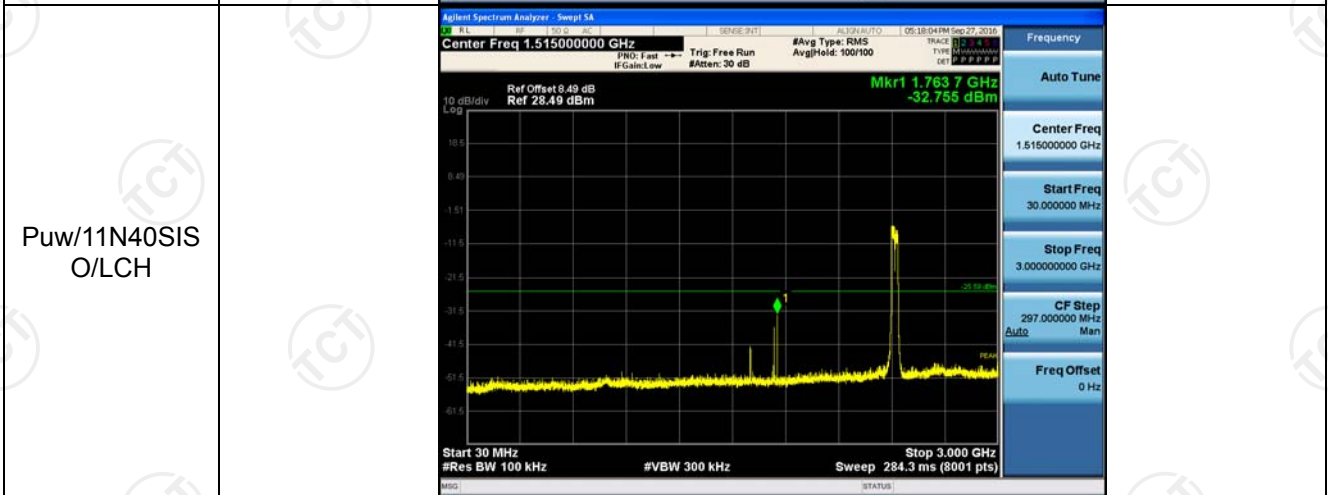
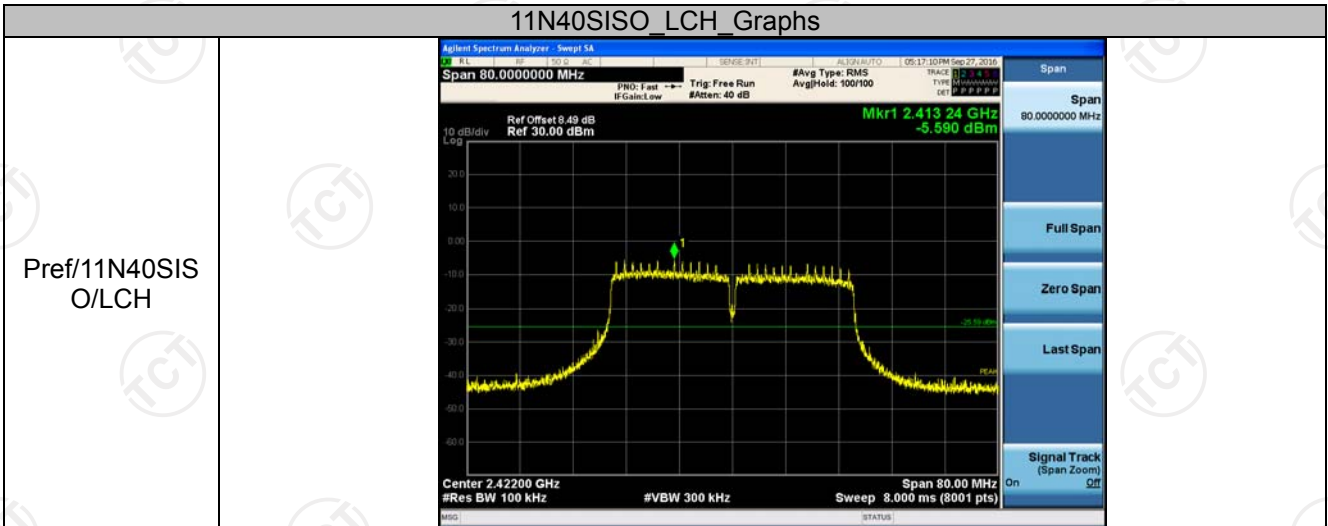
Puw/11N20SIS  
O/HCH





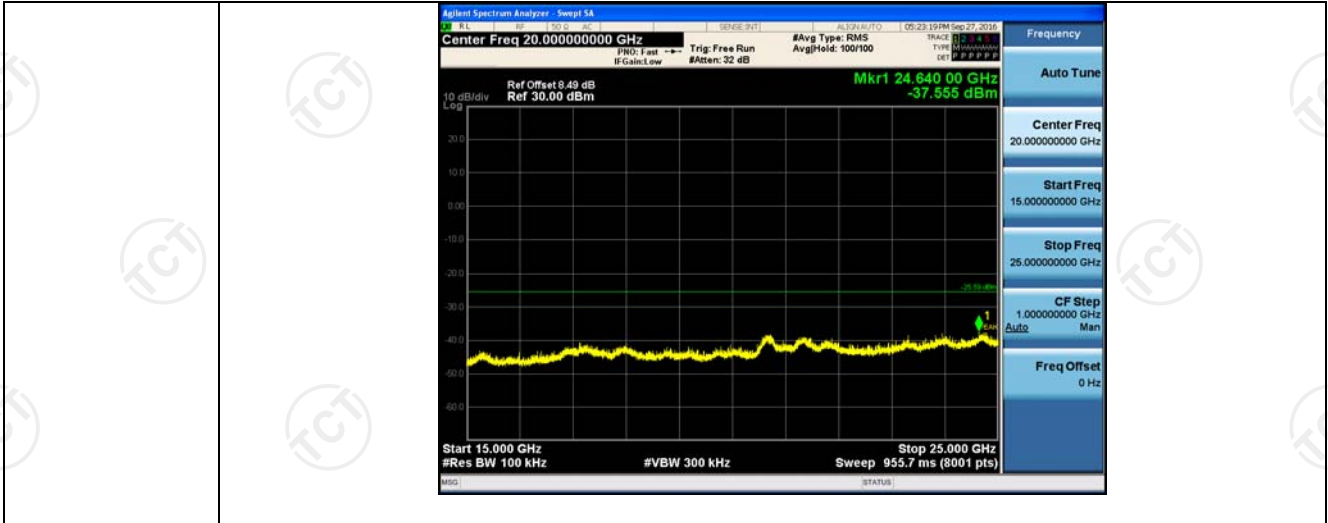


### 11N40SISO\_LCH\_Graphs



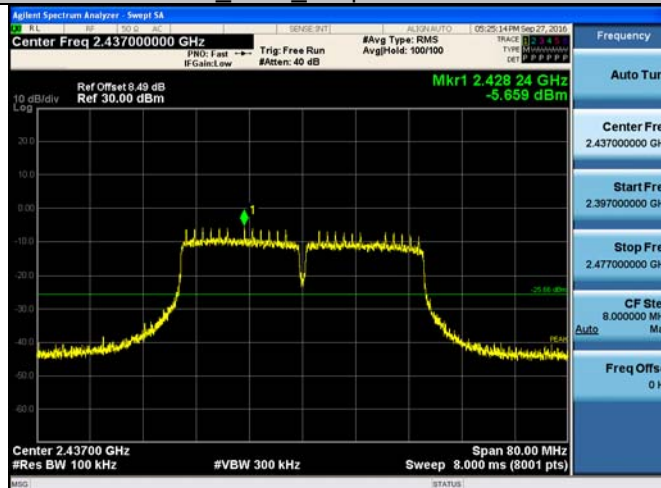




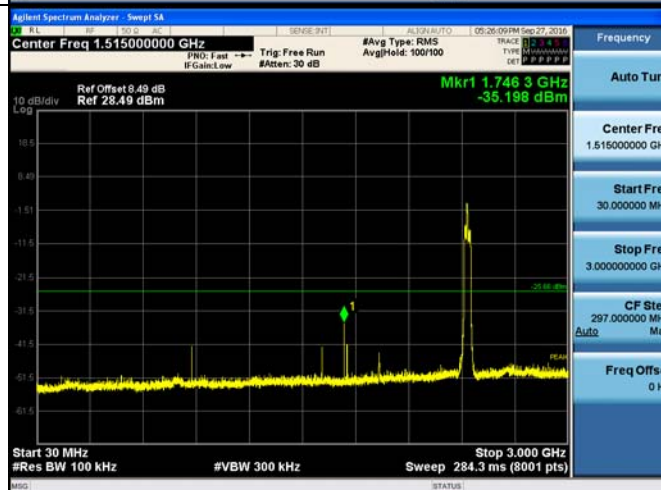


### 11N40SISO MCH\_Graphs

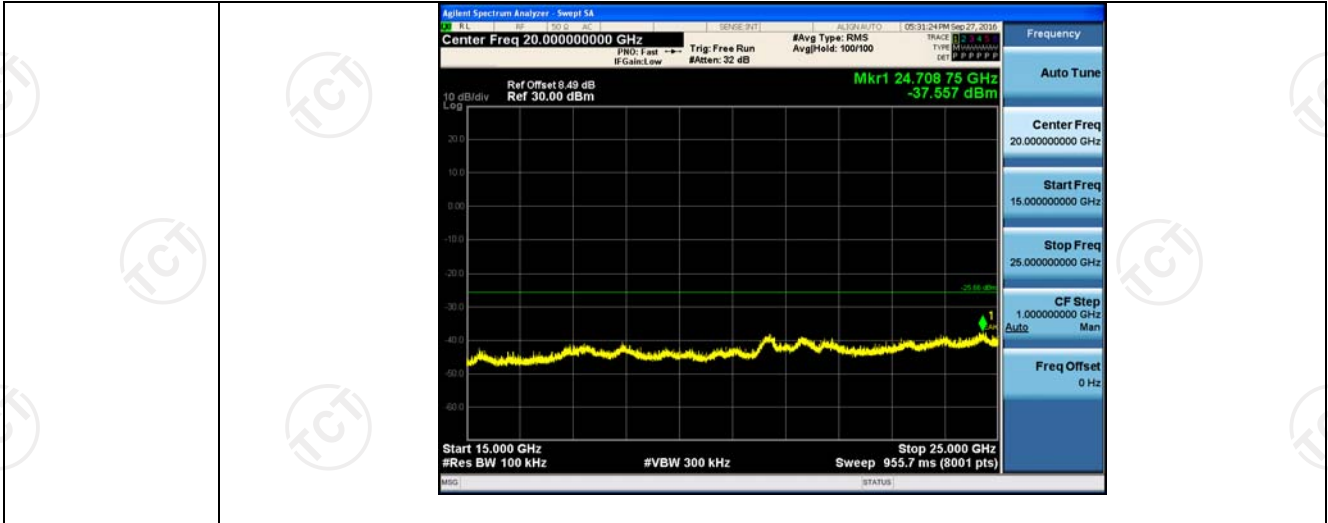
Pref/11N40SIS  
O/MCH



Puw/11N40SIS  
O/MCH

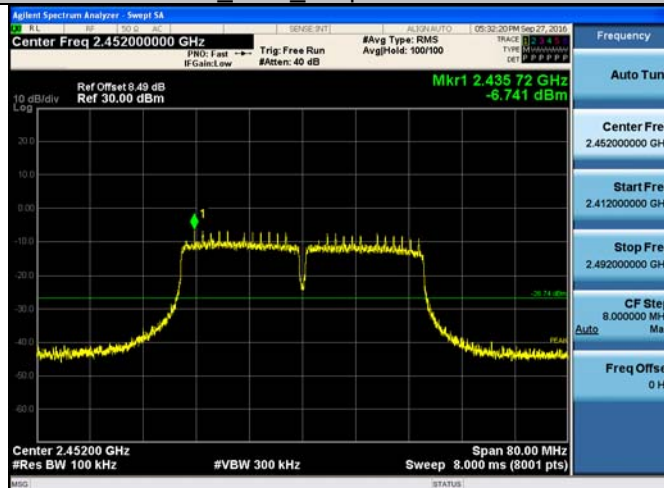




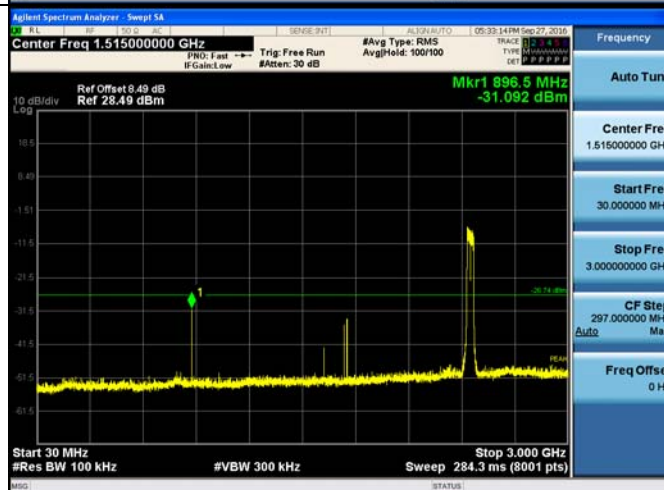


### 11N40SISO\_HCH\_Graphs

Pref/11N40SIS  
O/HCH

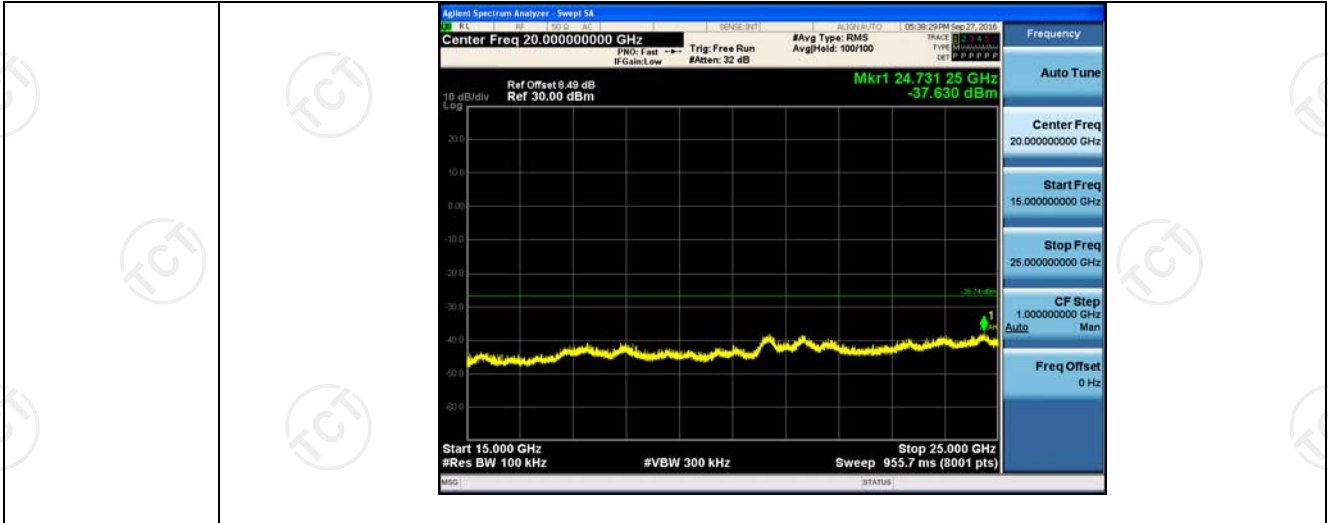


Puw/11N40SIS  
O/HCH







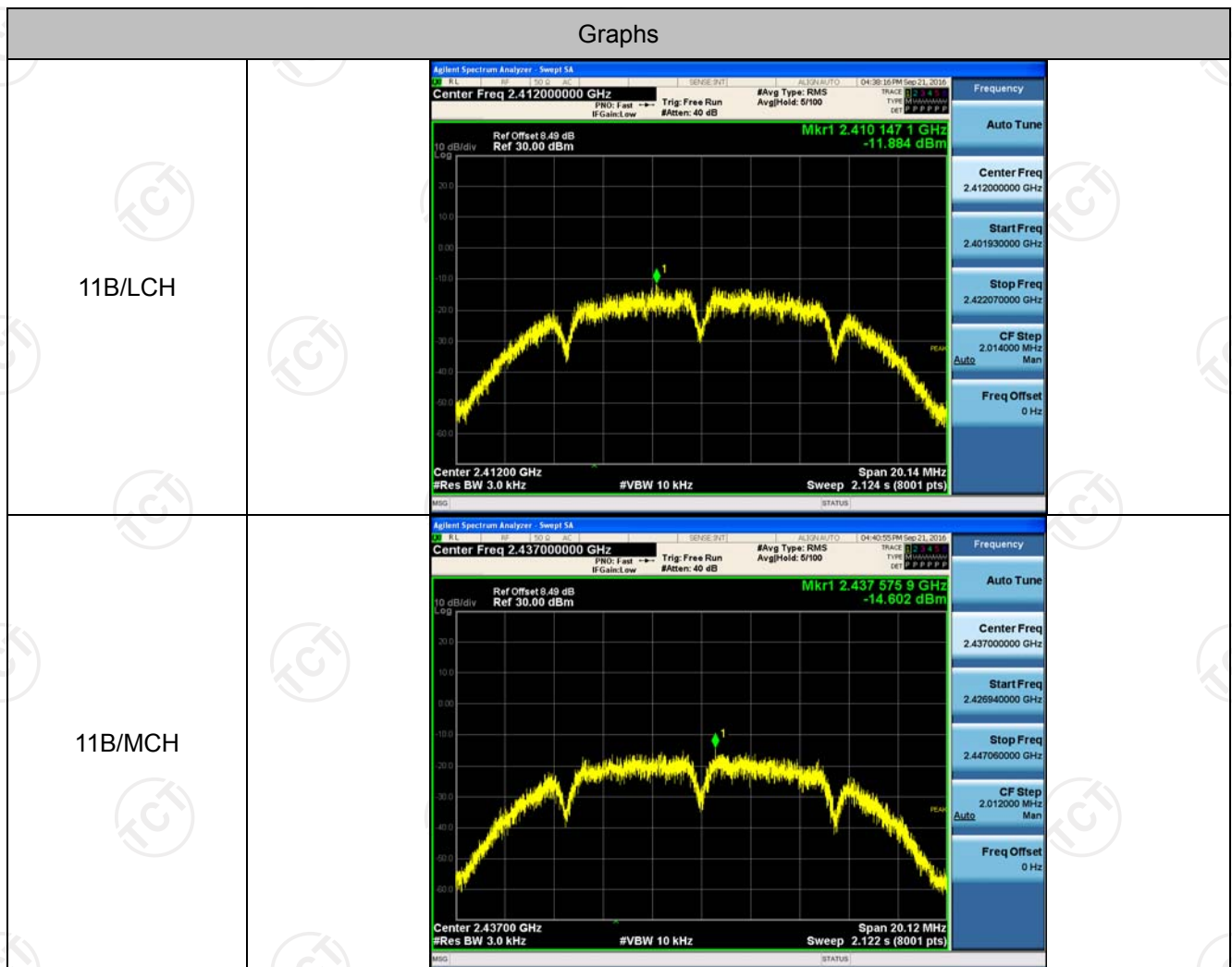



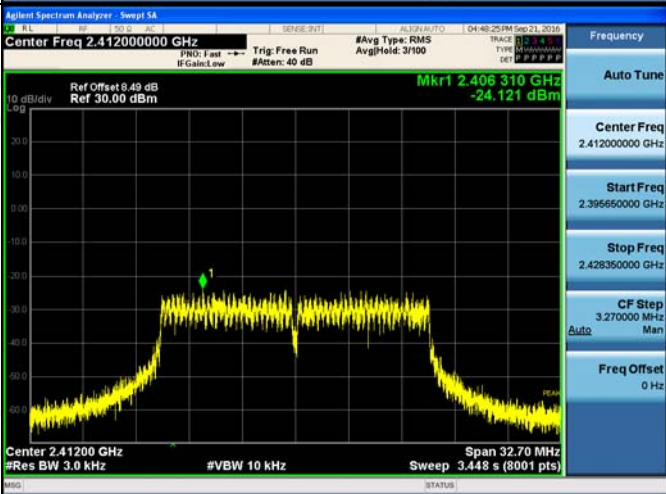
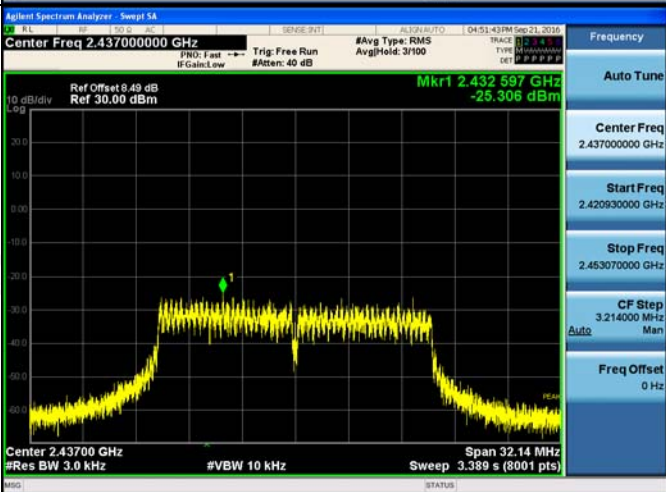
## Power Spectral Density

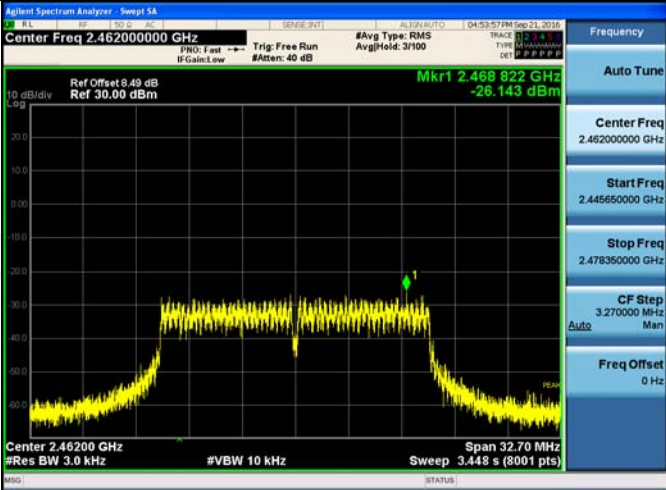
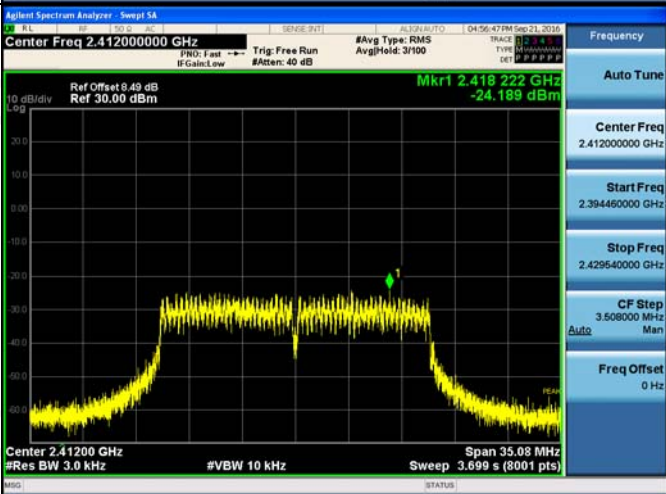
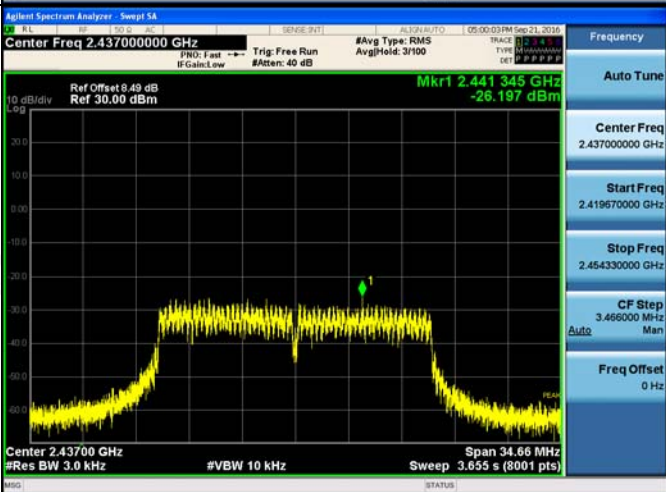
### Result Table

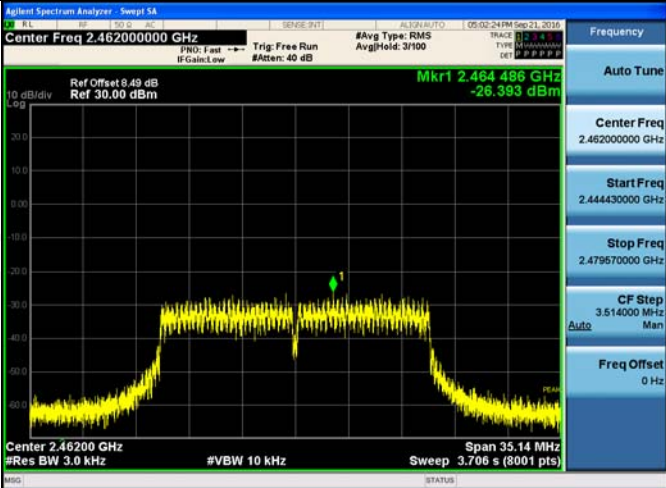
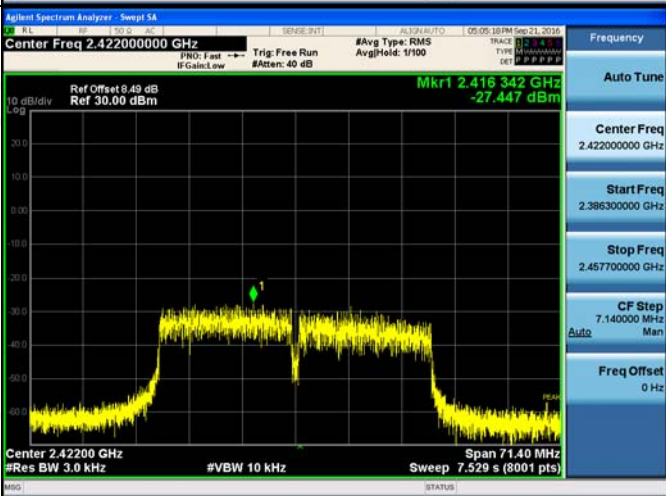
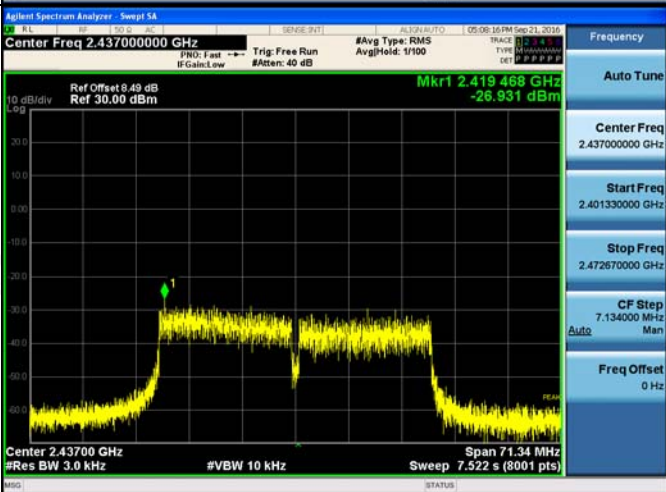
Mode	Channel	Power Spectral Density [dBm]	Verdict
11B	LCH	-11.884	PASS
11B	MCH	-14.602	PASS
11B	HCH	-15.127	PASS
11G	LCH	-24.121	PASS
11G	MCH	-25.306	PASS
11G	HCH	-26.143	PASS
11N20SISO	LCH	-24.189	PASS
11N20SISO	MCH	-26.197	PASS
11N20SISO	HCH	-26.393	PASS
11N40SISO	LCH	-27.447	PASS
11N40SISO	MCH	-26.931	PASS
11N40SISO	HCH	-30.377	PASS

### Test Graph



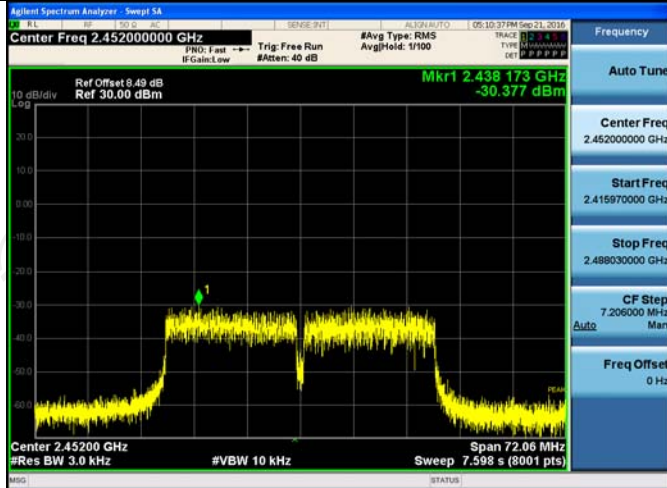
<p>11B/HCH</p>	 <p>Agilent Spectrum Analyzer - Sweep 5A</p> <p>Center Freq 2.46200000 GHz</p> <p>Ref Offset 8.49 dB Ref 30.00 dBm</p> <p>Mkr1 2.4603593 GHz -15.127 dBm</p> <p>Center 2.462000 GHz #Res BW 10 kHz #VBW 10 kHz Span 19.25 MHz Sweep 2.029 s (8001 pts)</p>
<p>11G/LCH</p>	 <p>Agilent Spectrum Analyzer - Sweep 5A</p> <p>Center Freq 2.41200000 GHz</p> <p>Ref Offset 8.49 dB Ref 30.00 dBm</p> <p>Mkr1 2.406310 GHz -24.121 dBm</p> <p>Center 2.41200 GHz #Res BW 3.0 kHz #VBW 10 kHz Span 32.70 MHz Sweep 3.448 s (8001 pts)</p>
<p>11G/MCH</p>	 <p>Agilent Spectrum Analyzer - Sweep 5A</p> <p>Center Freq 2.43700000 GHz</p> <p>Ref Offset 8.49 dB Ref 30.00 dBm</p> <p>Mkr1 2.432597 GHz -25.306 dBm</p> <p>Center 2.43700 GHz #Res BW 3.0 kHz #VBW 10 kHz Span 32.14 MHz Sweep 3.389 s (8001 pts)</p>

<p>11G/HCH</p>	
<p>11N20SISO/LCH</p>	
<p>11N20SISO/MCH</p>	

<p>11N20SISO/HCH</p>	
<p>11N40SISO/LCH</p>	
<p>11N40SISO/MCH</p>	



11N40SISO/HCH





## Appendix B: Photographs of Test Setup

### Radiated Emission








**Appendix C: Photographs of EUT**











\*\*\*\*\***END OF REPORT**\*\*\*\*\*