




Photographs of the Test Configuration


Conducted Emission Test (Model 915id – Adapter mode)





Conducted Emission Test (Model 915id POE – Adapter mode)




Conducted Emission Test (Model 915id POE – POE mode)





Radiated Emission Below 1GHz Test (Model 915id – Adapter mode)




Radiated Emission Below 1GHz Test (Model 915id – Adapter mode)





Radiated Emission Below 1GHz Test (Model 915id POE – Adapter mode)




Radiated Emission Below 1GHz Test (Model 915id POE – Adapter mode)





Radiated Emission Below 1GHz Test (Model 915id POE – POE mode)



Radiated Emission Below 1GHz Test (Model 915id POE – POE mode)



Radiated Emission Above 1GHz Test (Model 915id – Adapter mode)



Radiated Emission Above 1GHz Test (Model 915id – Adapter mode)

