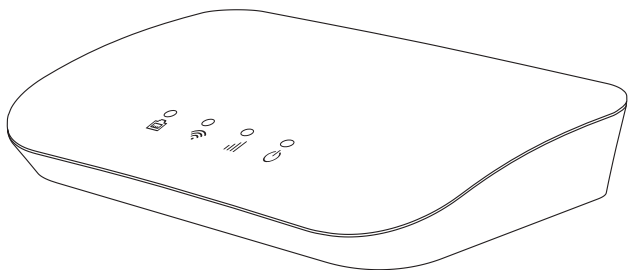


User Manual

Group Training Data Hub

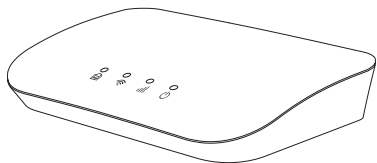


English Version:V0.7

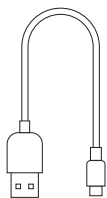
1 Product Introduction

Thank you for using this product, the product is a group training data hub, used for receiving wireless data from ANT+ and Bluetooth sports devices, and send to the web or Mobile Application by WiFi .

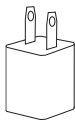
2 Product Accessories



Main Device

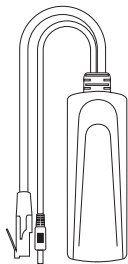


TYPE-C Cable



Power Adapter 5V 1A

(Notice: The power adapter is an optional accessory, which may be different from the figure in different regions, please refer to the actual product.)



PoE Power Splitter

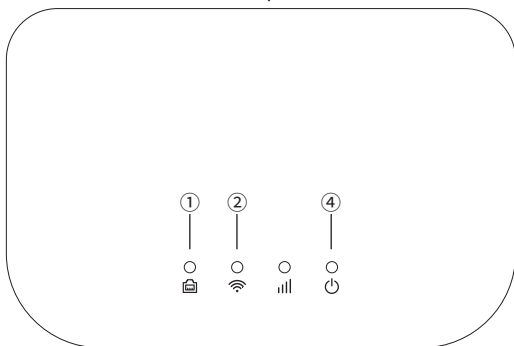
(Notice: Optional)



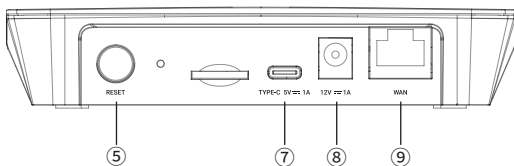
User Manual

3 Light and Socket Description

Top



Behind



- ① WAN LED: Steady light indicates that the current communication with the server is the WAN network port.
- ② WiFi LED: Steady light indicates that the current communication with the server is WiFi.
- ④ Power LED: Steady light means power on / Light off means power off.
- ⑤ Reset button: Press and hold for 5 seconds to restore the factory settings, all lights will be on, and the device will be reset after the operation is completed.
- ⑦ USB Type-C Power Socket: Please use the Type-C cable to connect to the 5V adapter for power supply.
- ⑧ 12V DC Power Socket: It can be powered by power adapter or PoE power splitter.
- ⑨ WAN Network Port: Connect and communicate with the sever by Ethernet.

4 Network Setting

a. Scan QR code to download the App(HubConfig), and install the App.

(Notice: For IOS system, it will pop up with the application security verification when installing, please set to trust, by entering the phone Settings →Device Management →Shenzhen CoosPo Tech Co.,Ltd→Trust)



5 Basic Parameters

Wireless Communication

BLE: Communication distance 30m, standard BLE5.0

ANT+: Communication distance 30m, standard 2.4GHz ISM

WiFi: Communication distance 50m, standard 2.4G&5G Dual frequency (IEEE 802.11 a/b/g/n)

Simultaneous Scanning / Number of Connected Devices

BLE / ANT collect broadcast data and upload to the server, it can scan up to 64 ANT+ devices with standard heart rate profile at the same time, no limit to the number of other types of devices. If as a central device, up to 19 BLE devices can be connected at the same time.

Socket

WAN Socket

12v DC Power Socket

USB Type-C Power Socket

Working Temperature

Temperature 0°C ~ 40°C Relative Humidity≤ 85%

6 Responsibility Disclaimer

- The information contained in this manual just for reference. The product described above may be subject to alteration owing to the manufacturer's continuing research and development plans, without making an announcement in advance.
- We shall not bare any legal responsibility for any direct or indirect, accidental or special damages, losses and expenses arising from or in connection with this manual or the contained product.

FCC statement

NOTE: This equipment has been tested and found to comply with the limits for a Class B digital device, pursuant to part 15 of the FCC Rules. These limits are designed to provide reasonable protection against harmful interference in a residential installation. This equipment generates uses and can radiate radio frequency energy and, if not installed and used in accordance with the instructions, may cause harmful interference to radio communications. However, there is no guarantee that interference will not occur in a particular installation. If this equipment does cause harmful interference to radio or television reception, which can be determined by turning the equipment off and on, the user is encouraged to try to correct the interference by one or more of the following measures:

- Reorient or relocate the receiving antenna.
- Increase the separation between the equipment and receiver.
- Connect the equipment into an outlet on a circuit different from that to which the receiver is connected.
- Consult the dealer or an experienced radio/TV technician for help.

Changes or modifications not expressly approved by the party responsible for compliance could void the user's authority to operate the equipment.

This device complies with Part 15 of the FCC Rules. Operation is subject to the following two conditions:

(1) this device may not cause harmful interference, and (2) this device must accept any interference received, including interference that may cause undesired operation.

RF Exposure Warning Statements:

This equipment complies with FCC radiation exposure limits set forth for an uncontrolled environment. This equipment shall be installed and operated with minimum distance 20cm between the radiator & body.

The frequency stability of all transmission frequencies of U-NII-1, U-NII-2A meets the 47 CFR FCC Part15.407(g) requirements, and the manufacturer states that their transmissions remain within the U-NII-1 and U-NII-2A bands.