20dB BW Plot

Bluetooth

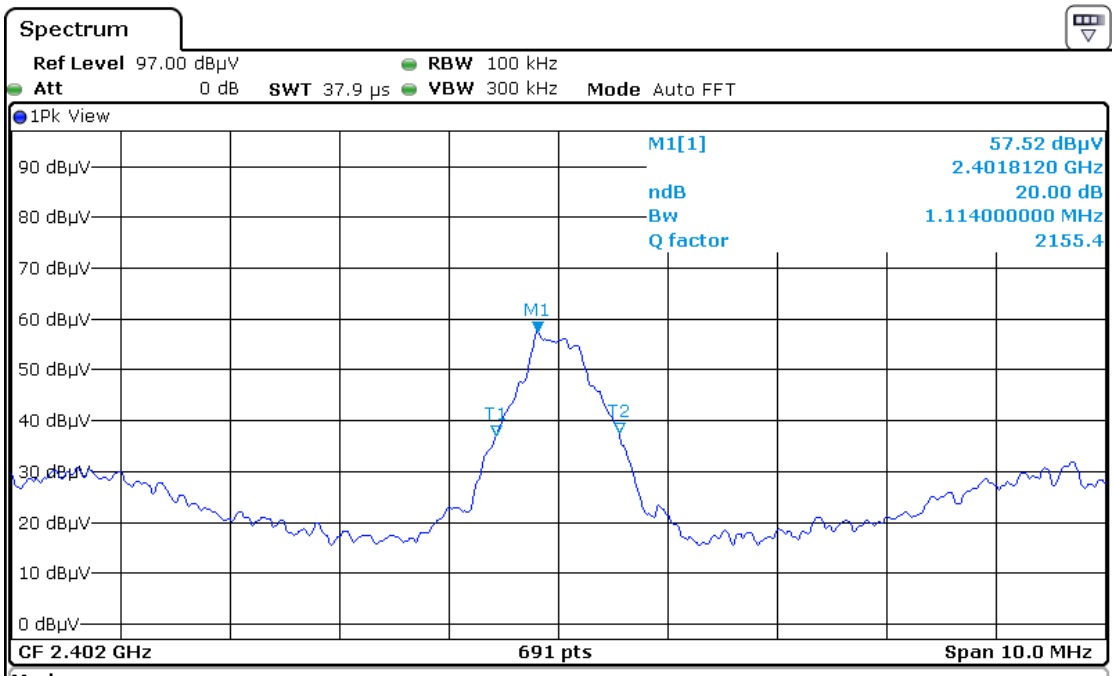

Marker

Type	Ref	Trc	X-value	Y-value	Function	Function Result
M1		1	2.401812 GHz	57.52 dBµV	ndB down	1.114 MHz
T1		1	2.401436 GHz	37.15 dBµV	ndB	20.00 dB
T2		1	2.40255 GHz	37.53 dBµV	Q factor	2155.4

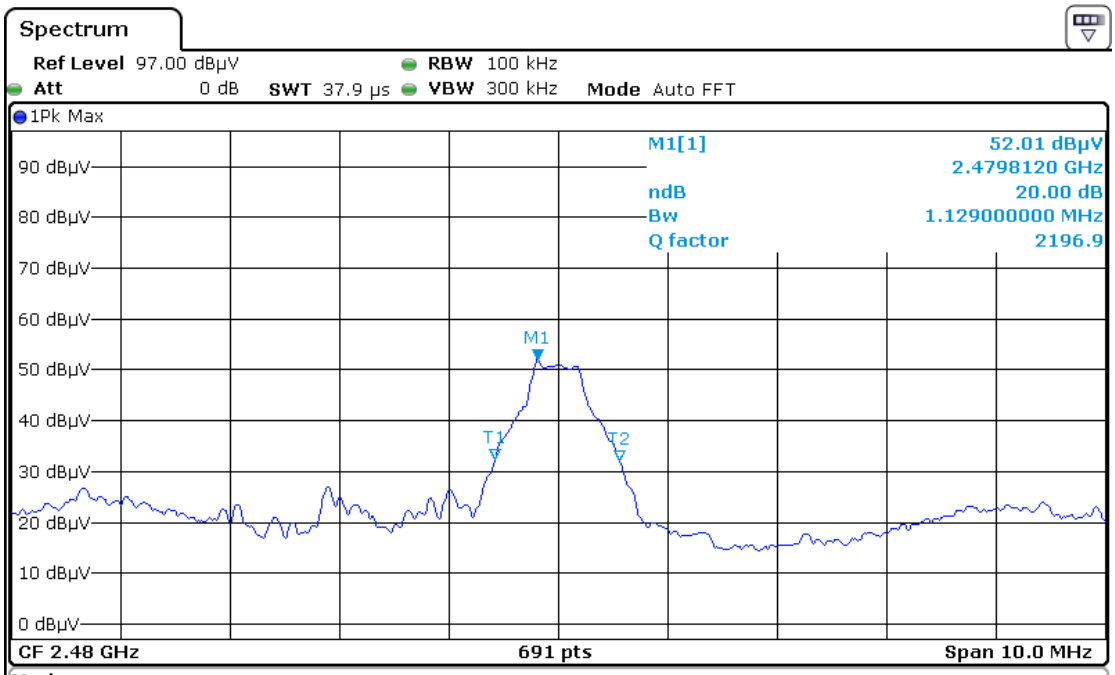

Marker

Type	Ref	Trc	X-value	Y-value	Function	Function Result
M1		1	2.479812 GHz	52.01 dBµV	ndB down	1.129 MHz
T1		1	2.479421 GHz	32.31 dBµV	ndB	20.00 dB
T2		1	2.48055 GHz	32.12 dBµV	Q factor	2196.9

5.8GHz Transmitter

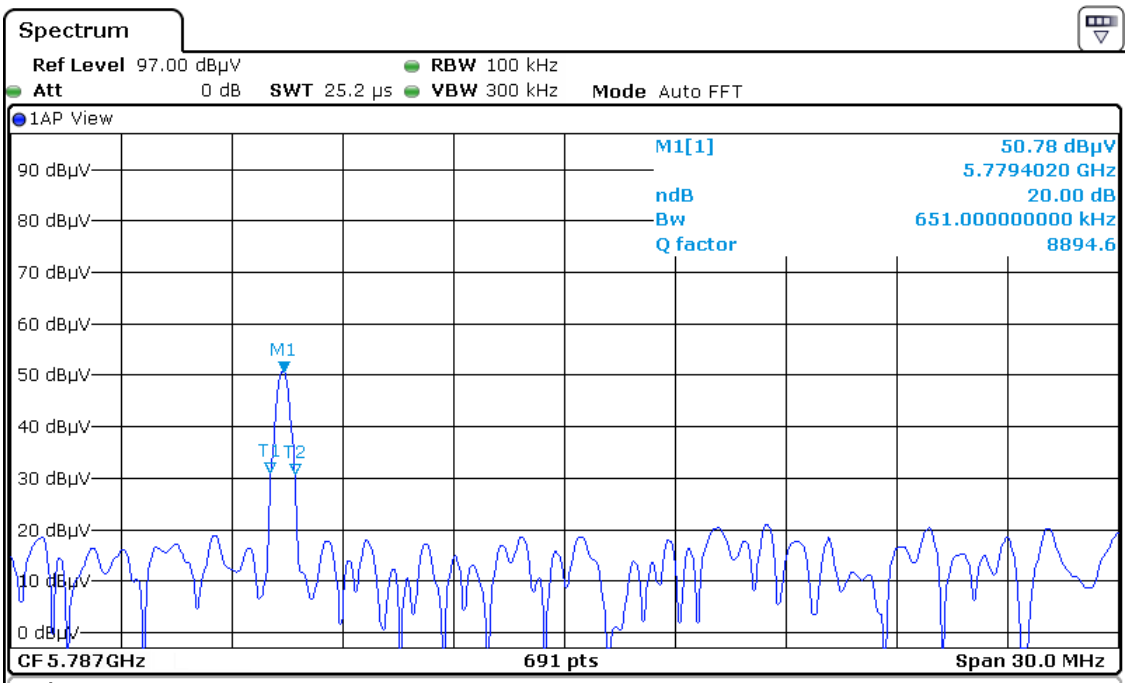

Marker

Type	Ref	Trc	X-value	Y-value	Function	Function Result
M1		1	5.779402 GHz	50.78 dBµV	ndB down	651.0 kHz
T1		1	5.779055 GHz	31.03 dBµV	ndB	20.00 dB
T2		1	5.779706 GHz	30.92 dBµV	Q factor	8894.6