



User Manual

MTBBW10301

Tag Box



Mysphera S.L.

Parque Tecnológico de Valencia
Ronda Auguste y Louis Lumiere, 23 – Nave 13,
46980 Paterna (Valencia)

info@mysphera.com

www.mysphera.com

Telf.: +34 96 182 71 77 / Ext. 112

Fax +34 96 182 94 15

Modified December 2019

© 2019 **Mysphera S.L. ("MYSPHERA")** all rights reserved.

Any type of exploitation and, in particular, the reproduction, distribution, public communication and / or transformation, in whole or in part, by any means, of this document without the prior express written consent of MYSPHERA is prohibited.

The warranty and repair services linked to the product will not apply if the product has been repaired, modified or altered, except that such repair, modification or alteration has been authorized in writing by MYSPHERA; or it is not possible to determine the product serial number.

MYSPHERA PROVIDES THIS "AS IS" MANUAL, WITHOUT WARRANTIES OF ANY KIND, OR EXPRESS OR IMPLIED, INCLUDED, BETWEEN OTHER, THE IMPLIED WARRANTIES OR CONDITIONS OF MERCHANTABILITY OR FITING A PARTICULAR PURPOSE.

NEITHER **MYSPHERA**, NOR ITS PERSONNEL OR AGENTS, WILL BE LIABLE FOR ANY INDIRECT, SPECIAL, ACCIDENTAL OR CONSEQUENTIAL DAMAGES (INCLUDING THOSE DERIVED FROM LOSS OF BENEFITS, LOSS OF COMMERCIAL OPPORTUNITIES, IMPOSSIBILITY OF USING THE COMMITTEE OF THE COMMITTEE, THE BUSINESS UNIT AND OTHER DAMAGES OF A SIMILAR NATURE), EVEN WHEN MYSPHERA HAS BEEN INFORMED OF THE POSSIBILITY THAT SUCH DAMAGES HAVE TO PLACE AS A RESULT OF ANY DEFECTS OR ERRORS IN THIS MANUAL OR IN THE PRODUCT.

THE SPECIFICATIONS AND INFORMATION RELATING TO THE PRODUCTS CONTAINED IN THIS MANUAL ARE MADE AVAILABLE TO THE OWNER FOR EXCLUSIVELY INFORMATIONAL PURPOSES; BOTH ARE SUBJECT TO CHANGE AT ANY TIME WITHOUT PRIOR NOTICE AND A COMMITMENT UNDERTAKEN BY **MYSPHERA** SHOULD NOT BE CONSIDERED.

MYSPHERA DOES NOT ASSUME ANY RESPONSIBILITY OR OBLIGATION IN RELATION TO THOSE ERRORS OR IMPRECISSIONS THAT THIS MANUAL MAY CONTAIN, INCLUDING THE PRODUCTS AND THE SOFTWARE THAT ARE DESCRIBED IN IT.



Trademarks and permits:

The names of products and companies that appear in this manual may or may not be registered trademarks or be linked to copyright held by their respective owners; its use is carried out exclusively for identification and explanation purposes and for the benefit of the product owner, without any intention of infringing the indicated rights.

Changes History

Product name		Tag Box	
Product ID		MTBBW10301	Date version:
			December 2019
		Nº Total pages	10
Version	Changes		Date of change
0.1	Initial version		07/09/2018
1.0	1st version		13/05/2019
1.1	English version		09/12/2019

Used symbols in this guide:

Symbol	Description
	USB.
	Electric risk.

Warnings:

- The product label is located on the bottom of the product.
- To reduce the risk of fire or electric shock, do not expose the product to rain or moisture.
- Do not place open flame sources, such as burning candles on the product, or in its vicinity.
- Do not expose this product to dripping or splashing.
- This product must be used indoors. It is not designed or tested for outdoor use.
- Operating temperature range: -5°C to 45°C

Precautions:

- Do not make unauthorized alterations to this product; doing so may compromise security, compliance with standards, system performance and may void the warranty.

Important Instructions:

- Read these instructions.
- Keep these instructions.
- Observe the warnings.
- Follow all instructions.
- Do not use this appliance near water.
- Perform the installation according to the manufacturer's instructions.
- Do not place it near any heat source, such as radiators, heating grilles, stoves or other appliances (including amplifiers) that produce heat.
- Use only accessories specified by the manufacturer.

Contents

Contents	4
1. Introduction	5
1.1. Package contents	5
1.2. Usage requirements	5
2. Product description	5
2.1. Version	6
2.2. Identification	6
3. Instalation.....	6
4. Intended use	7
5. Maintenance and cleaning.....	7
6. Storage and devices removal	7
6.1. Storage.....	7
6.2. Tag Box removal.....	8
7. Incidents solution	8
7.1. Usual incidents	8
8. Safety information	8
8.1. Electric safety	8
8.2. Other safety considerations	9
8.3. Information about radiofrequency.....	9
8.3.1. Radioelectric devices manufacturing	9
8.3.2. Radio Frequency exposure (RF)	9
9. Declaration of conformity.....	9
9.1. CE Mark	9
9.2. FCC Mark	9
9.3. Updating device	10
10. Recycling	10
11. Authorized distributors.....	10

1. Introduction

1.1. Package contents

- Tag Box.
- USB cable 1.8m-2m connected inside tag box.

1.2. Usage requirements

- USB 2.0 port. Limited power to 15 W
- S.O. Up Windows XP.
- S.O. Up Linux kernel version 2.4.

2. Product description

The deallocation box is a device designed to be used in conjunction with the MYSPHERA location platform. This box allows you to deallocate all the Tags that are entered into it.



Illustration 1 – Tag Box

Consult the deallocation process in the SPHERA Hospital manual.

2.1. Version

Product: MTBBW10301

Case : 1.0.0 White structure, transparent drawer with silver knob, turrets, spacers, screws and nylon nuts.

Hardware: 3.1.0 Hardware based on SoLA31B BLE with double chip

Firmware: 1.0.0 Firmware dual CC2540+CC2541

2.2. Identification

Label rear of the device.




Illustration 2 – Identification tag box

- Product identifier code:
 - o Start with 3 letters indicating type / family of the product.
 - o Followed by 2 letters indicating the type of interface and / or communication of the product.
 - o Followed by 1 digit indicating version of the enclosures / enclosures / mechanical encapsulation.
 - o Followed by 2 digits indicating the hardware version.
 - o Finishing with 2 digits that indicate the firmware version.
- IEEE address: 12-digit alphanumeric MAC identification, unique for each device / product manufactured.
- S / N: Serial number of the hardware used in that product.
 - o Internal product accounting code.
 - o Hardware manufacturing number.
- Electrical characteristics of use.
- Certification and marking symbols: CE and FCC
- Place and year of manufacture.

3. Installation

Install the deallocation box in an accessible place and close to a PC with access to the MYHOSPITAL platform to deposit the Tags on it.

4. Intended use

Deposit the tags through the groove of the upper face or open the drawer and deposit them. Then, close the drawer and in a few seconds, the Tags will have been deactivated on the MYHOSPITAL platform.





Ilustración 3 - Tags to deactivate

5. Maintenance and cleaning

No special cleaning products are needed for cleaning this device. Dampen a cloth with water and run it across the surface.

	Do not clean the equipment when it is turned on.
	Do not use solvents.

This device does not require special maintenance.

6. Storage and devices removal

6.1. Storage

- When the wireless gateway is not used, it should be stored in a clean and dry area. Otherwise it can become a source of pollution.
- Store the wireless gateway under the following conditions:
 - Temperature: -10 ° C to 50C ° (14 ° F to 122 ° F)
 - Relative humidity: 20% to 80% (no condensation)

6.2.6.2. Tag Box removal

DO NOT OPEN ANY TAG BOX

In case of failure or at the end of the use of the wireless gateway, it must be returned to the manufacturer for replacement and / or repair or removal from the market.

Contact MYSPHERA before disposing of the wireless gateway. This product should not be treated as household waste.

By ensuring that this product is disposed of correctly, it will help avoid possible negative consequences for the environment and human health, which could otherwise be caused by improper handling of the waste from this product.

7. Incidents solution

7.1. Usual incidents

PROBLEM

No LED lights up.

SOLUTION

The device isn't powered. Verify that the device is connected to the computer. If it still doesn't work, please contact support.

PROBLEM

The device is locked.

SOLUTION

Normally the device should be unlocked in a maximum time of 10 seconds from its previous performance. Once this limit is exceeded, if the device is still blocked, you must disconnect it and reconnect it.

PROBLEM

Tags entered in the box, but they aren't deactivated.

SOLUTION

The device is not powered. Verify that it is connected to the power supply or that the transformer is powered. If the fault persists, try changing the feeder. If it still does not work, please contact support.

8. Safety information

8.1. Electric safety

Product protected against short circuits.

It does not emit electric shocks.

8.2. Other safety considerations

Product not designed or intended for uses other than its installation in stable places and with the ability to detect movement.

It does not carry an implicit risk for people, animals or objects.

The company is not responsible for improper use of it and the possible consequences that the product itself or the parts that form it may have.

8.3. Information about radiofrequency

8.3.1. Radioelectric devices manufacturing

Cuadro Nacional Atribución Frecuencias (Spain, Orden ETU/416/2018, 26th April, 2018)

https://www.boe.es/diario_boe/txt.php?id=BOE-A-2018-5704

European Frequency Information System (2402 MHz - 2480 MHz)

<https://www.efis.dk/views2/search-general.jsp>

MYSPHERA declares that the radio equipment is manufactured so that it can operate in at least one Member State without violating the requirements applicable to the use of the radio spectrum in accordance with Article 10.2 of Directive 2014/53 / EU.

This device can be put into service and used without restrictions in several European Union countries (BE / DE / ES / FR / GR / IT / NL / NO / UK)

8.3.2. Radio Frequency exposure (RF)


The product works at a very low frequency and the exposure of people to it is not harmful.

This device has been designed and meets the safety requirements for RF exposure of portable devices (< 5 mm) in accordance with FCC rule part §2.1093 and KDB 447498 D01.

9. Declaration of conformity

<http://www.mysphera.com/declaration-of-conformity>

9.1. CE Mark

 MySPHERA declares that this device complies with the requirements and specifications set out in Directive 2014/53 / EU (RED).

9.2. FCC Mark

This device complies with the Part 15 C specification of the FCC Rules.



Your operation is subject to the following two conditions:

- (1) This device must not cause harmful interference, and
- (2) This device must accept any interference received, including interference from improper use.

Changes or modifications not expressly approved by the party responsible for compliance may void the user's authorization to operate the device.

9.3. Updating device

The programming and functionality of the hardware and firmware are carried out at the factory complying with the essential requirements of the product.

The end user cannot make any modification of the FW / SW or functionality or have any button, connector or element that allows changing any parameter that affects the correct functioning of the product or the fulfillment of its essential requirements.

If any update, change or special modification of FW is required, the product must return to Mysphera. You cannot vary operating parameters automatically or remotely.

10. Recycling

The product must not be disposed of as waste and must be delivered to MYSPHERA for proper recycling. Proper disposal and recycling help protect natural resources, people's health and the environment. For more information on the disposal and recycling of this product, contact your municipality, the waste management service or the store where you purchased this product.

11. Authorized distributors

MYSPHERA S.L.

Parque Tecnológico de Valencia

Ronda Auguste y Louis Lumiere, 23 – Nave 13,

E-46980 Paterna (Valencia)

support@mysphera.com

<https://www.mysphera.com>

Telf.: +34 96 182 71 77

Fax +34 96 182 94 15