

APPENDIX 3: Photographs of test setup

Conducted emission

Cable Length 0.2m




Photo 1




Photo 2

UL Japan, Inc.

Ise HQ EMC Lab.

4383-326 Asama-cho, Ise-shi, Mie-ken 516-0021 JAPAN

Telephone : +81 596 24 8999

Facsimile : +81 596 24 8124

Conducted emission
Cable Length 0.6m




Photo 1




Photo 2

UL Japan, Inc.

Ise HQ EMC Lab.

4383-326 Asama-cho, Ise-shi, Mie-ken 516-0021 JAPAN

Telephone : +81 596 24 8999

Facsimile : +81 596 24 8124

Conducted emission
Cable Length 1.5m




Photo 1




Photo 2

UL Japan, Inc.

Ise HQ EMC Lab.

4383-326 Asama-cho, Ise-shi, Mie-ken 516-0021 JAPAN

Telephone : +81 596 24 8999

Facsimile : +81 596 24 8124

Radiated emission
Cable Length 0.2m




Photo 1




Photo 2

UL Japan, Inc.

Ise HQ EMC Lab.

4383-326 Asama-cho, Ise-shi, Mie-ken 516-0021 JAPAN

Telephone : +81 596 24 8999

Facsimile : +81 596 24 8124

Radiated emission
Cable Length 0.6m




Photo 1




Photo 2

UL Japan, Inc.

Ise HQ EMC Lab.

4383-326 Asama-cho, Ise-shi, Mie-ken 516-0021 JAPAN

Telephone : +81 596 24 8999

Facsimile : +81 596 24 8124

Radiated emission
Cable Length 1.5m




Photo 1




Photo 2

UL Japan, Inc.

Ise HQ EMC Lab.

4383-326 Asama-cho, Ise-shi, Mie-ken 516-0021 JAPAN


Telephone : +81 596 24 8999

Facsimile : +81 596 24 8124


Worst Case Position

Below 30MHz Ant Y-axis / Mod X-axis
Above 30MHz Horizontal: Ant Y-axis / Mod X-axis
Vertical: Ant Y-axis / Mod X-axis


X-axis



X-axis




Y-axis



Y-axis




Z-axis




Z-axis



With/Without Tag



With Tag



Without Tag

End of Report