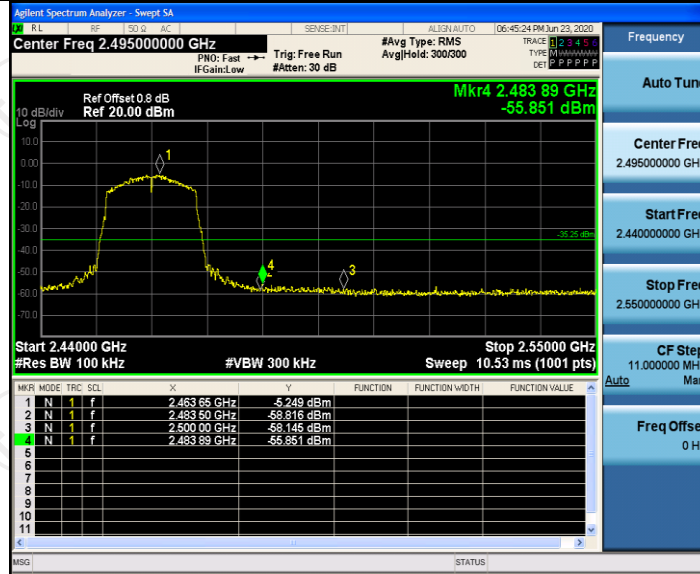
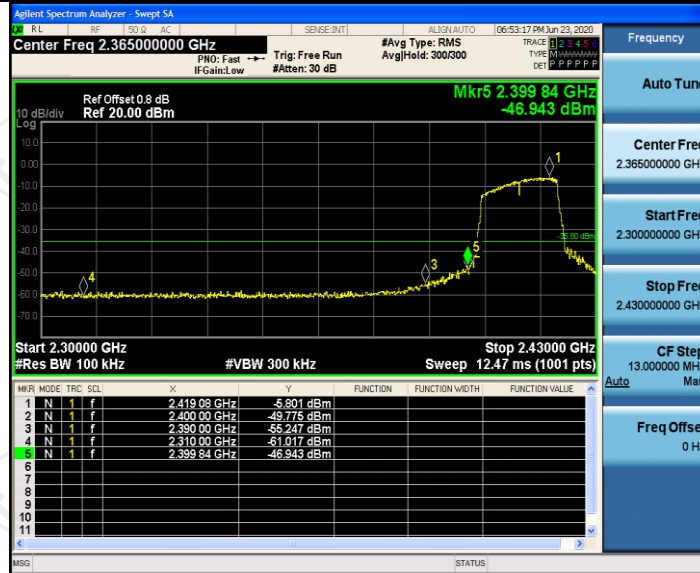


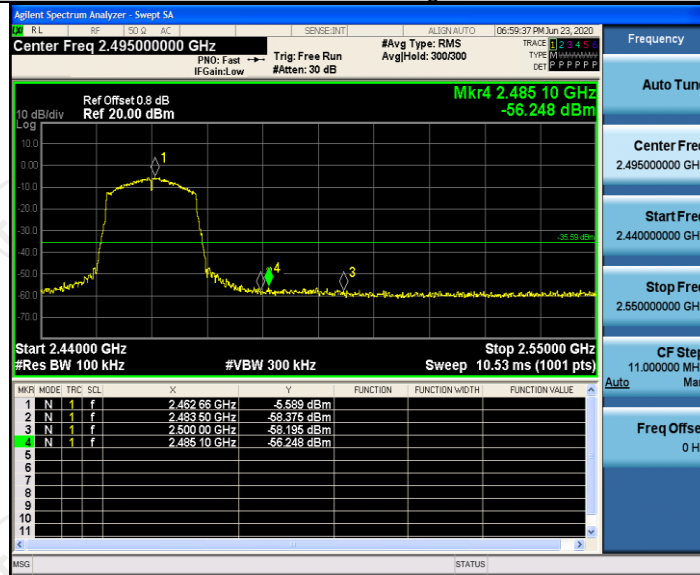
11G_Ant1_High_2462



11N20SISO_Ant1_Low_2412



11N20SISO Ant1_High_2462



Conducted Spurious Emission

Test Result

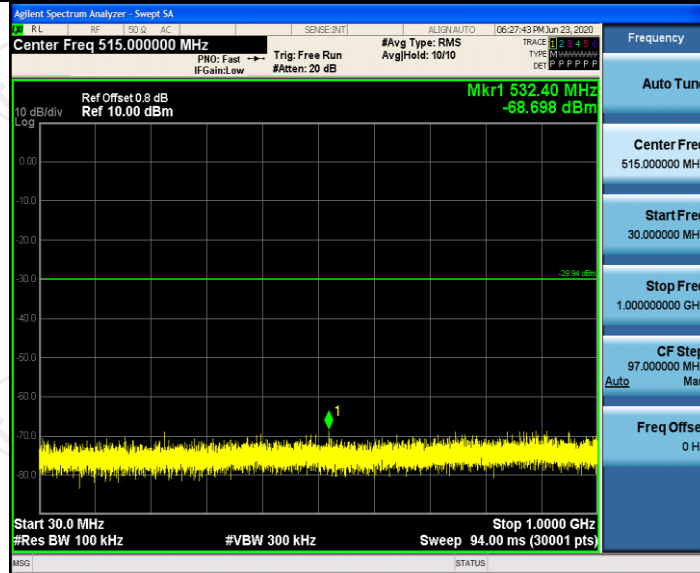
TestMode	Antenna	Channel	FreqRange [Mhz]	RefLevel [dBm]	Result [dBm]	Limit [dBm]	Verdict
11B	Ant1	2412	Reference	0.06	0.06	---	PASS
			30~1000	30~1000	-68.698	<=-29.94	PASS
			1000~26500	1000~26500	-42.251	<=-29.94	PASS
		2437	Reference	0.49	0.49	---	PASS
			30~1000	30~1000	-68.54	<=-29.515	PASS
			1000~26500	1000~26500	-42.596	<=-29.515	PASS
		2462	Reference	0.36	0.36	---	PASS
			30~1000	30~1000	-68.791	<=-29.645	PASS
			1000~26500	1000~26500	-43.445	<=-29.645	PASS
11G	Ant1	2412	Reference	-6.04	-6.04	---	PASS
			30~1000	30~1000	-68.73	<=-36.04	PASS
			1000~26500	1000~26500	-42.419	<=-36.04	PASS
		2437	Reference	-5.98	-5.98	---	PASS
			30~1000	30~1000	-69.095	<=-35.983	PASS
			1000~26500	1000~26500	-42.879	<=-35.983	PASS
		2462	Reference	-5.47	-5.47	---	PASS
			30~1000	30~1000	-68.338	<=-35.473	PASS
			1000~26500	1000~26500	-42.34	<=-35.473	PASS
11N20SISO	Ant1	2412	Reference	-6.09	-6.09	---	PASS
			30~1000	30~1000	-68.76	<=-36.086	PASS
			1000~26500	1000~26500	-43.14	<=-36.086	PASS
		2437	Reference	-7.05	-7.05	---	PASS
			30~1000	30~1000	-68.764	<=-37.046	PASS
			1000~26500	1000~26500	-43.038	<=-37.046	PASS
		2462	Reference	-5.86	-5.86	---	PASS
			30~1000	30~1000	-69.078	<=-35.863	PASS
			1000~26500	1000~26500	-42.584	<=-35.863	PASS

Test Graphs

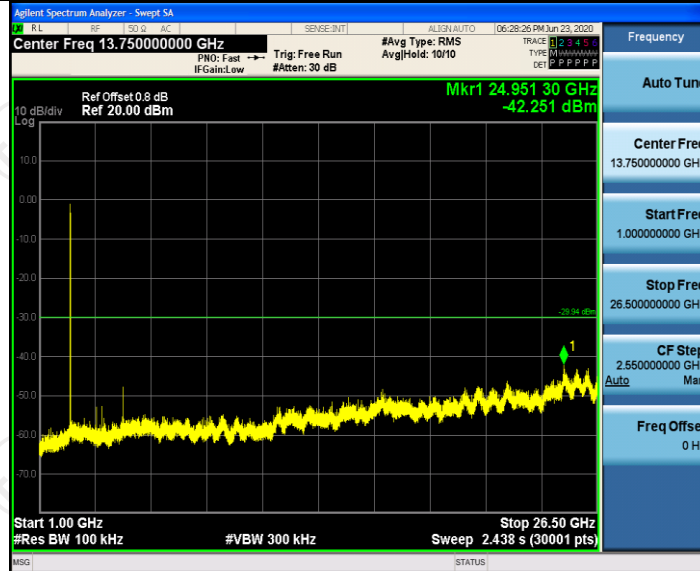
11B_Ant1_2412_0~Reference



11B_Ant1_2412_30~1000



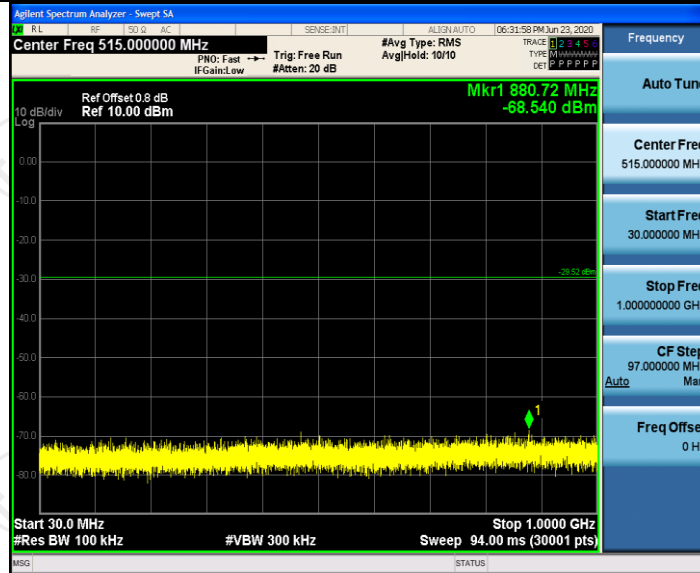
11B_Ant1_2412_1000~26500



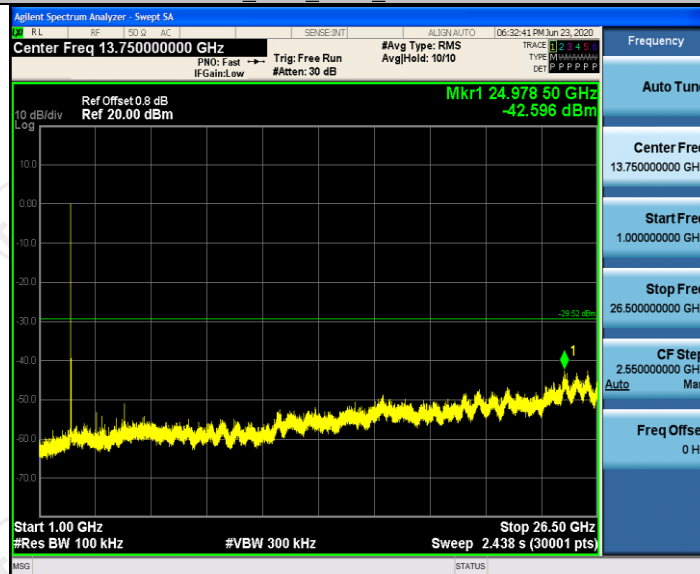
11B_Ant1_2437_0-Reference



11B_Ant1_2437_30~1000



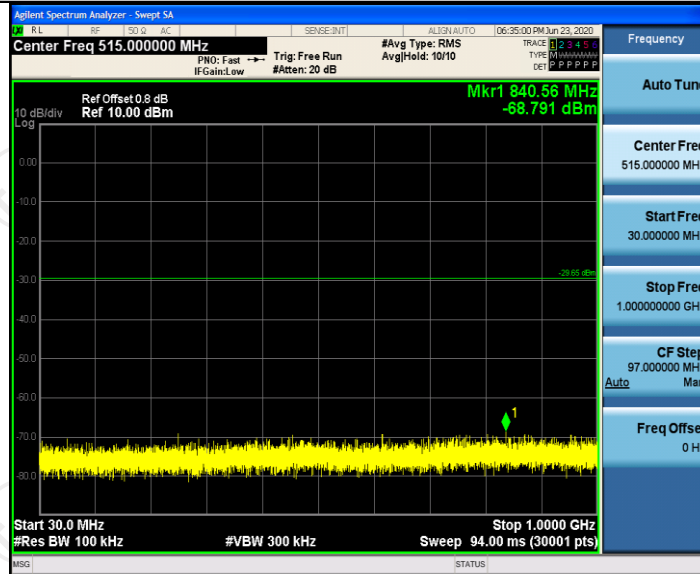
11B_Ant1_2437_1000~26500



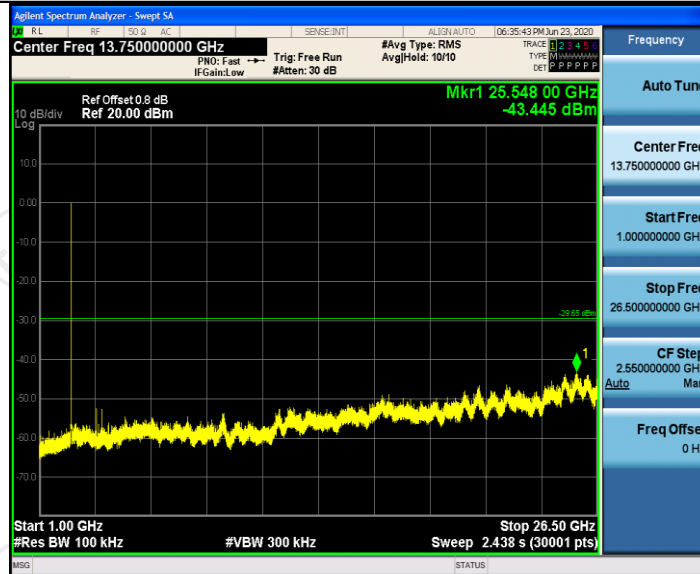
11B_Ant1_2462_0-Reference



11B_Ant1_2462_30~1000



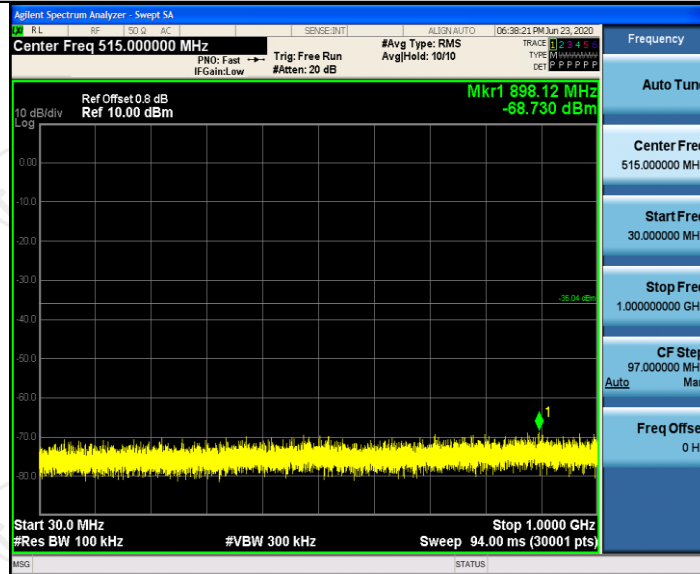
11B_Ant1_2462_1000~26500



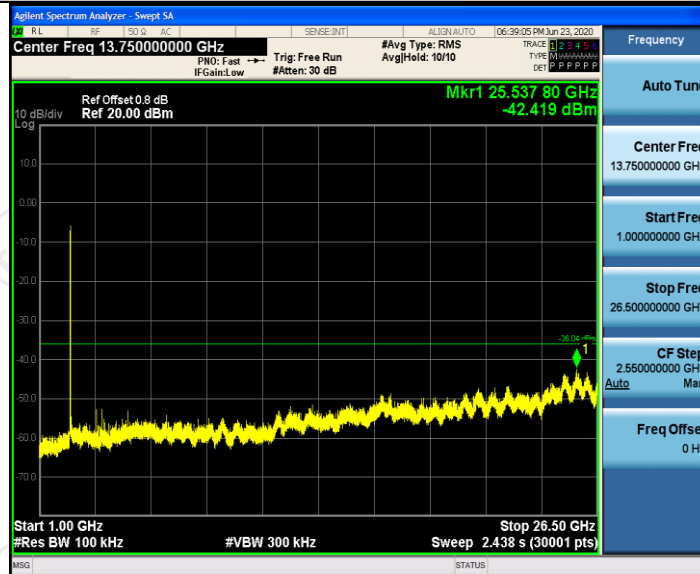
11G_Ant1_2412_0~Reference



11G_Ant1_2412_30~1000



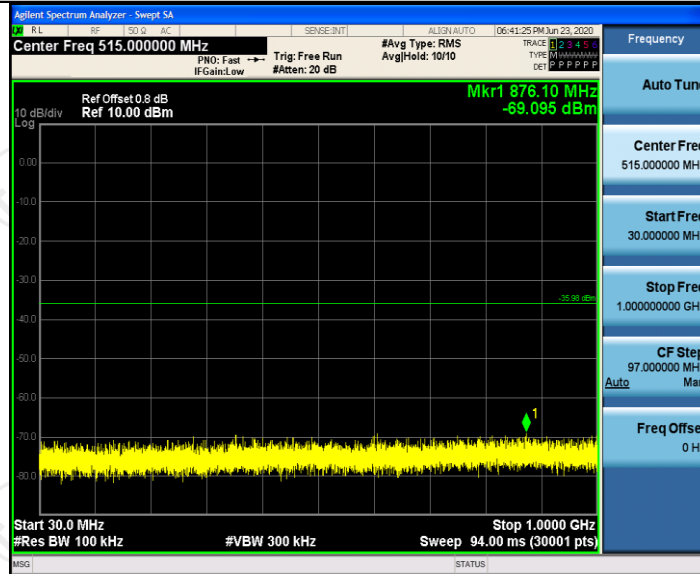
11G_Ant1_2412_1000~26500



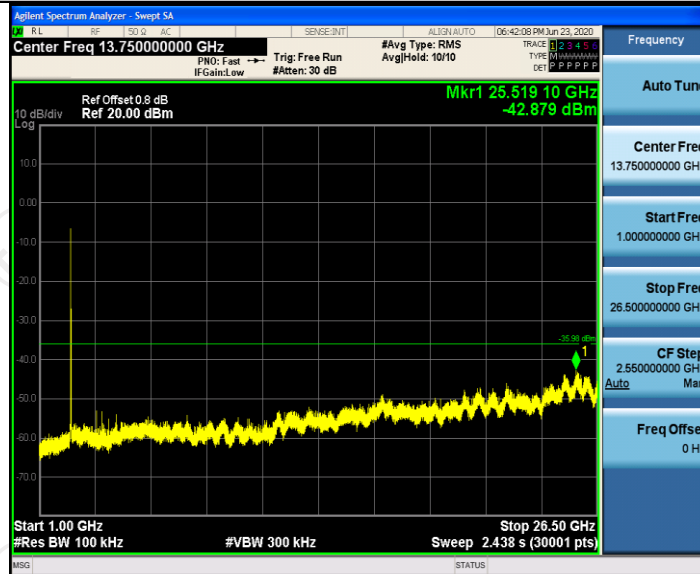
11G_Ant1_2437_0~Reference



11G_Ant1_2437_30~1000



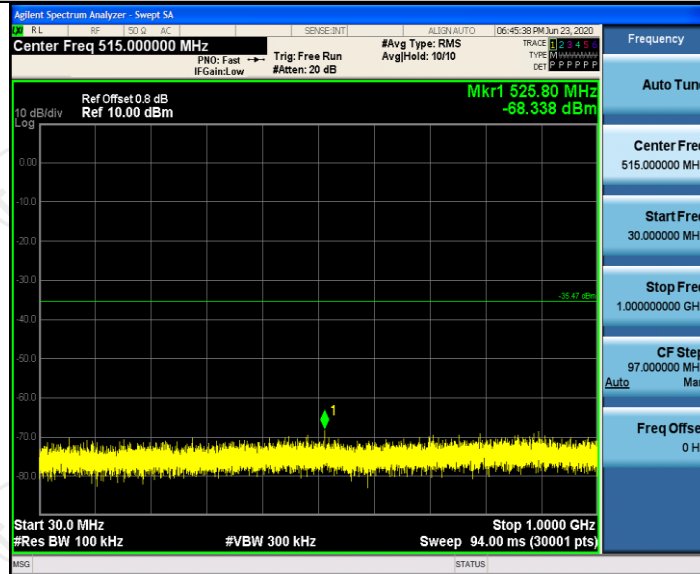
11G_Ant1_2437_1000~26500



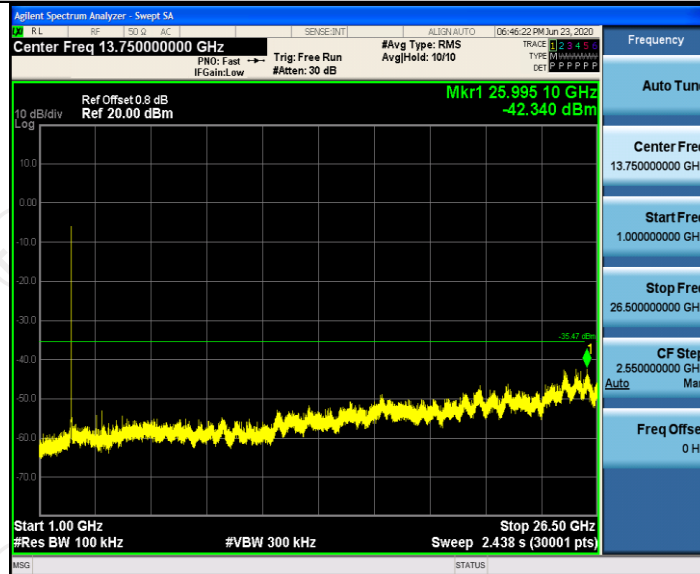
11G_Ant1_2462_0~Reference



11G_Ant1_2462_30~1000



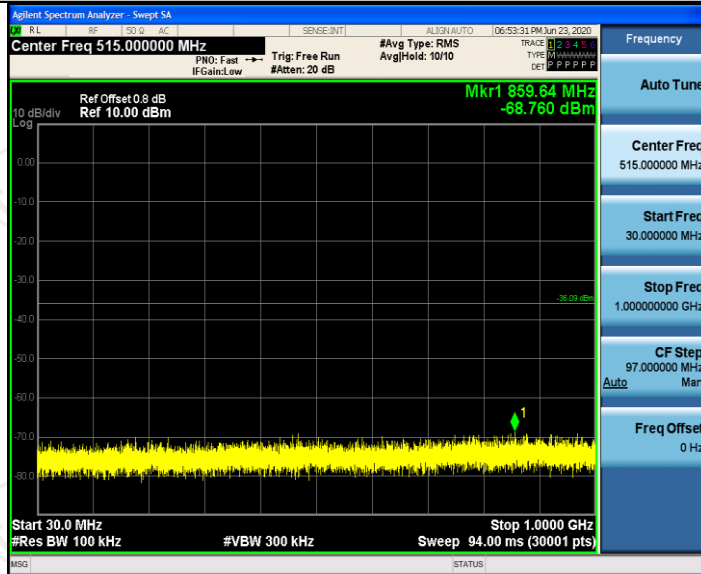
11G_Ant1_2462_1000~26500



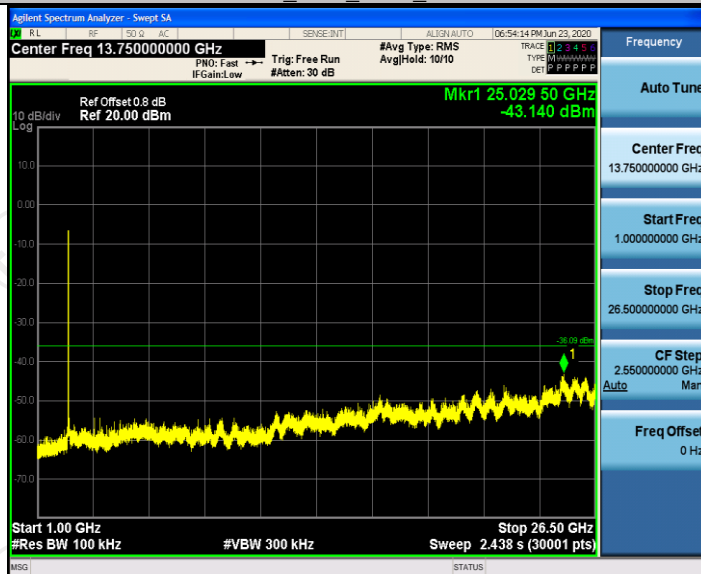
11N20SISO_Ant1_2412_0~Reference



11N20SISO_Ant1_2412_30-1000



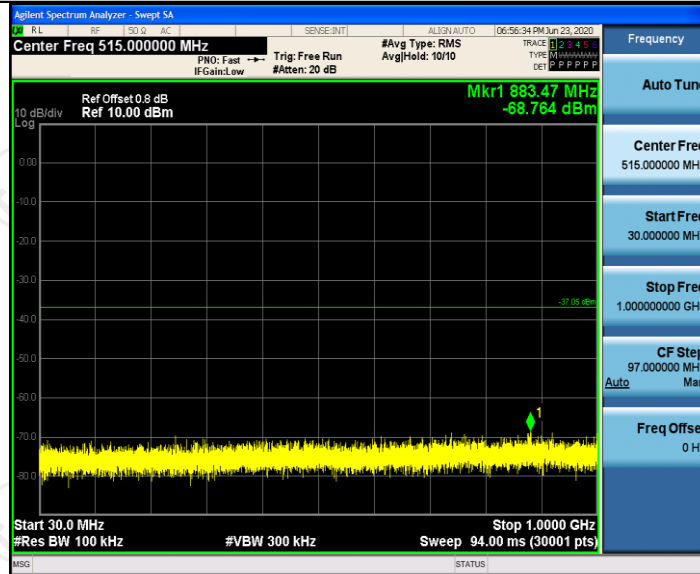
11N20SISO_Ant1_2412_1000-26500



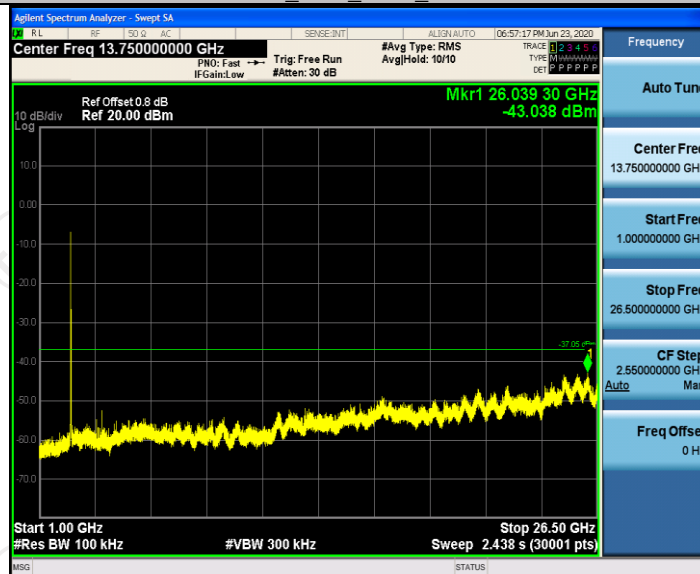
11N20SISO_Ant1_2437_0-Reference



11N20SISO_Ant1_2437_30-1000



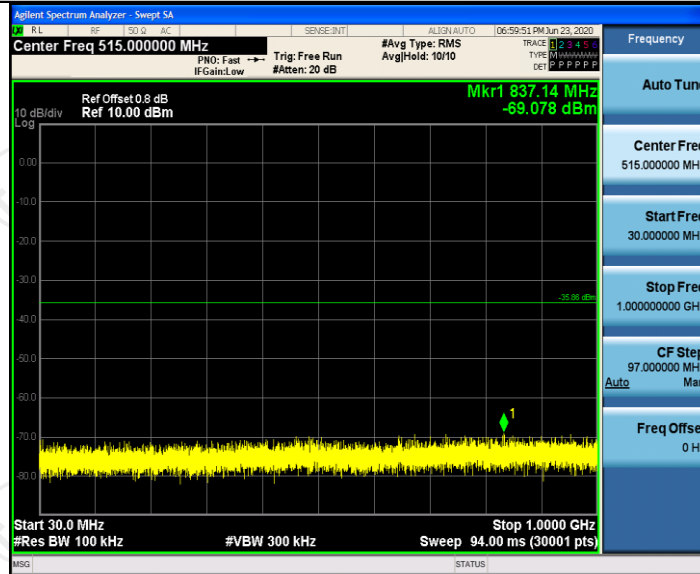
11N20SISO_Ant1_2437_1000-26500



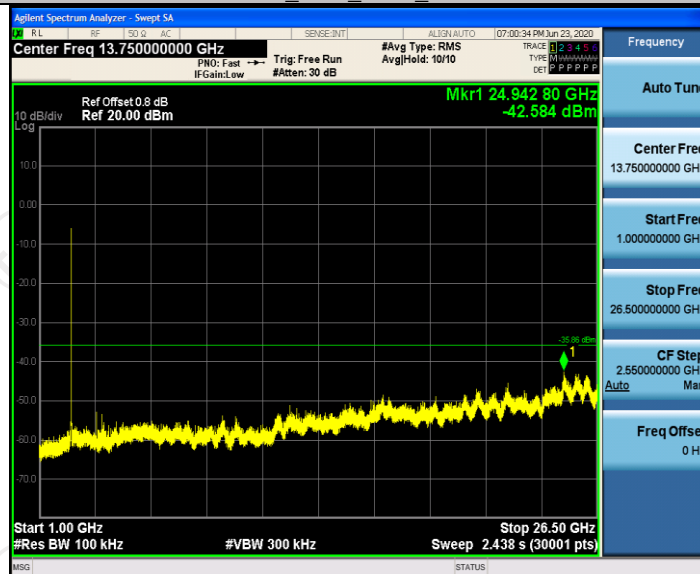
11N20SISO_Ant1_2462_0-Reference



11N20SISO_Ant1_2462_30~1000



11N20SISO_Ant1_2462_1000~26500



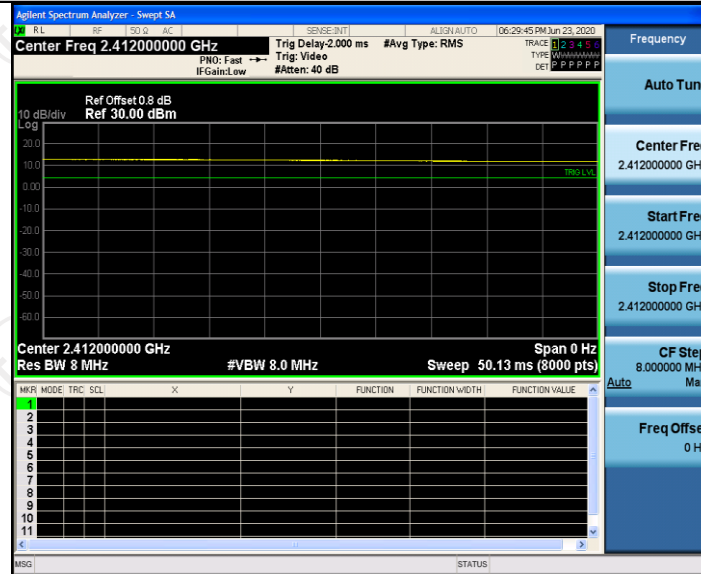
Duty Cycle

Test Result

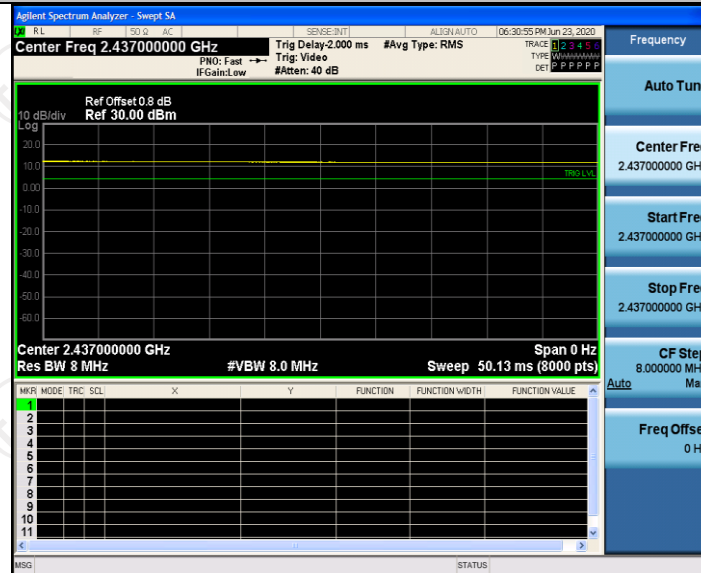
TestMode	Antenna	Channel	Transmission Duration [ms]	Transmission Period [ms]	Duty Cycle [%]	Limit	Verdict
11B	Ant1	2412	50.00	50.00	100.00	---	PASS
		2437	50.00	50.00	100.00	---	PASS
		2462	50.00	50.00	100.00	---	PASS
11G	Ant1	2412	50.00	50.00	100.00	---	PASS
		2437	50.00	50.00	100.00	---	PASS
		2462	50.00	50.00	100.00	---	PASS
11N20SISO	Ant1	2412	50.00	50.00	100.00	---	PASS
		2437	50.00	50.00	100.00	---	PASS
		2462	50.00	50.00	100.00	---	PASS

Test Graphs

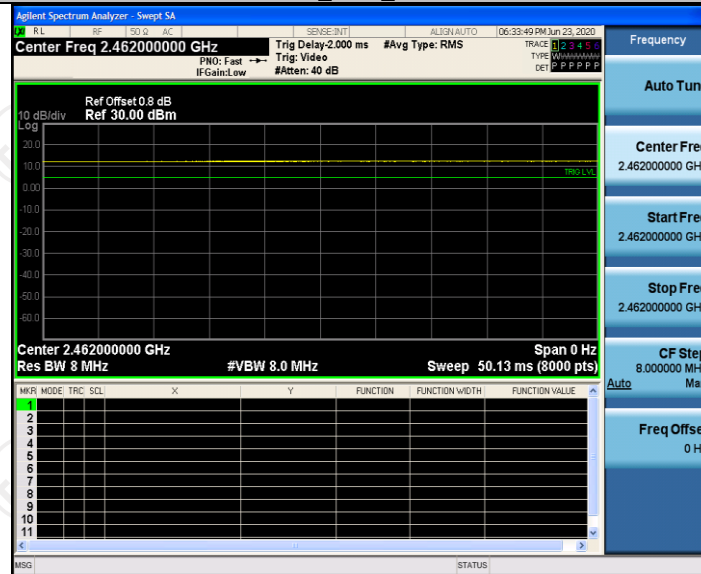
11B_Ant1_2412



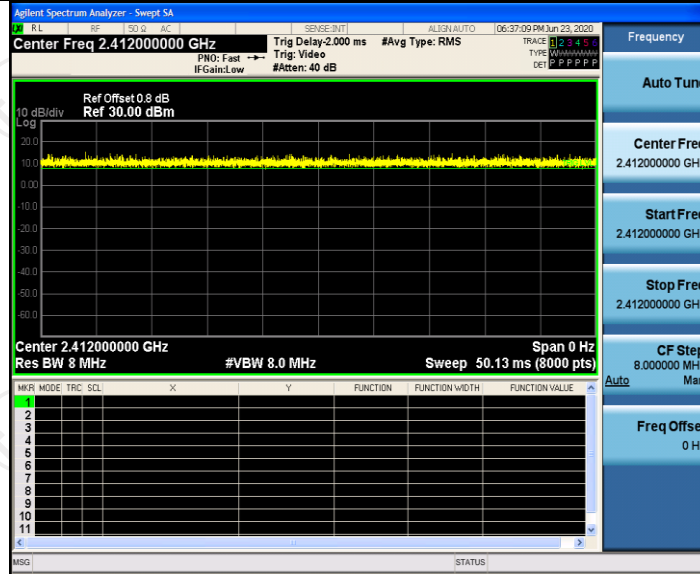
11B_Ant1_2437



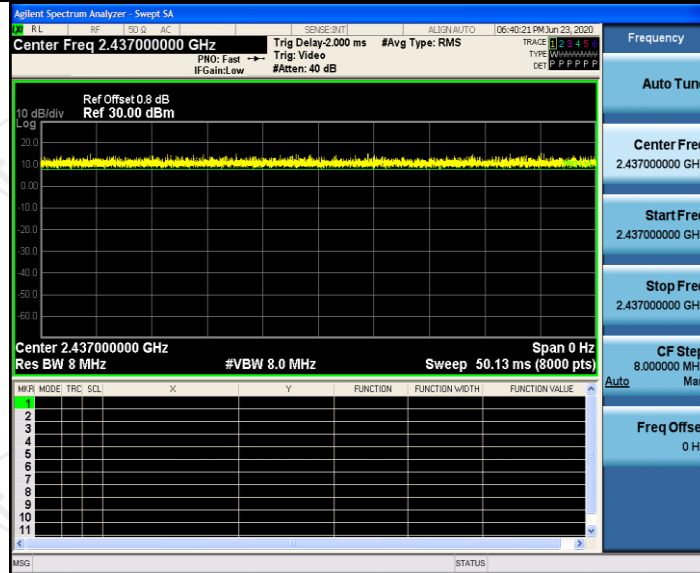
11B_Ant1_2462



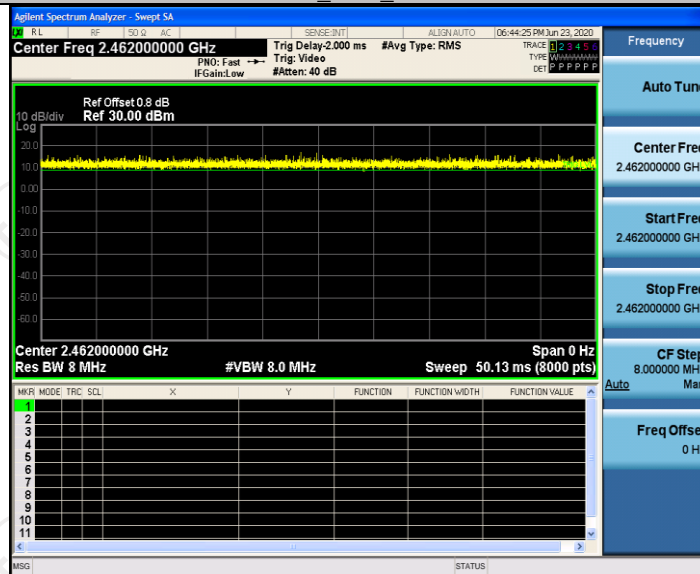
11G_Ant1_2412



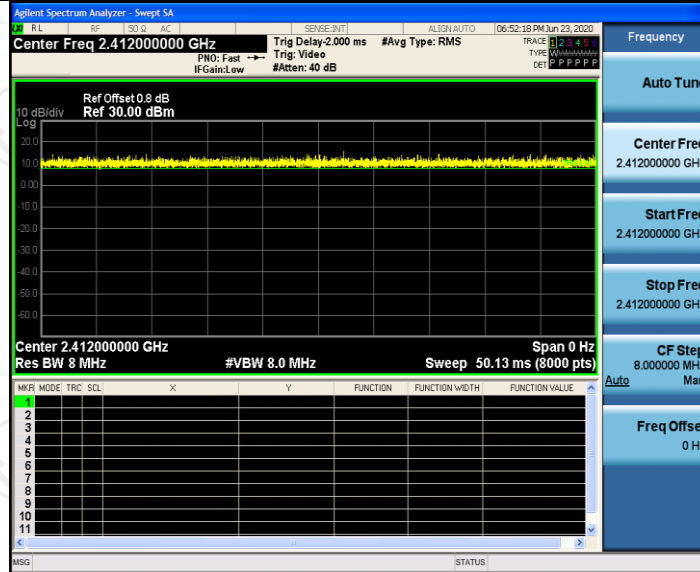
11G_Ant1_2437



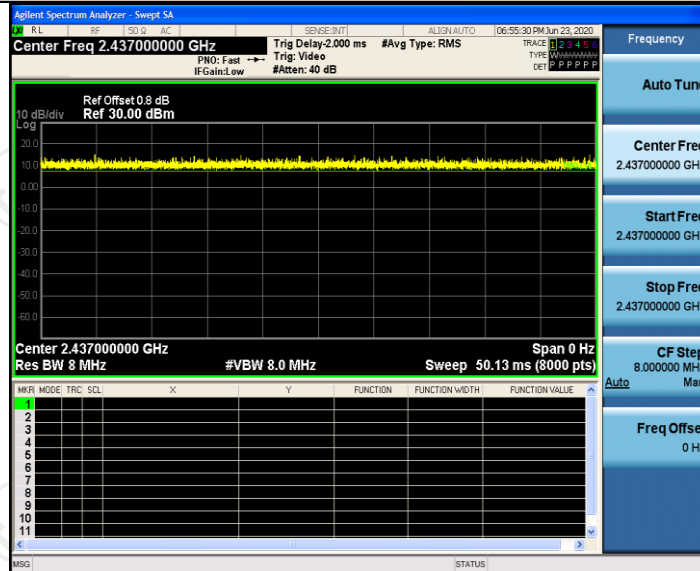
11G_Ant1_2462



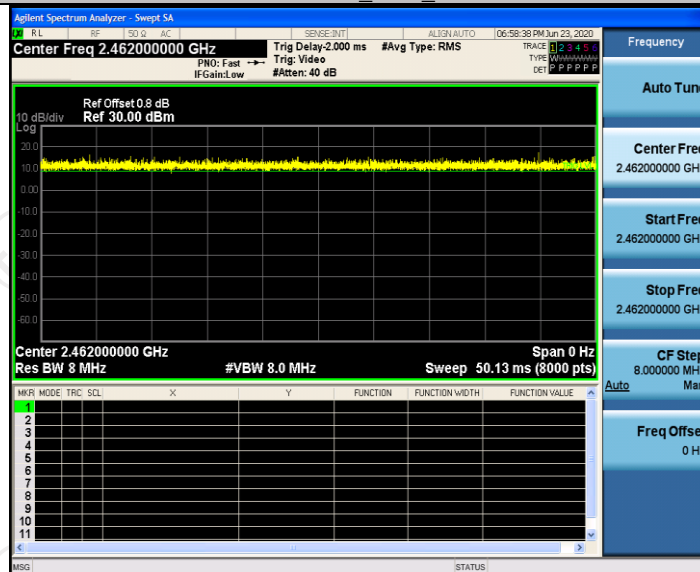
11N20SISO_Ant1_2412



11N20SISO_Ant1_2437



11N20SISO_Ant1_2462



Appendix B: Photographs of Test Setup


Product: Social Photo Frame

Model: HN-DPF1002

Radiated Emission







Conducted Emission





Appendix C: Photographs of EUT
Product: Social Photo Frame
Model: HN-DPF1002
External Photos














Product: Social Photo Frame
Model: HN-DPF1002
Internal Photos







*******END OF REPORT*******