

Test report No:
 NIE: 72676REM.001

Test report

FCC Rules and Regulations CFR 47, Part 15, Subpart B and C (10-1-21 Edition) & ICES-003 Issue 7 (October 2020)

(*) Identification of item tested	Continuous Positive Airway Pressure (CPAP) Device
(*) Trademark	ResMed
(*) Model and /or type reference	39485
(*) Derived model not tested	39523, 39524, 39525, 39526, 39527, 39528
Other identification of the product	FCC ID: 2ACHL-AIR11M1U IC: 9103A-AIR11M1U
(*) Features	Features: LTE Cat-M1, BLE HW version: R390-7667 SW version: SW04600
Manufacturer	ResMed Pty Ltd. 1 Elizabeth Macarthur Drive, Bella Vista NSW, 2153, AUSTRALIA
Test method requested, standard	FCC Rules and Regulations CFR 47, Part 15, Subpart B and C (10-1-21 Edition) & ICES-003 Issue 7 (October 2020)
Summary	IN COMPLIANCE
Approved by (name / position & signature)	Rafael López Martín EMC Consumer & RF Lab. Manager
Date of issue	2022-12-29
Report template No	FDT08_24 (* "Data provided by the client")



Index

ACRONYMS	3
COMPETENCES AND GUARANTEES	3
GENERAL CONDITIONS	3
UNCERTAINTY	4
DATA PROVIDED BY THE CLIENT	4
USAGE OF SAMPLES	6
TEST SAMPLE DESCRIPTION	7
IDENTIFICATION OF THE CLIENT	8
TESTING PERIOD AND PLACE	8
DOCUMENT HISTORY	8
ENVIRONMENTAL CONDITIONS	9
REMARKS AND COMMENTS	10
TESTING VERDICTS	10
LIST OF EQUIPMENT USED DURING THE TEST	10
SUMMARY	11
APPENDIX A: TEST RESULTS	12

Acronyms

Acronym ID	Acronym Description
Code	EMC Test Code
Freq Rng	Frequency Range
MP	Measurement Point
OM	Operation Mode
S/	Sample
V	Verdict
RE	Radiated Emission
LR	Low Range
HR	High Range
CE	Conducted Emission

Competences and guarantees

DEKRA Testing and Certification S.A.U. is a testing laboratory accredited by the National Accreditation Body (ENAC -Entidad Nacional de Acreditación), to perform the tests indicated in the Certificate No. 51/LE 147.

In order to assure the traceability to other national and international laboratories, DEKRA Testing and Certification S.A.U. has a calibration and maintenance program for its measurement equipment.

DEKRA Testing and Certification S.A.U. guarantees the reliability of the data presented in this report, which is the result of the measurements and the tests performed to the item under test on the date and under the conditions stated on the report and, it is based on the knowledge and technical facilities available at DEKRA Testing and Certification S.A.U. at the time of performance of the test.

DEKRA Testing and Certification S.A.U. is liable to the client for the maintenance of the confidentiality of all information related to the item under test and the results of the test.

The results presented in this Test Report apply only to the particular item under test established in this document.

IMPORTANT: No parts of this report may be reproduced or quoted out of context, in any form or by any means, except in full, without the previous written permission of DEKRA Testing and Certification S.A.U.

General conditions

1. This report is only referred to the item that has undergone the test.
2. This report does not constitute or imply on its own an approval of the product by the Certification Bodies or competent Authorities.
3. This document is only valid if complete; no partial reproduction can be made without previous written permission of DEKRA Testing and Certification S.A.U.
4. This test report cannot be used partially or in full for publicity and/or promotional purposes without previous written permission of DEKRA Testing and Certification S.A.U. and the Accreditation Bodies.

Uncertainty

Uncertainty (factor $k=2$) was calculated according to the DEKRA Testing and Certification S.A.U. internal document PODT000.

The total uncertainty of the measurement system for the measured conducted disturbance characteristics of EUT from 150 kHz to 30 MHz is $l = \pm 3,9$ dB for quasi-peak measurements, $l = \pm 3,2$ dB for peak measurements ($k = 2$).

The total uncertainty of the measurement system for the measured radio disturbance characteristics of EUT from 30 MHz to 1000 MHz is $l = \pm 4,9$ dB for quasi-peak measurements, $l = \pm 4,6$ dB for peak measurements ($k = 2$).

The total uncertainty of the measurement system for the measured radio disturbance characteristics of EUT from 1000 MHz to 12.75 GHz is $l = \pm 2,6$ dB for peaks and average measurements ($k = 2$).

Data provided by the client

The following data has been provided by the client:

1. Information relating to the description of the sample ("Identification of the item tested", "Trademark", "Model and/or type reference tested").
2. The sample consists of a CPAP device with integrated cellular and Bluetooth connectivity.
3. Derived model not tested. These models have been declared by the supplier of the sample as being the same as the model under test.



Date: 30-Nov-2022

DECLARATION OF EQUIVALENCE

This document declares that the following designated products are equivalent to the unit under test **39485**.

Model Name / Product Code	Marketing Name
39523	AirSense 11 AutoSet USA
39524	AirSense 11 CPAP USA
39525	AirSense 11 Elite USA
39526	AirSense 11 AutoSet CAN
39527	AirSense 11 CPAP CAN
39528	AirSense 11 Elite CAN

All the above stated products and the unit under test - 39485 have the same cellular hardware and firmware.

Applicant:

Company Name: ResMed Pty Ltd
Address: 1 Elizabeth Macarthur Drive,
Bella Vista NSW 2153
Australia

By,



Christopher Jenkins
Title: Manager – Systems Engineering
Company: ResMed Pty Ltd
Telephone: +61 2 8884 1517
e-mail: Christopher.jenkins@resmed.com.au

DEKRA Testing and Certification S.A.U. declines any responsibility with respect to the information provided by the client and that may affect the validity of results.

Usage of samples

Samples undergoing test have been selected by: The client.

Id	Control Number	Description	Model	Serial N°	Date of Reception	Application
S/01	72676_3.1	Continuous Positive Airway Pressure Device	39485	22222172432	2022-10-03	Element Under Test
S/01	66427_6.1	Climate line	--	--	2020-12-29	Element Under Test
S/01	72676_7.1	AC/DC adapter	390000	02GNXL04	2022-10-03	Element Under Test
S/02	72676_3.1	Continuous Positive Airway Pressure Device	39485	22222172432	2022-10-03	Element Under Test
S/02	73882_2.1	DC/DC Adapter	390002	000000L01	2022-11-03	Element Under Test
S/02	64240B_7.1	Climate line	--	--	2020-12-29	Element Under Test

Notes referenced to samples during the project:

Id	Type
S/01	Sample used for AC powered
S/02	Sample used for DC powered

Test sample description

Ports..... :	Port name and description		Cable				
			Specified max length [m]	Attached during test	Shielded	Coupled to patient ⁽³⁾	
	Power	[X]	[]	[]		
.....	[]	[]	[]			
Supplementary information to the ports..... :						
Rated power supply	Voltage and Frequency		Reference poles				
			L1	L2	L3	N	PE
	[X]	AC: 100-240V~50-60 Hz 2.0A	[X]	[]	[]	[X]	[]
	[X]	AC: 15V~400Hz 1.5A	[X]	[]	[]	[X]	[]
	[X]	DC: 12V (DC-DC for Vehicle Use)					
[X]	DC: 24V (DC-DC for Vehicle Use)						
Rated Power						
Clock frequencies..... :	N/A						
Other parameters	390000 (PSU Model Number)						
Software version	SW04600 (DUT)						
Hardware version	R390-7667						
Dimensions in cm (W x H x D)	138.5 mm x 259.4 mm x 94.5 mm						
Mounting position	[X]	Table top equipment					
	[]	Wall/Ceiling mounted equipment					
	[]	Floor standing equipment					
	[]	Hand-held equipment					
	[]	Other:					
Modules/parts..... :	Module/parts of test item		Type		Manufacturer		
	Wireless Module		SARA-R5		U-blox		
	Bluetooth LE		EFR32BG22		SiLabs		
		
Accessories (not part of the test item)	Description		Type		Manufacturer		
		
Documents as provided by the applicant..... :	Description		File name		Issue date		
		

⁽³⁾ Only for Medical Equipment

Identification of the client

ResMed Pty Ltd
1 Elizabeth Macarthur Drive
Bella Vista, NSW, 2153, AUSTRALIA

Testing period and place

Test Location	DEKRA Testing and Certification S.A.U.
Date (start)	2022-10-20
Date (finish)	2022-11-18

Document history

Report number	Date	Description
72676REM.001	2022-12-29	First release

Environmental conditions

In the control chamber, the following limits were not exceeded during the test:

Temperature	Min. = 15 °C Max. = 35 °C
Relative humidity	Min. = 30 % Max. = 75 %
Air pressure	Min. = 860mbar Max. = 1060mbar

In the semianechoic chamber, the following limits were not exceeded during the test.

Temperature	Min. = 15 °C Max. = 35 °C
Relative humidity	Min. = 30 % Max. = 75 %
Air pressure	Min. = 860mbar Max. = 1060mbar

In the chamber for conducted measurements, the following limits were not exceeded during the test:

Temperature	Min. = 15 °C Max. = 35 °C
Relative humidity	Min. = 30 % Max. = 60 %
Air pressure	Min. = 860mbar Max. = 1060mbar

Remarks and comments

The tests have been performed by the technical personnel: Antonio Ruiz Sánchez, Rosa Maria Gallardo Perez and Salvador Cuellar Guerrero.

Testing verdicts

Fail	F
Inconclusive	I
Not applicable	N/A
Not measured	N/M
Pass	P
Partial Passed	P*

List of equipment used during the test

Control No.	Equipment	Model	Manufacturer	Next Calibration
6064	SEMIANECHOIC ABSORBER LINED CHAMBER	SAC-3	FRANKONIA	N/A
6329	SHIELDED ROOM	---	FRANKONIA	N/A
6132	ETHERNET TEMPERATURE AND HUMIDITY LOGGER	HWg-STE	HW GROUP	2023-04-05
6126	ETHERNET TEMPERATURE AND HUMIDITY LOGGER	HWg-STE	HW GROUP	2023-04-05
8866	EMI TEST RECEIVER 2Hz-44GHz	ESW44	ROHDE AND SCHWARZ	2023-09-21
5641	HYBRID BILOG ANTENNA 30MHz-6GHz	3142E	EST LINDGREN	2024-09-15
4612	HORN ANTENNA 1-18GHz	BBHA 9120 D	SCHWARZBECK MESS-ELEKTRONIK	2024-07-13
7655	NOTCH FILTER 2.4-2.4835 GHz	ST-R2400A3882	TEMSTRON/TEMWELL	2023-02-21
9360	PRE-AMPLIFIER G>40dB 1-18 GHz	BLMA 0118-1M	BONN ELEKTRONIK	2023-05-11
4848	MEASUREMENT SOFTWARE EMC/RF	EMC32	ROHDE AND SCHWARZ	N/A
6129	ETHERNET TEMPERATURE AND HUMIDITY LOGGER	--	--	2023-04-28

Control No.	Equipment	Model	Manufacturer	Next Calibration
4679	THREE-PHASE ARTIFICIAL NETWORK 32A	PMM L3-32	NARDA	2023-01-11
5152	TRANSIENT LIMITER 10DB N CONNECTOR	VTSD 9561-F	SCHWARZBECK MESS-ELEKTRONIK	2023-11-09
4523	EMI TEST RECEIVER 20Hz-26.5GHz	ESU26	ROHDE AND SCHWARZ	2023-11-05

Summary

Test Specification.	Requirement – Test case	Verdict	Remark
FCC CFR 47, Part 15, Subpart B (10-1-21 Edition) & ICES-003 Issue 7 (October 2020)	RE Radiated emission. Electromagnetic field measure	Pass	---
FCC CFR 47, Part 15, Subpart B and Subpart C (10-1-21 Edition) & ICES-003 Issue 7 (October 2020)	CE Continuous conducted emission	Pass	---
<u>Supplementary information and remarks:</u> None			

Appendix A: Test results

Appendix A content

DESCRIPTION OF THE OPERATION MODES	14
TEST STANDARDS VERSION APPLIED	16
TEST CASES DETAILS	17
<i>RE Radiated emission. Electromagnetic field measure</i>	17
<i>CE Continuous conducted emission</i>	27

Description of the operation modes

The operation modes described in this paragraph constitute a functionality of the sample under test for itself.

The operation modes used by the samples to which the present report refers, are shown in the following table:

Id	Description
OM/01	EUT ON. Bluetooth in advertising mode. Respirator activated. Cellular searching network. Power supply: 115Vac, 60Hz
OM/02	EUT ON. Respirator activated. MS in IDLE mode. LTE Cat. M1 Band 2. Power supply: 115Vac, 60Hz
OM/03	EUT ON. Respirator activated. MS in IDLE mode. LTE Cat. M1 Band 4. Power supply: 115Vac, 60Hz
OM/04	EUT ON. Respirator activated. MS in IDLE mode. LTE Cat. M1 Band 5. Power supply: 115Vac, 60Hz
OM/05	EUT ON. Respirator activated. MS in IDLE mode. LTE Cat. M1 Band 12. Power supply: 115Vac, 60Hz
OM/06	EUT ON. Respirator activated. MS in IDLE mode. LTE Cat. M1 Band 13. Power supply: 115Vac, 60Hz
OM/07	EUT ON. Respirator activated. MS in IDLE mode. LTE Cat. M1 Band 25. Power supply: 115Vac, 60Hz
OM/08	EUT ON. Respirator activated. MS in IDLE mode. LTE Cat. M1 Band 26. Power supply: 115Vac, 60Hz
OM/09	EUT ON. Respirator activated. MS in IDLE mode. LTE Cat. M1 Band 66. Power supply: 115Vac, 60Hz
OM/10	EUT ON. Respirator activated. MS in IDLE mode. LTE Cat. M1 Band 71. Power supply: 115Vac, 60Hz
OM/11	EUT ON. Respirator activated. MS in traffic mode. LTE Cat. M1 Band 2. Power supply: 115Vac, 60Hz
OM/12	EUT ON. Respirator activated. MS in traffic mode. LTE Cat. M1 Band 4. Power supply: 115Vac, 60Hz
OM/13	EUT ON. Respirator activated. MS in traffic mode. LTE Cat. M1 Band 5. Power supply: 115Vac, 60Hz
OM/14	EUT ON. Respirator activated. MS in traffic mode. LTE Cat. M1 Band 12. Power supply: 115Vac, 60Hz
OM/15	EUT ON. Respirator activated. MS in traffic mode. LTE Cat. M1 Band 13. Power supply: 115Vac, 60Hz
OM/16	EUT ON. Respirator activated. MS in traffic mode. LTE Cat. M1 Band 25. Power supply: 115Vac, 60Hz
OM/17	EUT ON. Respirator activated. MS in traffic mode. LTE Cat. M1 Band 26. Power supply: 115Vac, 60Hz
OM/18	EUT ON. Respirator activated. MS in traffic mode. LTE Cat. M1 Band 66. Power supply: 115Vac, 60Hz
OM/19	EUT ON. Respirator activated. MS in traffic mode. LTE Cat. M1 Band 71. Power supply: 115Vac, 60Hz
OM/20	EUT ON. Bluetooth in communication mode. Power supply: 115Vac, 60 Hz
OM/21	EUT ON. Bluetooth in advertising mode. Respirator activated. Cellular searching network. Power supply: 115Vac, 400Hz

Id	Description
OM/22	EUT ON. Respirator activated. MS in IDLE mode. LTE Cat. M1 Band 2. Power supply: 115Vac, 400Hz
OM/23	EUT ON. Respirator activated. MS in IDLE mode. LTE Cat. M1 Band 4. Power supply: 115Vac, 400Hz
OM/24	EUT ON. Respirator activated. MS in IDLE mode. LTE Cat. M1 Band 5. Power supply: 115Vac, 400Hz
OM/25	EUT ON. Respirator activated. MS in IDLE mode. LTE Cat. M1 Band 12. Power supply: 115Vac, 400Hz
OM/26	EUT ON. Respirator activated. MS in IDLE mode. LTE Cat. M1 Band 13. Power supply: 115Vac, 400Hz
OM/27	EUT ON. Respirator activated. MS in IDLE mode. LTE Cat. M1 Band 25. Power supply: 115Vac, 400Hz
OM/28	EUT ON. Respirator activated. MS in IDLE mode. LTE Cat. M1 Band 26. Power supply: 115Vac, 400Hz
OM/29	EUT ON. Respirator activated. MS in IDLE mode. LTE Cat. M1 Band 66. Power supply: 115Vac, 400Hz
OM/30	EUT ON. Respirator activated. MS in IDLE mode. LTE Cat. M1 Band 71. Power supply: 115Vac, 400Hz
OM/31	EUT ON. Respirator activated. MS in traffic mode. LTE Cat. M1 Band 2. Power supply: 115Vac, 400Hz
OM/32	EUT ON. Respirator activated. MS in traffic mode. LTE Cat. M1 Band 4. Power supply: 115Vac, 400Hz
OM/33	EUT ON. Respirator activated. MS in traffic mode. LTE Cat. M1 Band 5. Power supply: 115Vac, 400Hz
OM/34	EUT ON. Respirator activated. MS in traffic mode. LTE Cat. M1 Band 12. Power supply: 115Vac, 400Hz
OM/35	EUT ON. Respirator activated. MS in traffic mode. LTE Cat. M1 Band 13. Power supply: 115Vac, 400Hz
OM/36	EUT ON. Respirator activated. MS in traffic mode. LTE Cat. M1 Band 25. Power supply: 115Vac, 400Hz
OM/37	EUT ON. Respirator activated. MS in traffic mode. LTE Cat. M1 Band 26. Power supply: 115Vac, 400Hz
OM/38	EUT ON. Respirator activated. MS in traffic mode. LTE Cat. M1 Band 66. Power supply: 115Vac, 400Hz
OM/39	EUT ON. Respirator activated. MS in traffic mode. LTE Cat. M1 Band 71. Power supply: 115Vac, 400Hz
OM/40	EUT ON. Bluetooth in communication mode. Power supply: 115Vac, 400Hz
OM/41	EUT ON. Bluetooth in advertising mode. Respirator activated. Cellular searching network. Power supply: 12Vdc.
OM/42	EUT ON. Bluetooth in advertising mode. Respirator activated. Cellular searching network. Power supply: 24Vdc.

Test standards version applied

The product standards and test standards applied for each test cases are shown in the following table:

Product Test Standard	Test standard	Requirement – Test case
FCC CFR 47, Part 15, Subpart B (10-1-21 Edition) & ICES-003 Issue 7 (October 2020)	ANSI C63.4 (2014)	RE Radiated emission.
FCC CFR 47, Part 15, Subpart B and Subpart C (10-1-21 Edition) & ICES-003 Issue 7 (October 2020)	ANSI C63.4 (2014)	CE Continuous conducted emission

Test Cases Details

RE Radiated emission. Electromagnetic field measure

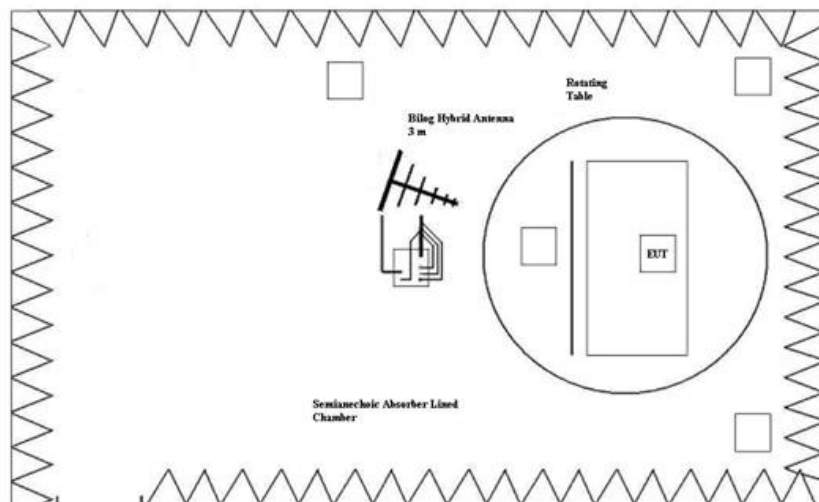
Limits

The applied limit for radiated emissions, 3 m distance, according to the requirements of FCC Rules and Regulations 47 CFR Part 15, Subpart B (10-1-21 Edition), Secs. 15.109 & ICES-003 Issue 7 (October 2020)

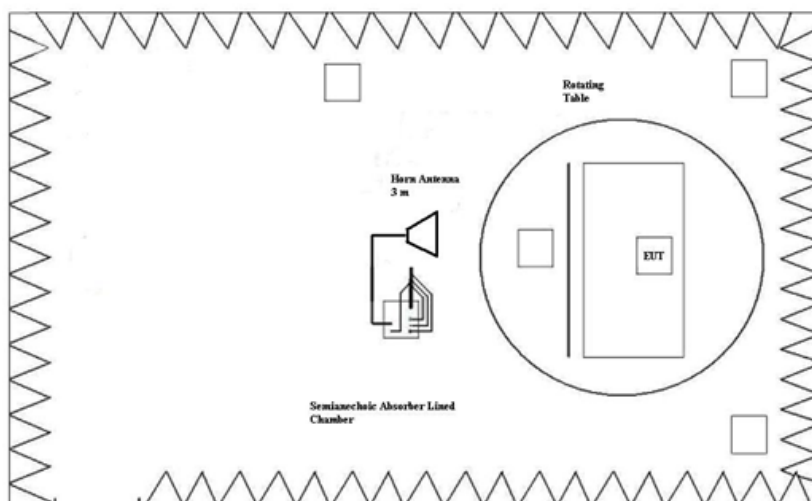
Frequency range (MHz)	FCC Part 15B		ICES-003 Issue 7		FCC Part 15B & ICES-003 Issue 7	
	QP Limit for 3 m		QP Limit for 3 m		PK Limit for 3 m	AVG Limit for 3 m
	($\mu\text{V/m}$)	($\text{dB}\mu\text{V/m}$)	($\mu\text{V/m}$)	($\text{dB}\mu\text{V/m}$)	($\text{dB}\mu\text{V/m}$)	($\text{dB}\mu\text{V/m}$)
30 to 88	100	40	100	40	---	---
88 to 216	150	43.5	150	43.5	---	---
216 to 230	200	46	200	46	---	---
230 to 960	200	46	224	47		
960 to 1000	500	54	500	54	---	---
Above 1000	---	---	---	---	74	54

Limits according to FCC Part 15B, equal to o more stringent than those of ICES-003 Issue 7.

Setup for measurements



Setup for measurements < 1GHz.



Setup for measurements > 1GHz.

Results

SI	OM	Code	Freq Rng (MHz)	V
01	OM/01	RE0101LR	[30, 1000]	P
01	OM/01	RE0101HR	[1000, 12750]	P
01	OM/21	RE0121LR	[30, 1000]	P
01	OM/21	RE0121HR	[1000, 12750]	P
02	OM/41	RE0241LR	[30, 1000]	P
02	OM/41	RE0241HR	[1000, 12750]	P
02	OM/42	RE0242LR	[30, 1000]	P
02	OM/42	RE0242HR	[1000, 12750]	P

Note: Range: $f > 12.75$ GHz. Test required only to the 5th harmonics of the maximum internal work frequency in the EUT.

Verdict

Pass

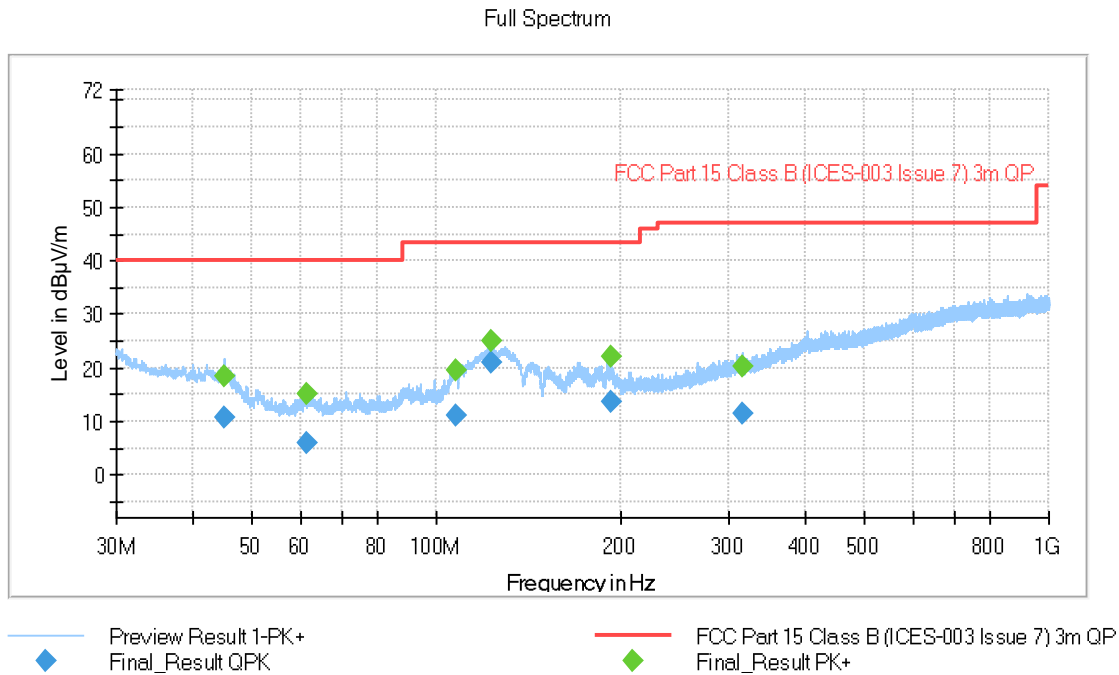
Attachments

EMC Test Code = RE0101LR, Frequency Range MHz = [30, 1000]

Sample ID: S/01

Operation Mode: OM/01. EUT ON. Bluetooth in advertising mode. Respirator activated. Cellular searching network. Power supply: 115Vac, 60Hz

Plots:



Tables:

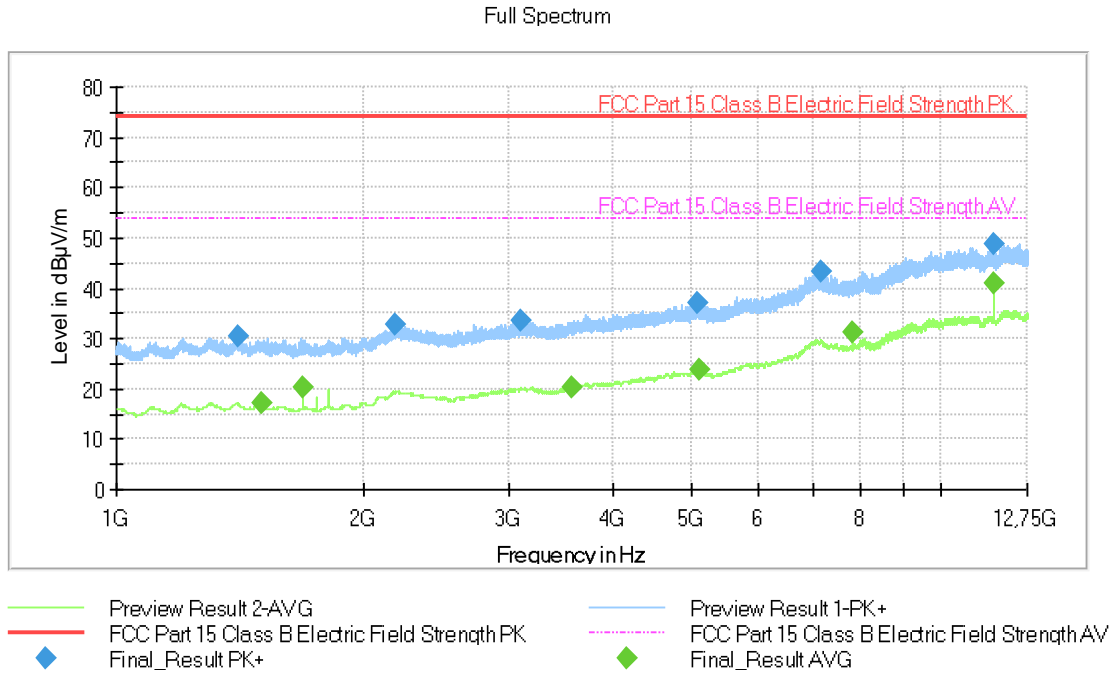
Frequency(MHz)	QuasiPeak(dBµV/m)	MaxPeak(dBµV/m)	Limit(dBµV/m)	Margin(dB)	Height(cm)	Pol	Azimuth(deg)
45.005000	10.89	---	40.00	29.11	115.0	V	-114.0
45.005000	---	18.48	---	---	115.0	V	-114.0
61.549000	---	15.03	---	---	308.0	V	-64.0
61.549000	5.94	---	40.00	34.06	308.0	V	-64.0
107.553000	11.25	---	43.52	32.27	200.0	V	169.0
107.553000	---	19.38	---	---	200.0	V	169.0
122.803000	20.86	---	43.52	22.66	100.0	V	-132.0
122.803000	---	25.20	---	---	100.0	V	-132.0
192.912000	---	21.96	---	---	100.0	V	48.0
192.912000	13.77	---	43.52	29.75	100.0	V	48.0
316.503000	11.41	---	47.00	35.59	280.0	V	-96.0
316.503000	---	20.37	---	---	280.0	V	-96.0

EMC Test Code = RE0101HR, Frequency Range MHz = [1000, 12750]

Sample ID: S/01

Operation Mode: OM/01. EUT ON. Bluetooth in advertising mode. Respirator activated. Cellular searching network. Power supply: 115Vac, 60Hz

Plots:



Tables:

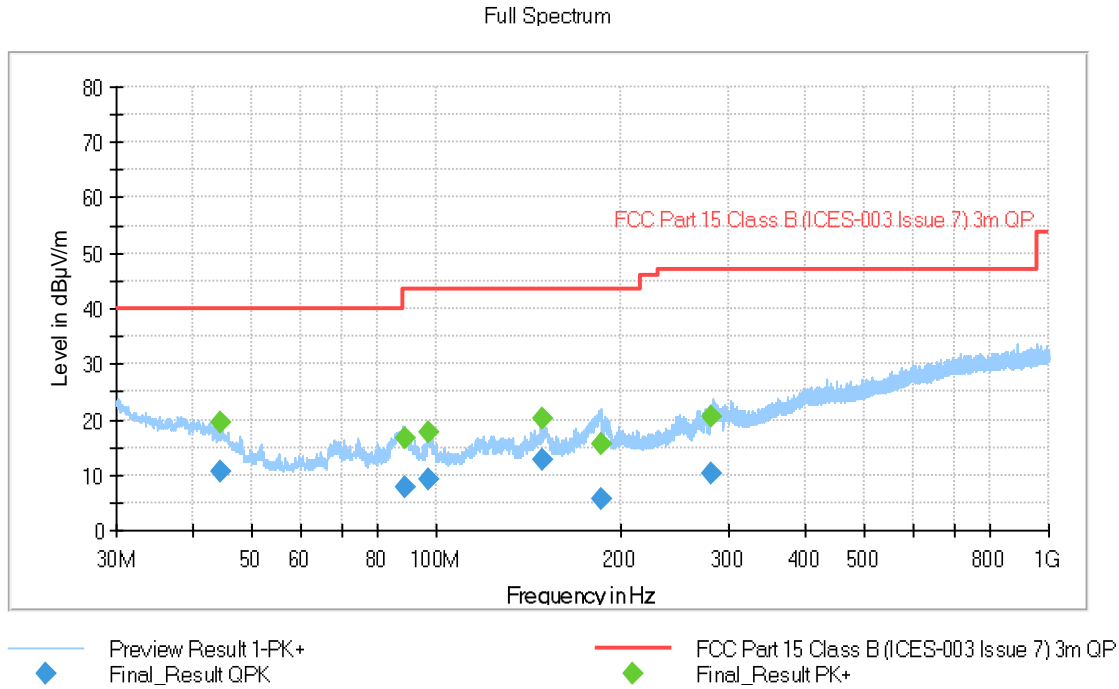
Frequency(MHz)	MaxPeak(dBµV/m)	Average(dBµV/m)	Limit(dBµV/m)	Margin(dB)
1405.500000	30.61	---	73.97	43.36
1500.000000	---	17.22	53.97	36.75
1687.500000	---	20.14	53.97	33.83
2183.500000	32.68	---	73.97	41.29
3094.250000	33.68	---	73.97	40.29
3566.000000	---	20.43	53.97	33.54
5082.000000	37.00	---	73.97	36.97
5097.500000	---	23.90	53.97	30.07
7177.750000	43.21	---	73.97	30.76
7832.500000	---	31.19	53.97	22.78
11605.750000	---	41.14	53.97	12.83
11605.750000	48.91	---	73.97	25.06

EMC Test Code = RE0121LR, Frequency Range MHz = [30, 1000]

Sample ID: S/01

Operation Mode: OM/21. EUT ON. Bluetooth in advertising mode. Respirator activated. Cellular searching network. Power supply: 115Vac, 400Hz

Plots:



Tables:

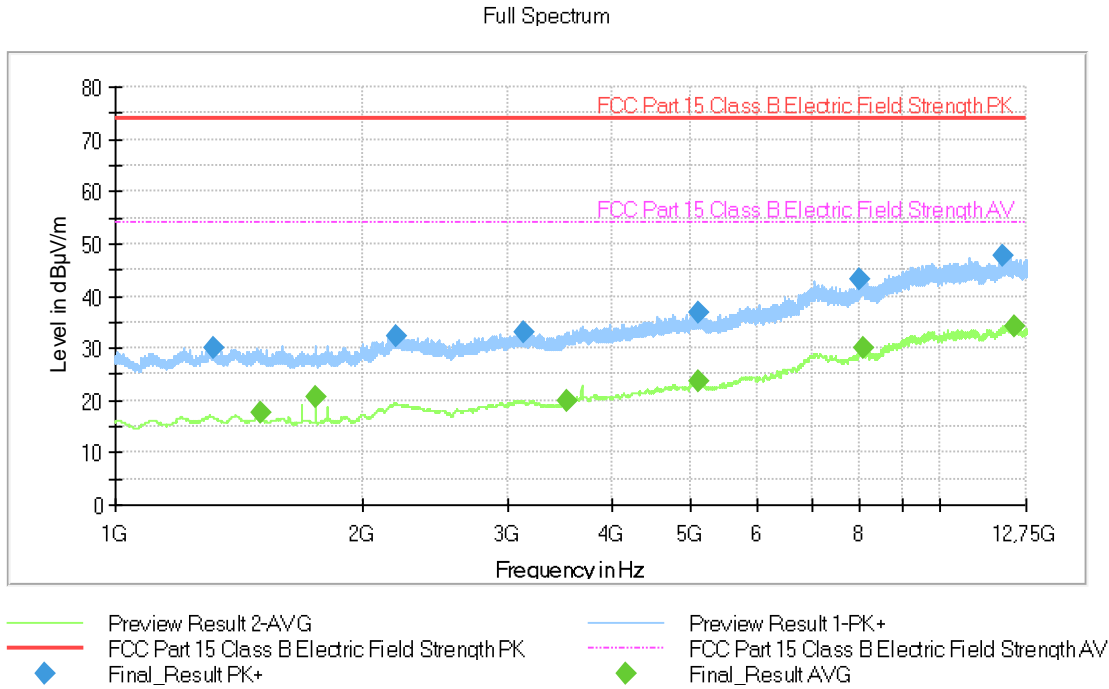
Frequency(MHz)	QuasiPeak(dBµV/m)	MaxPeak(dBµV/m)	Limit(dBµV/m)	Margin(dB)	Height(cm)	Pol	Azimuth(deg)
44.478000	10.52	---	40.00	29.48	121.0	V	-47.0
44.478000	---	19.37	---	---	121.0	V	-47.0
88.497000	---	16.74	---	---	114.0	V	107.0
88.497000	7.81	---	43.52	35.71	114.0	V	107.0
96.968000	9.28	---	43.52	34.24	138.0	V	-56.0
96.968000	---	17.71	---	---	138.0	V	-56.0
148.964000	12.75	---	43.52	30.77	100.0	V	52.0
148.964000	---	20.11	---	---	100.0	V	52.0
185.547000	5.84	---	43.52	37.68	156.0	V	68.0
185.547000	---	15.41	---	---	156.0	V	68.0
281.737000	---	20.44	---	---	184.0	H	121.0
281.737000	10.21	---	47.00	36.79	184.0	H	121.0

EMC Test Code = RE0121HR, Frequency Range MHz = [1000, 12750]

Sample ID: S/01

Operation Mode: OM/21. EUT ON. Bluetooth in advertising mode. Respirator activated. Cellular searching network. Power supply: 115Vac, 400Hz

Plots:



Tables:

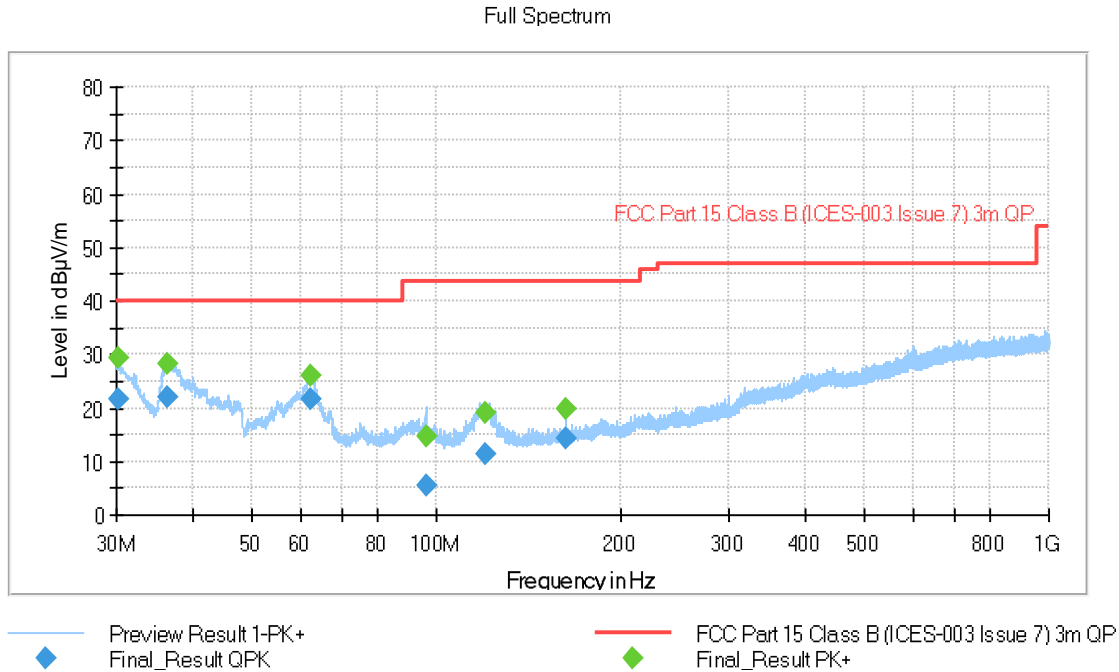
Frequency(MHz)	MaxPeak(dBµV/m)	Average(dBµV/m)	Limit(dBµV/m)	Margin(dB)
1315.500000	30.18	---	73.97	43.79
1500.000000	---	17.51	53.97	36.46
1750.000000	---	20.79	53.97	33.18
2193.750000	32.39	---	73.97	41.58
3123.250000	32.96	---	73.97	41.01
3538.750000	---	20.06	53.97	33.91
5090.500000	36.83	---	73.97	37.14
5098.250000	---	23.50	53.97	30.47
8015.500000	43.16	---	73.97	30.81
8080.000000	---	29.96	53.97	24.01
11909.000000	47.65	---	73.97	26.32
12340.000000	---	34.22	53.97	19.75

EMC Test Code = RE0241LR, Frequency Range MHz = [30, 1000]

Sample ID: S/02

Operation Mode: OM/41. EUT ON. Bluetooth in advertising mode. Respirator activated. Cellular searching network. Power supply: 12Vdc.

Plots:



Tables:

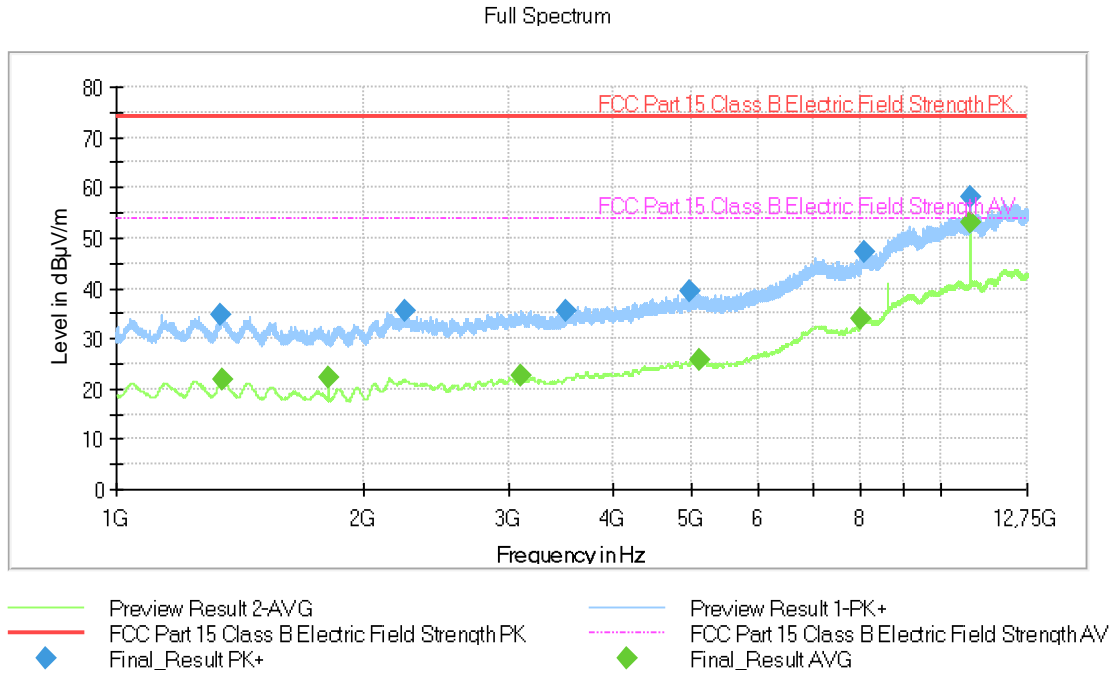
Frequency(MHz)	QuasiPeak(dBµV/m)	MaxPeak(dBµV/m)	Limit(dBµV/m)	Margin(dB)	Height(cm)	Pol	Azimuth(deg)
30.282130	21.78	---	40.00	18.22	100.0	V	145.0
30.282130	---	29.19	---	---	100.0	V	145.0
36.298000	---	28.38	---	---	131.0	V	67.0
36.298000	21.91	---	40.00	18.09	131.0	V	67.0
62.174000	---	26.13	---	---	173.0	V	-112.0
62.174000	21.74	---	40.00	18.26	173.0	V	-112.0
96.284000	5.50	---	43.52	38.02	289.0	V	-97.0
96.284000	---	14.66	---	---	289.0	V	-97.0
119.867000	---	18.97	---	---	135.0	V	-67.0
119.867000	11.35	---	43.52	32.17	135.0	V	-67.0
162.521000	---	19.73	---	---	129.0	V	-33.0
162.521000	14.32	---	43.52	29.20	129.0	V	-33.0

EMC Test Code = RE0241HR, Frequency Range MHz = [1000, 12750]

Sample ID: S/02

Operation Mode: OM/41. EUT ON. Bluetooth in advertising mode. Respirator activated. Cellular searching network. Power supply: 12Vdc.

Plots:



Tables:

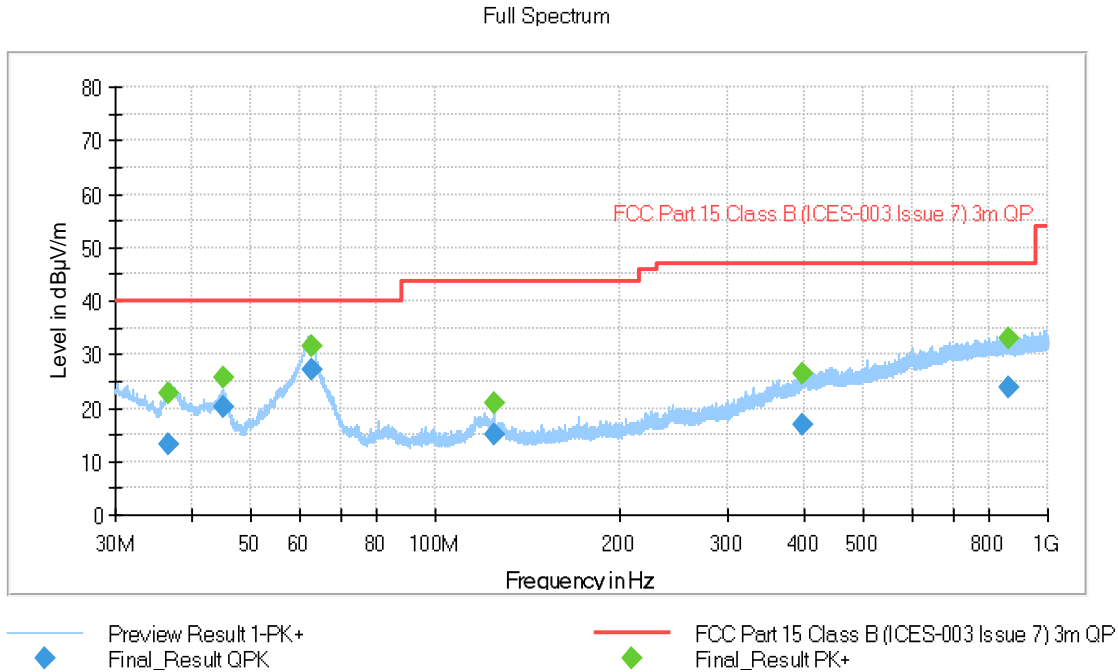
Frequency(MHz)	MaxPeak(dBµV/m)	Average(dBµV/m)	Limit(dBµV/m)	Margin(dB)
1339.250000	34.61	---	73.97	39.36
1345.500000	---	21.69	53.97	32.28
1812.500000	---	22.13	53.97	31.84
2243.000000	35.53	---	73.97	38.44
3104.250000	---	22.48	53.97	31.49
3510.000000	35.48	---	73.97	38.49
4975.500000	39.24	---	73.97	34.73
5088.250000	---	25.92	53.97	28.05
8020.000000	---	33.93	53.97	20.04
8073.500000	47.18	---	73.97	26.79
10890.500000	---	53.22	53.97	0.75
10890.500000	57.98	---	73.97	15.99

EMC Test Code = RE0242LR, Frequency Range MHz = [30, 1000]

Sample ID: S/02

Operation Mode: OM/42. EUT ON. Bluetooth in advertising mode. Respirator activated. Cellular searching network. Power supply: 24Vdc.

Plots:



Tables:

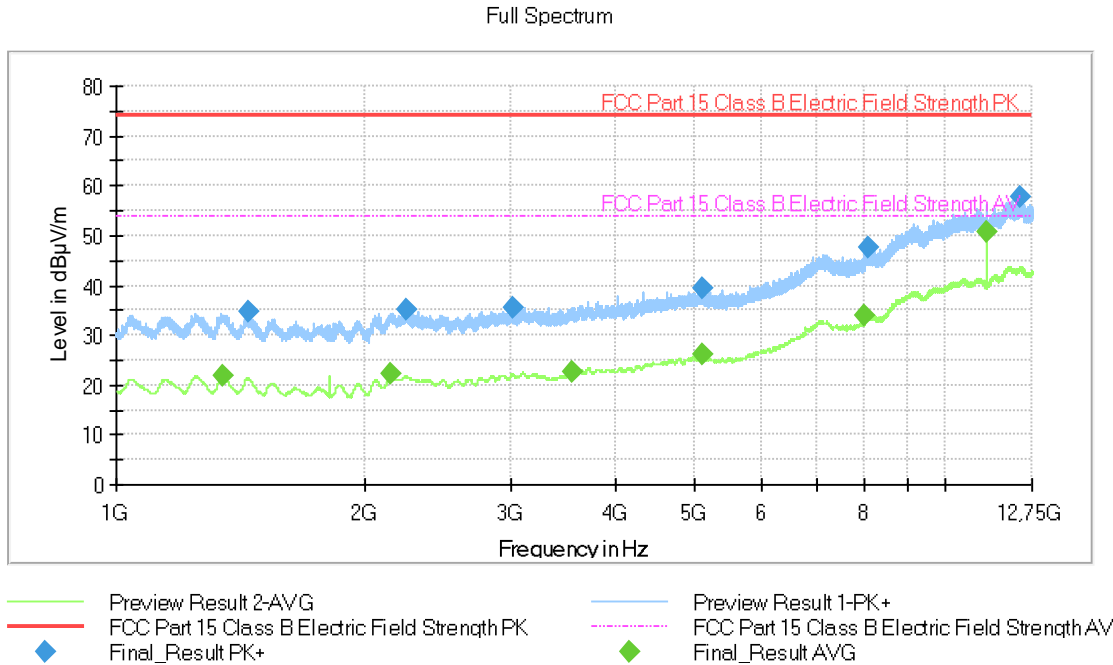
Frequency(MHz)	QuasiPeak(dBµV/m)	MaxPeak(dBµV/m)	Limit(dBµV/m)	Margin(dB)	Height(cm)	Pol	Azimuth(deg)
36.660000	13.29	---	40.00	26.71	214.0	V	169.0
36.660000	---	22.81	---	---	214.0	V	169.0
45.181000	---	25.57	---	---	100.0	V	151.0
45.181000	20.17	---	40.00	19.83	100.0	V	151.0
62.770000	27.20	---	40.00	12.80	139.0	V	-160.0
62.770000	---	31.70	---	---	139.0	V	-160.0
124.978000	14.95	---	43.52	28.57	114.0	V	135.0
124.978000	---	20.83	---	---	114.0	V	135.0
397.656000	16.71	---	47.00	30.29	351.0	V	-24.0
397.656000	---	26.25	---	---	351.0	V	-24.0
864.769000	---	32.85	---	---	396.0	H	-2.0
864.769000	23.73	---	47.00	23.27	396.0	H	-2.0

EMC Test Code = RE0242HR, Frequency Range MHz = [1000, 12750]

Sample ID: S/02

Operation Mode: OM/42. EUT ON. Bluetooth in advertising mode. Respirator activated. Cellular searching network. Power supply: 24Vdc.

Plots:



Tables:

Frequency(MHz)	MaxPeak(dBµV/m)	Average(dBµV/m)	Limit(dBµV/m)	Margin(dB)
1347.500000	---	21.78	53.97	32.19
1441.000000	34.93	---	73.97	39.04
2145.250000	---	22.08	53.97	31.89
2238.500000	35.06	---	73.97	38.91
3010.750000	35.66	---	73.97	38.31
3543.000000	---	22.55	53.97	31.42
5093.750000	39.55	---	73.97	34.42
5096.250000	---	26.04	53.97	27.93
8019.250000	---	33.97	53.97	20.00
8076.750000	47.62	---	73.97	26.35
11224.750000	---	50.55	53.97	3.42
12313.500000	57.91	---	73.97	16.06

CE Continuous conducted emission

Limits of interference Class B

The applied limit for continuous conducted emissions in power leads, according with the requirements of FCC Rules and Regulations 47 CFR Part 15, Subpart B and C (10-1-21 Edition), Secs. 15.107 and 15.207 & ICES-003 Issue 7 (October 2020), in the frequency range 0,15 to 30 MHz, for Class B equipment was:

Frequency range (MHz)	Limit (dBµV)	
	Quasi-Peak	Average
0,15 to 0,5	66 – 56*	56 – 46*
0,5 to 5	56	46
5 to 30	60	50

*Decreases with the logarithm of the frequency.

Results

S/	OM	Code	Freq Rng (MHz)	Line	V
01	OM/01	CE0101N	[0.15, 30]	N	P
01	OM/01	CE0101L1	[0.15, 30]	L1	P
01	OM/02	CE0102N	[0.15, 30]	N	P
01	OM/02	CE0102L1	[0.15, 30]	L1	P
01	OM/03	CE0103N	[0.15, 30]	N	P
01	OM/03	CE0103L1	[0.15, 30]	L1	P
01	OM/04	CE0104N	[0.15, 30]	N	P
01	OM/04	CE0104L1	[0.15, 30]	L1	P
01	OM/05	CE0105N	[0.15, 30]	N	P
01	OM/05	CE0105L1	[0.15, 30]	L1	P
01	OM/06	CE0106N	[0.15, 30]	N	P
01	OM/06	CE0106L1	[0.15, 30]	L1	P
01	OM/07	CE0107N	[0.15, 30]	N	P
01	OM/07	CE0107L1	[0.15, 30]	L1	P
01	OM/08	CE0108N	[0.15, 30]	N	P
01	OM/08	CE0108L1	[0.15, 30]	L1	P
01	OM/09	CE0109N	[0.15, 30]	N	P
01	OM/09	CE0109L1	[0.15, 30]	L1	P
01	OM/10	CE0110N	[0.15, 30]	N	P
01	OM/10	CE0110L1	[0.15, 30]	L1	P
01	OM/11	CE0111N	[0.15, 30]	N	P
01	OM/11	CE0111L1	[0.15, 30]	L1	P

Results (cont.)

S/	OM	Code	Freq Rng (MHz)	Line	V
01	OM/12	CE0112N	[0.15, 30]	N	P
01	OM/12	CE0112L1	[0.15, 30]	L1	P
01	OM/13	CE0113N	[0.15, 30]	N	P
01	OM/13	CE0113L1	[0.15, 30]	L1	P
01	OM/14	CE0114N	[0.15, 30]	N	P
01	OM/14	CE0114L1	[0.15, 30]	L1	P
01	OM/15	CE0115N	[0.15, 30]	N	P
01	OM/15	CE0115L1	[0.15, 30]	L1	P
01	OM/16	CE0116N	[0.15, 30]	N	P
01	OM/16	CE0116L1	[0.15, 30]	L1	P
01	OM/17	CE0117N	[0.15, 30]	N	P
01	OM/17	CE0117L1	[0.15, 30]	L1	P
01	OM/18	CE0118N	[0.15, 30]	N	P
01	OM/18	CE0118L1	[0.15, 30]	L1	P
01	OM/19	CE0119N	[0.15, 30]	N	P
01	OM/19	CE0119L1	[0.15, 30]	L1	P
01	OM/20	CE0120N	[0.15, 30]	N	P
01	OM/20	CE0120L1	[0.15, 30]	L1	P
01	OM/21	CE0121N	[0.15, 30]	N	P
01	OM/21	CE0121L1	[0.15, 30]	L1	P
01	OM/22	CE0122N	[0.15, 30]	N	P
01	OM/22	CE0122L1	[0.15, 30]	L1	P
01	OM/23	CE0123N	[0.15, 30]	N	P
01	OM/23	CE0123L1	[0.15, 30]	L1	P
01	OM/24	CE0124N	[0.15, 30]	N	P
01	OM/24	CE0124L1	[0.15, 30]	L1	P
01	OM/25	CE0125N	[0.15, 30]	N	P
01	OM/25	CE0125L1	[0.15, 30]	L1	P
01	OM/26	CE0126N	[0.15, 30]	N	P
01	OM/26	CE0126L1	[0.15, 30]	L1	P
01	OM/27	CE0127N	[0.15, 30]	N	P
01	OM/27	CE0127L1	[0.15, 30]	L1	P
01	OM/28	CE0128N	[0.15, 30]	N	P
01	OM/28	CE0128L1	[0.15, 30]	L1	P
01	OM/29	CE0129N	[0.15, 30]	N	P
01	OM/29	CE0129L1	[0.15, 30]	L1	P
01	OM/30	CE0130N	[0.15, 30]	N	P
01	OM/30	CE0130L1	[0.15, 30]	L1	P

Results (cont.)

S/	OM	Code	Freq Rng (MHz)	Line	V
01	OM/31	CE0131N	[0.15, 30]	N	P
01	OM/31	CE0131L1	[0.15, 30]	L1	P
01	OM/32	CE0132N	[0.15, 30]	N	P
01	OM/32	CE0132L1	[0.15, 30]	L1	P
01	OM/33	CE0133N	[0.15, 30]	N	P
01	OM/33	CE0133L1	[0.15, 30]	L1	P
01	OM/34	CE0134N	[0.15, 30]	N	P
01	OM/34	CE0134L1	[0.15, 30]	L1	P
01	OM/35	CE0135N	[0.15, 30]	N	P
01	OM/35	CE0135L1	[0.15, 30]	L1	P
01	OM/36	CE0136N	[0.15, 30]	N	P
01	OM/36	CE0136L1	[0.15, 30]	L1	P
01	OM/37	CE0137N	[0.15, 30]	N	P
01	OM/37	CE0137L1	[0.15, 30]	L1	P
01	OM/38	CE0138N	[0.15, 30]	N	P
01	OM/38	CE0138L1	[0.15, 30]	L1	P
01	OM/39	CE0139N	[0.15, 30]	N	P
01	OM/39	CE0139L1	[0.15, 30]	L1	P
01	OM/40	CE0140N	[0.15, 30]	N	P
01	OM/40	CE0140L1	[0.15, 30]	L1	P

Verdict

Pass

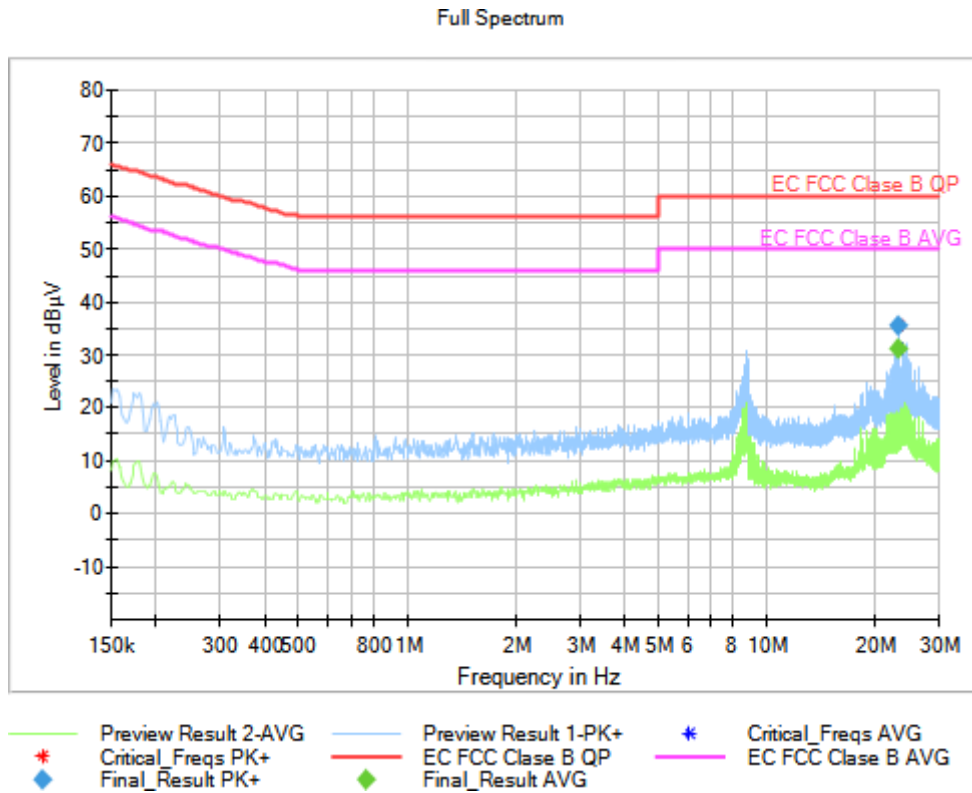
Attachments

EMC Test Code = CE0101N, Frequency Range MHz = [0.15, 30], Conducted Emissions - Tested Line = N

Sample ID: S/01

Operation Mode: OM/01. EUT ON. Bluetooth in advertising mode. Respirator activated. Cellular searching network. Power supply: 115Vac, 60Hz

Plots:



Tables:

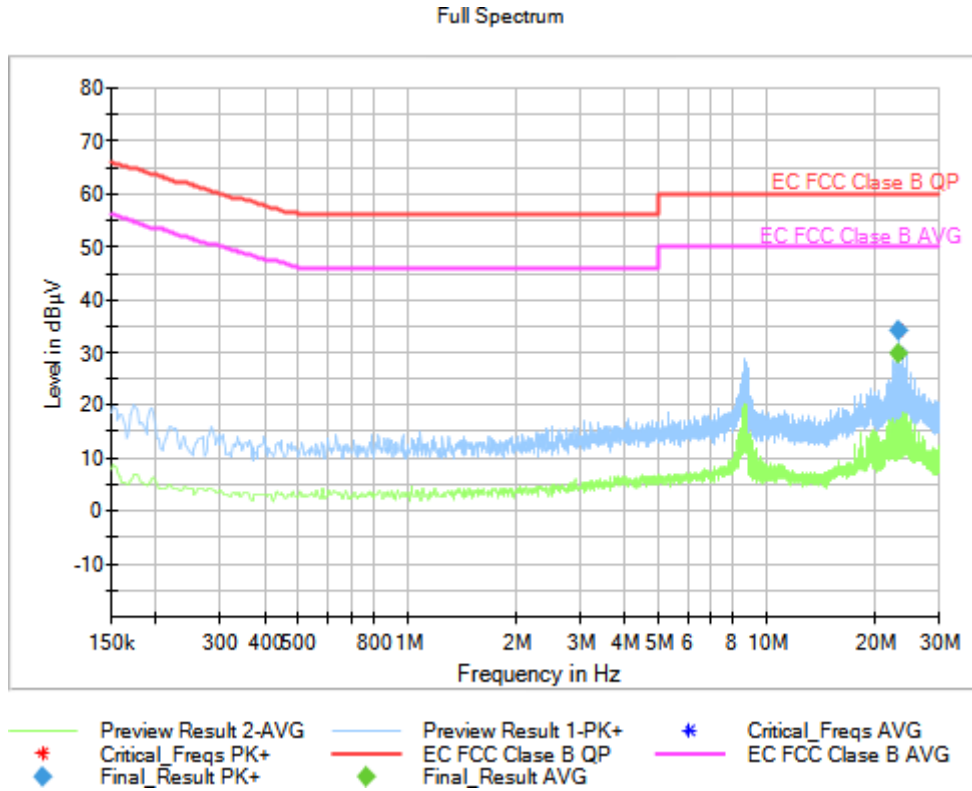
Frequency(MHz)	MaxPeak(dBµV)	Average(dBµV)
23.129250	---	31.25
23.129250	35.61	---

EMC Test Code = CE0101L1, Frequency Range MHz = [0.15, 30], Conducted Emissions - Tested Line = L1

Sample ID: S/01

Operation Mode: OM/01. EUT ON. Bluetooth in advertising mode. Respirator activated. Cellular searching network. Power supply: 115Vac, 60Hz

Plots:



Tables:

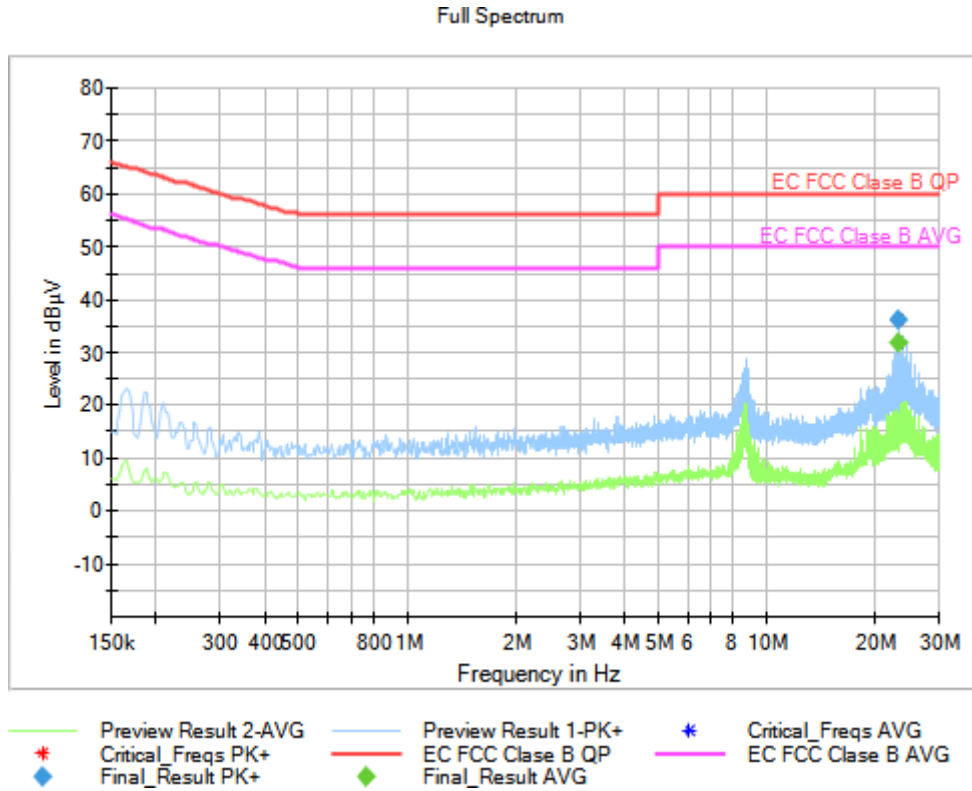
Frequency(MHz)	MaxPeak(dBµV)	Average(dBµV)
23.129250	---	30.00
23.129250	34.22	---

EMC Test Code = CE0102N, Frequency Range MHz = [0.15, 30], Conducted Emissions - Tested Line = N

Sample ID: S/01

Operation Mode: OM/02. EUT ON. Respirator activated. MS in IDLE mode. LTE Cat. M1 Band 2. Power supply: 115Vac, 60Hz

Plots:



Tables:

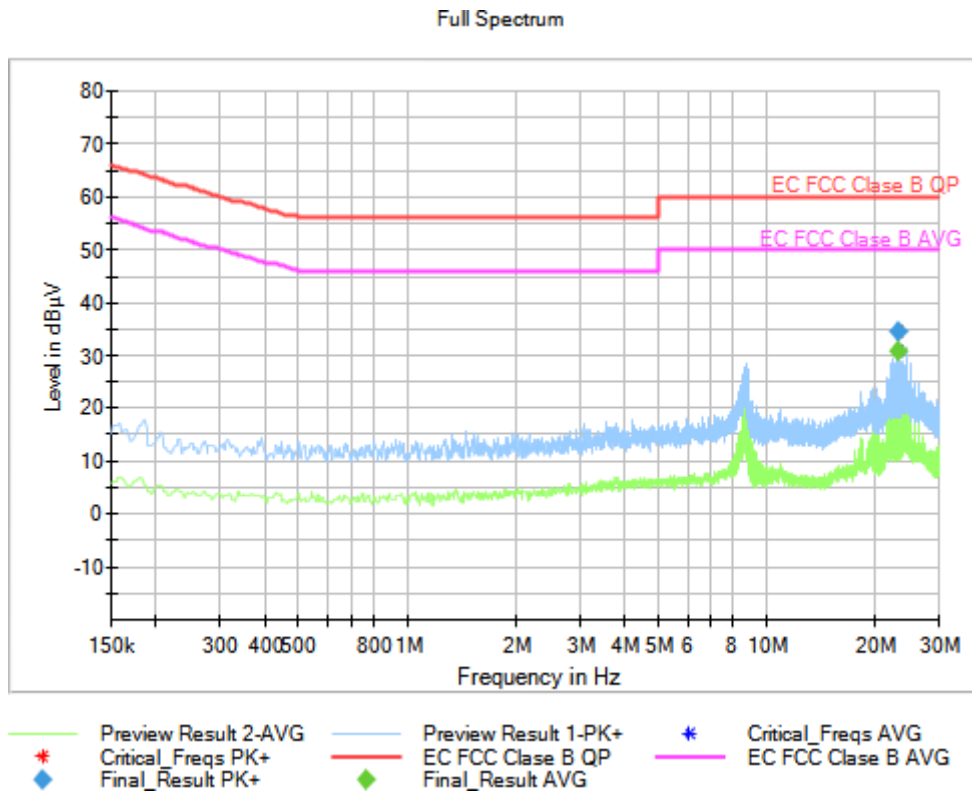
Frequency(MHz)	MaxPeak(dBµV)	Average(dBµV)
23.129250	---	31.92
23.129250	36.21	---

EMC Test Code = CE0102L1, Frequency Range MHz = [0.15, 30], Conducted Emissions - Tested Line = L1

Sample ID: S/01

Operation Mode: OM/02. EUT ON. Respirator activated. MS in IDLE mode. LTE Cat. M1 Band 2. Power supply: 115Vac, 60Hz

Plots:



Tables:

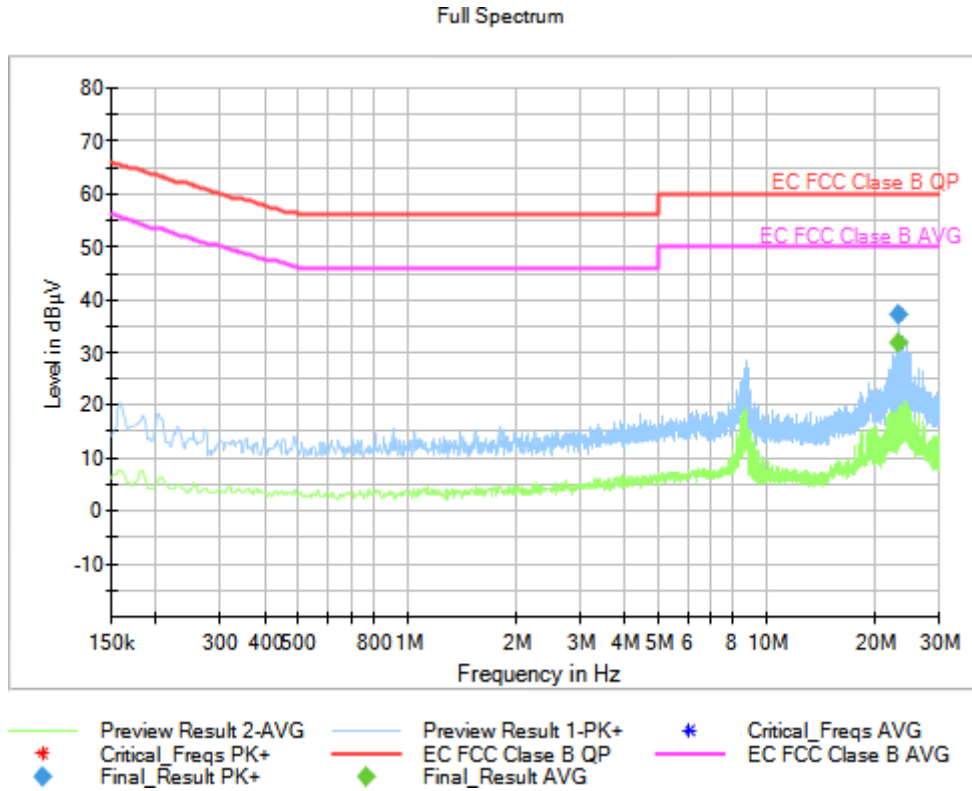
Frequency(MHz)	MaxPeak(dBµV)	Average(dBµV)
23.129250	---	30.82
23.129250	34.65	---

EMC Test Code = CE0103N, Frequency Range MHz = [0.15, 30], Conducted Emissions - Tested Line = N

Sample ID: S/01

Operation Mode: OM/03. EUT ON. Respirator activated. MS in IDLE mode. LTE Cat. M1 Band 4. Power supply: 115Vac, 60Hz

Plots:



Tables:

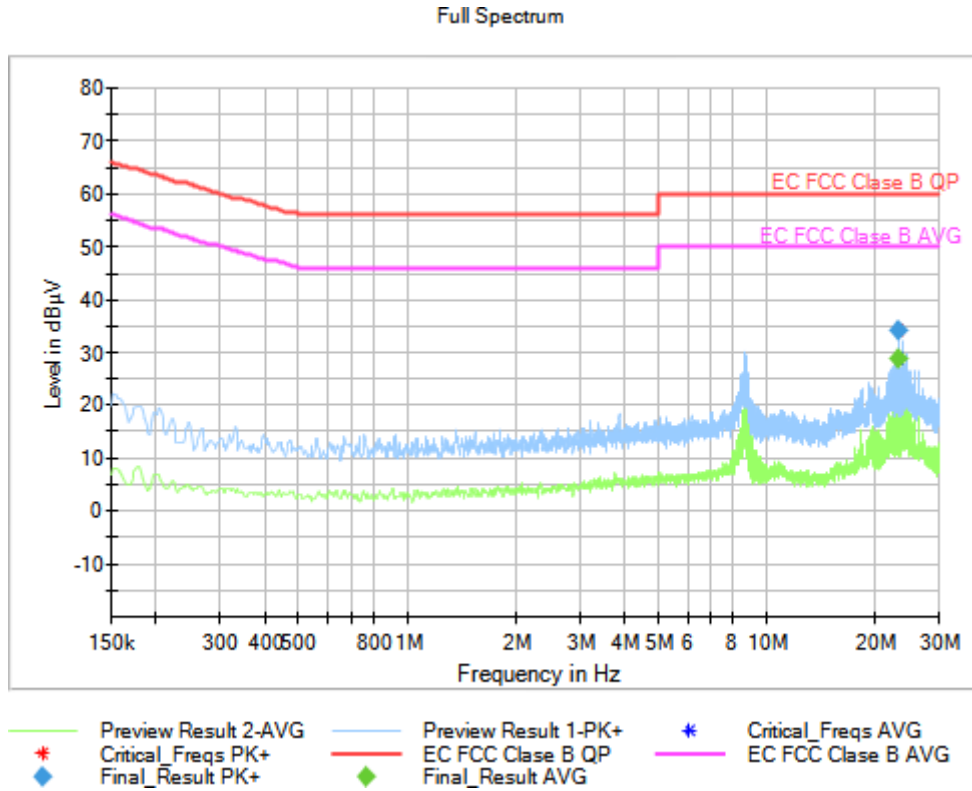
Frequency(MHz)	MaxPeak(dBµV)	Average(dBµV)
23.129250	---	32.00
23.129250	37.05	---

EMC Test Code = CE0103L1, Frequency Range MHz = [0.15, 30], Conducted Emissions - Tested Line = L1

Sample ID: S/01

Operation Mode: OM/03. EUT ON. Respirator activated. MS in IDLE mode. LTE Cat. M1 Band 4. Power supply: 115Vac, 60Hz

Plots:



Tables:

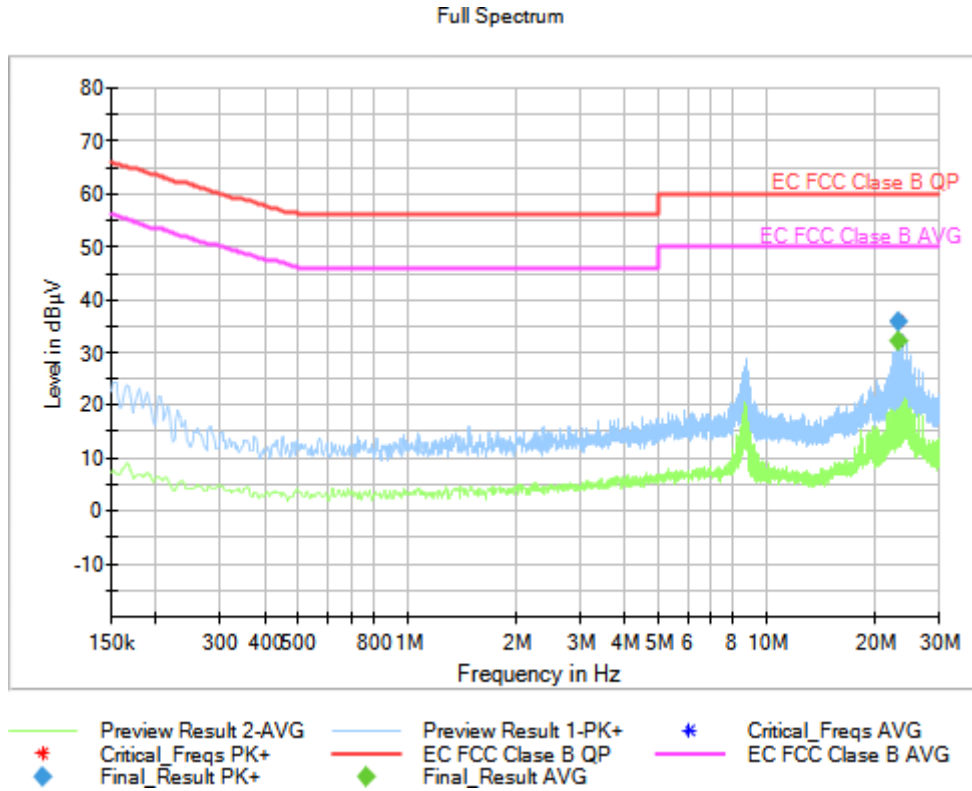
Frequency(MHz)	MaxPeak(dBµV)	Average(dBµV)
23.129250	---	28.87
23.129250	34.07	---

EMC Test Code = CE0104N, Frequency Range MHz = [0.15, 30], Conducted Emissions - Tested Line = N

Sample ID: S/01

Operation Mode: OM/04. EUT ON. Respirator activated. MS in IDLE mode. LTE Cat. M1 Band 5. Power supply: 115Vac, 60Hz

Plots:



Tables:

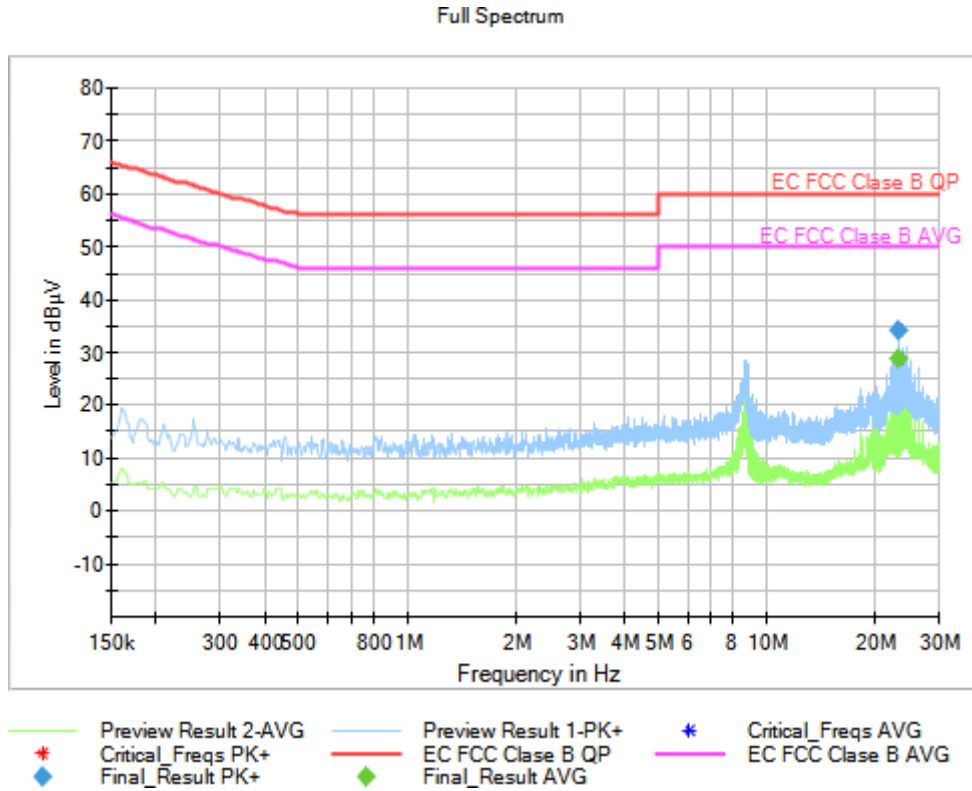
Frequency(MHz)	MaxPeak(dBµV)	Average(dBµV)
23.129250	---	32.22
23.129250	36.02	---

EMC Test Code = CE0104L1, Frequency Range MHz = [0.15, 30], Conducted Emissions - Tested Line = L1

Sample ID: S/01

Operation Mode: OM/04. EUT ON. Respirator activated. MS in IDLE mode. LTE Cat. M1 Band 5. Power supply: 115Vac, 60Hz

Plots:



Tables:

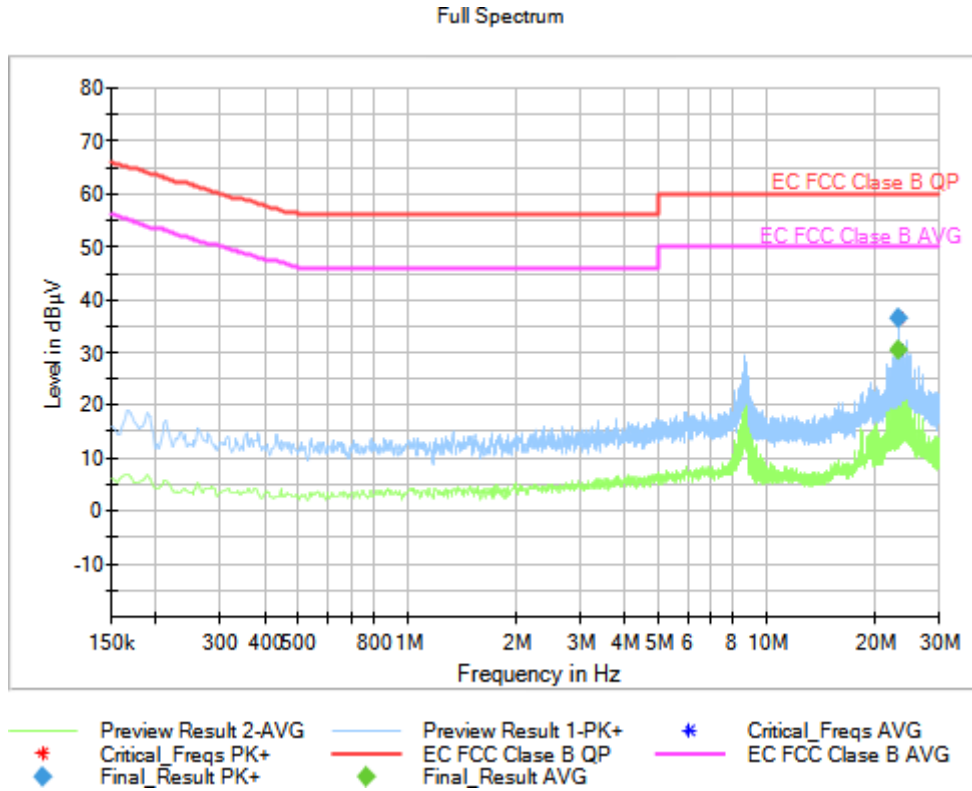
Frequency(MHz)	MaxPeak(dBµV)	Average(dBµV)
23.129250	---	28.92
23.129250	34.30	---

EMC Test Code = CE0105N, Frequency Range MHz = [0.15, 30], Conducted Emissions - Tested Line = N

Sample ID: S/01

Operation Mode: OM/05. EUT ON. Respirator activated. MS in IDLE mode. LTE Cat. M1 Band 12. Power supply: 115Vac, 60Hz

Plots:



Tables:

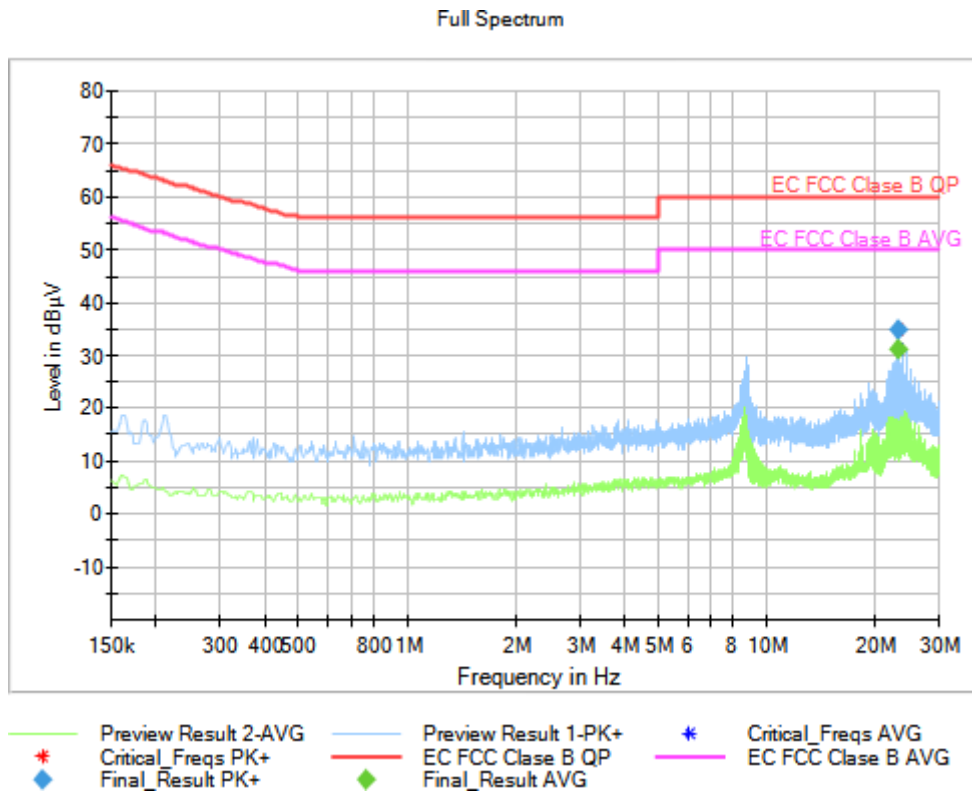
Frequency(MHz)	MaxPeak(dBµV)	Average(dBµV)
23.129250	---	30.66
23.129250	36.65	---

EMC Test Code = CE0105L1, Frequency Range MHz = [0.15, 30], Conducted Emissions - Tested Line = L1

Sample ID: S/01

Operation Mode: OM/05. EUT ON. Respirator activated. MS in IDLE mode. LTE Cat. M1 Band 12. Power supply: 115Vac, 60Hz

Plots:



Tables:

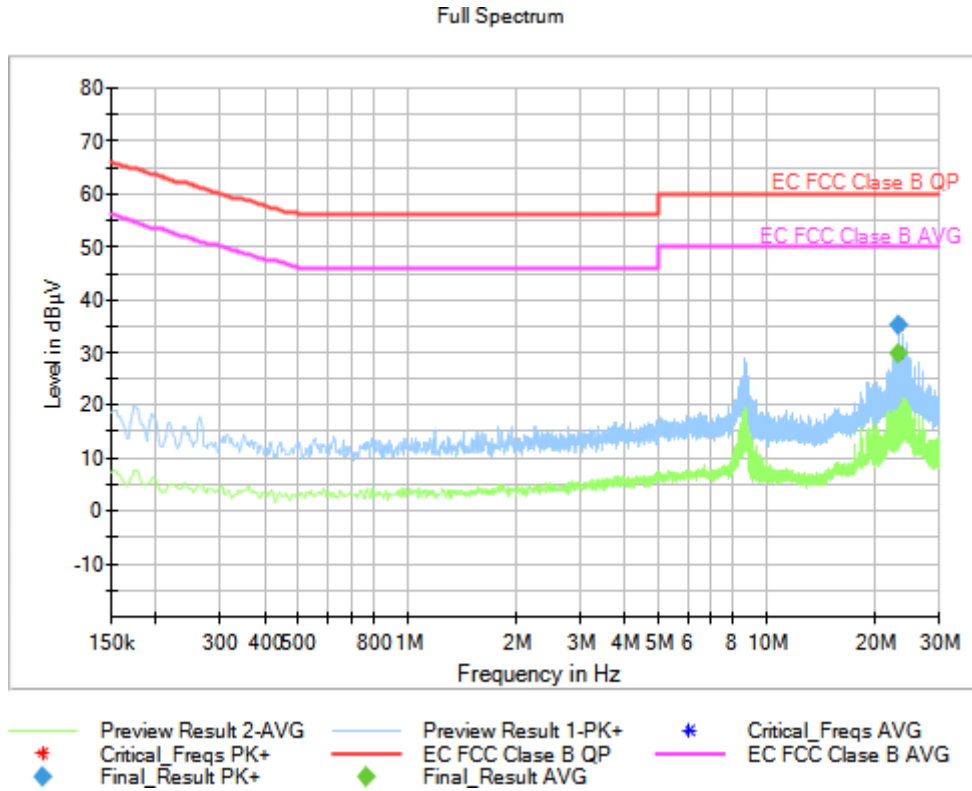
Frequency(MHz)	MaxPeak(dBµV)	Average(dBµV)
23.129250	---	31.12
23.129250	34.93	---

EMC Test Code = CE0106N, Frequency Range MHz = [0.15, 30], Conducted Emissions - Tested Line = N

Sample ID: S/01

Operation Mode: OM/06. EUT ON. Respirator activated. MS in IDLE mode. LTE Cat. M1 Band 13. Power supply: 115Vac, 60Hz

Plots:



Tables:

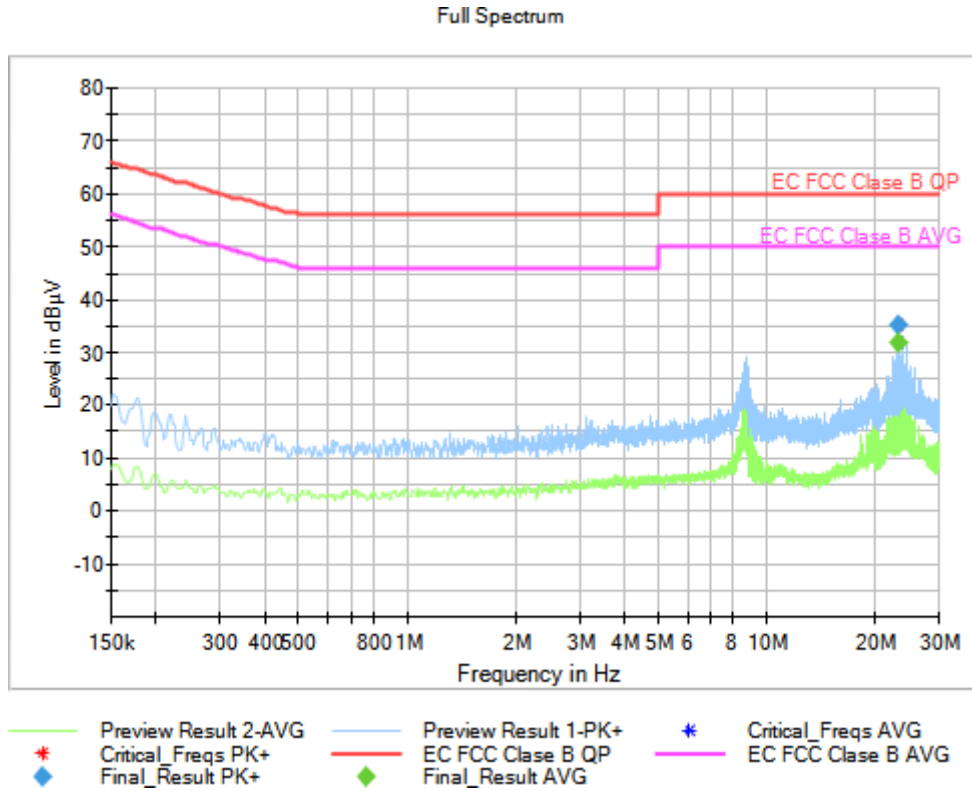
Frequency(MHz)	MaxPeak(dBµV)	Average(dBµV)
23.129250	---	29.85
23.129250	35.22	---

EMC Test Code = CE0106L1, Frequency Range MHz = [0.15, 30], Conducted Emissions - Tested Line = L1

Sample ID: S/01

Operation Mode: OM/06. EUT ON. Respirator activated. MS in IDLE mode. LTE Cat. M1 Band 13. Power supply: 115Vac, 60Hz

Plots:



Tables:

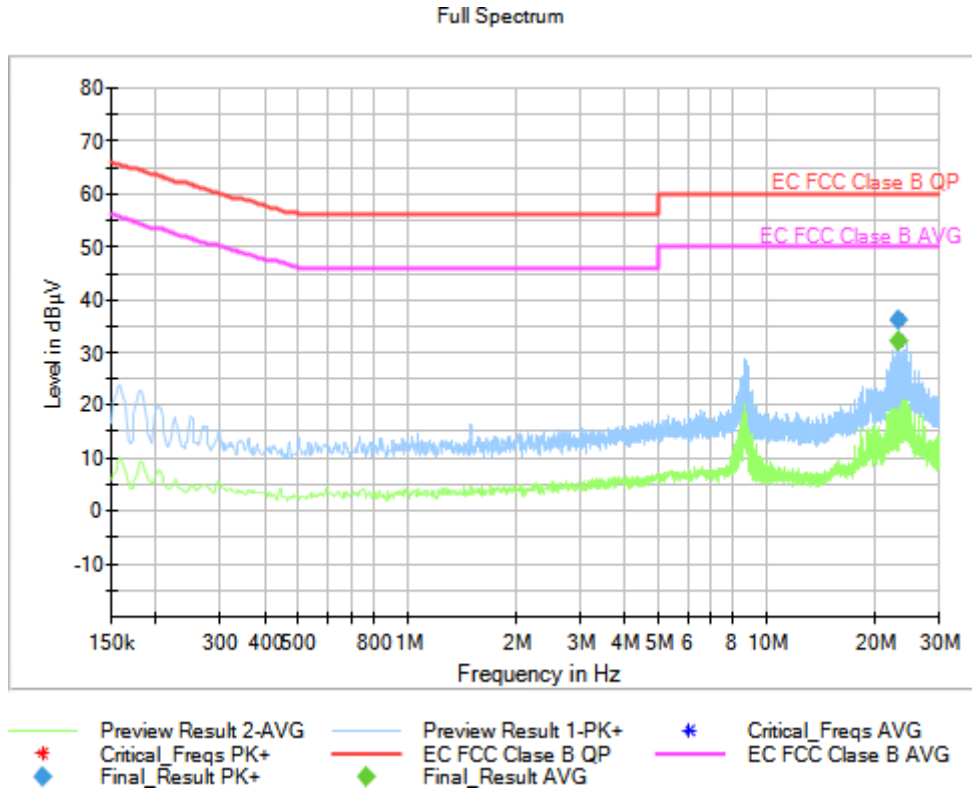
Frequency(MHz)	MaxPeak(dBµV)	Average(dBµV)
23.129250	---	31.94
23.129250	35.19	---

EMC Test Code = CE0107N, Frequency Range MHz = [0.15, 30], Conducted Emissions - Tested Line = N

Sample ID: S/01

Operation Mode: OM/07. EUT ON. Respirator activated. MS in IDLE mode. LTE Cat. M1 Band 25. Power supply: 115Vac, 60Hz

Plots:



Tables:

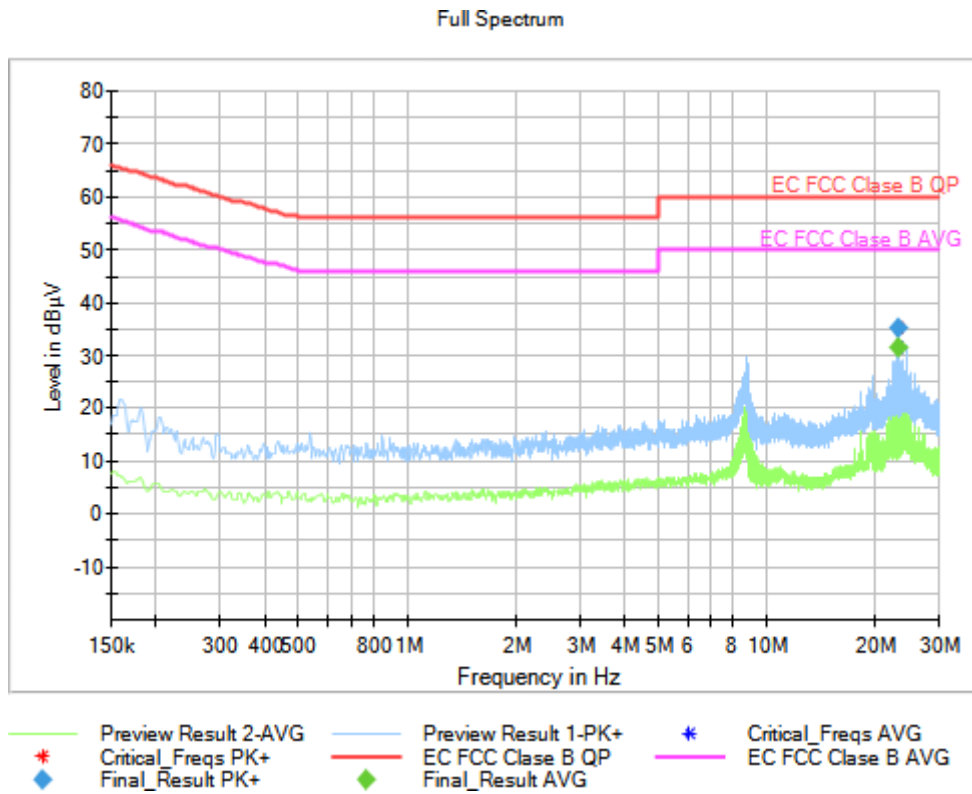
Frequency(MHz)	MaxPeak(dBµV)	Average(dBµV)
23.129250	---	32.25
23.129250	36.31	---

EMC Test Code = CE0107L1, Frequency Range MHz = [0.15, 30], Conducted Emissions - Tested Line = L1

Sample ID: S/01

Operation Mode: OM/07. EUT ON. Respirator activated. MS in IDLE mode. LTE Cat. M1 Band 25. Power supply: 115Vac, 60Hz

Plots:



Tables:

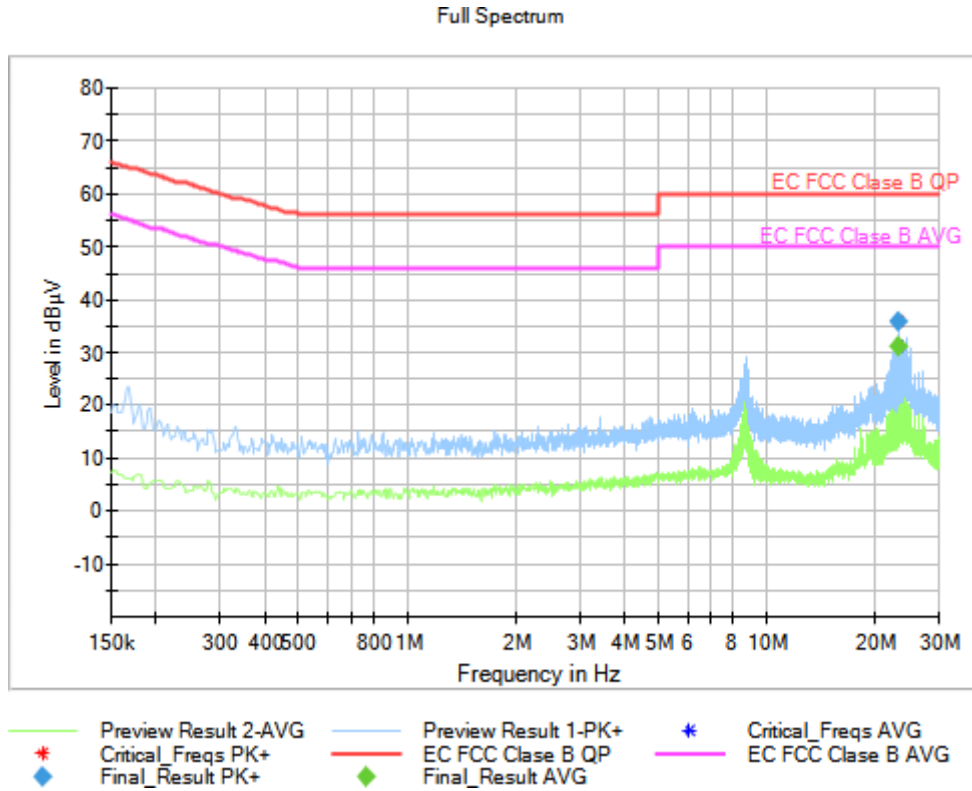
Frequency(MHz)	MaxPeak(dBµV)	Average(dBµV)
23.129250	---	31.63
23.129250	35.11	---

EMC Test Code = CE0108N, Frequency Range MHz = [0.15, 30], Conducted Emissions - Tested Line = N

Sample ID: S/01

Operation Mode: OM/08. EUT ON. Respirator activated. MS in IDLE mode. LTE Cat. M1 Band 26. Power supply: 115Vac, 60Hz

Plots:



Tables:

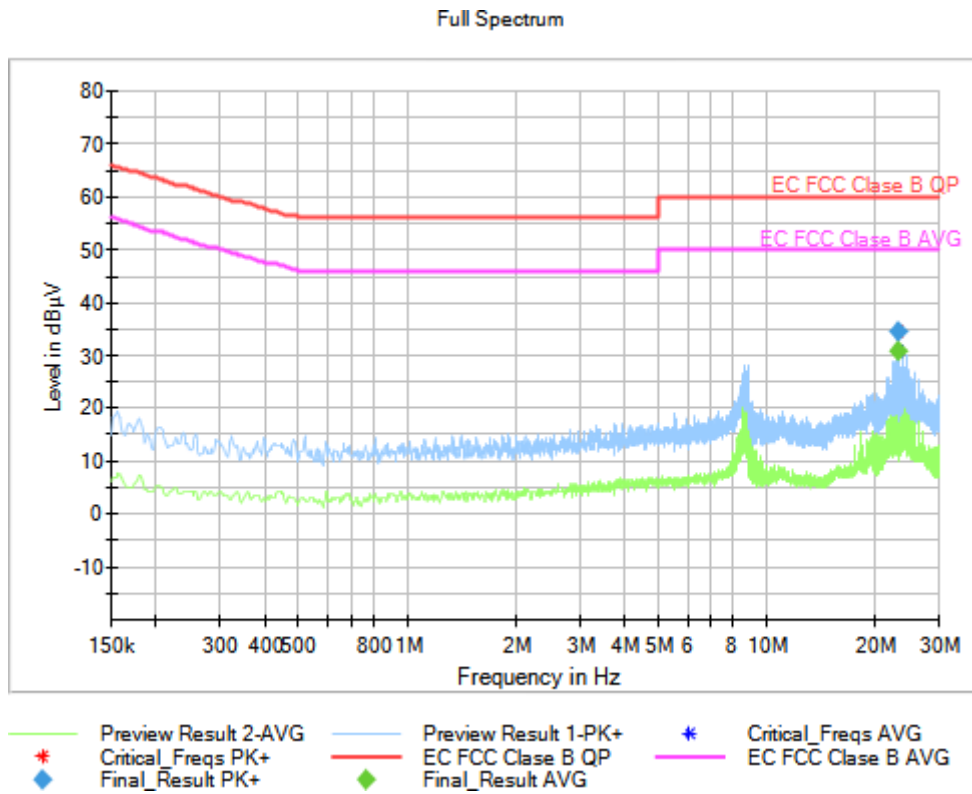
Frequency(MHz)	MaxPeak(dBµV)	Average(dBµV)
23.129250	---	31.19
23.129250	35.77	---

EMC Test Code = CE0108L1, Frequency Range MHz = [0.15, 30], Conducted Emissions - Tested Line = L1

Sample ID: S/01

Operation Mode: OM/08. EUT ON. Respirator activated. MS in IDLE mode. LTE Cat. M1 Band 26. Power supply: 115Vac, 60Hz

Plots:



Tables:

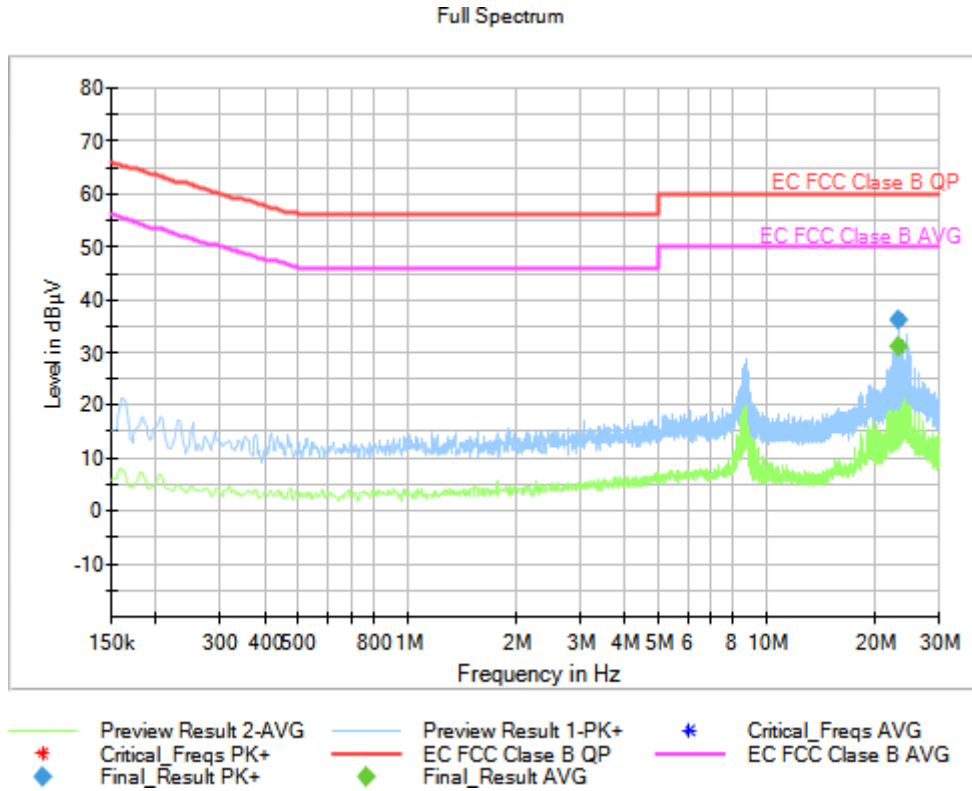
Frequency(MHz)	MaxPeak(dBµV)	Average(dBµV)
23.129250	---	30.97
23.129250	34.58	---

EMC Test Code = CE0109N, Frequency Range MHz = [0.15, 30], Conducted Emissions - Tested Line = N

Sample ID: S/01

Operation Mode: OM/09. EUT ON. Respirator activated. MS in IDLE mode. LTE Cat. M1 Band 66. Power supply: 115Vac, 60Hz

Plots:



Tables:

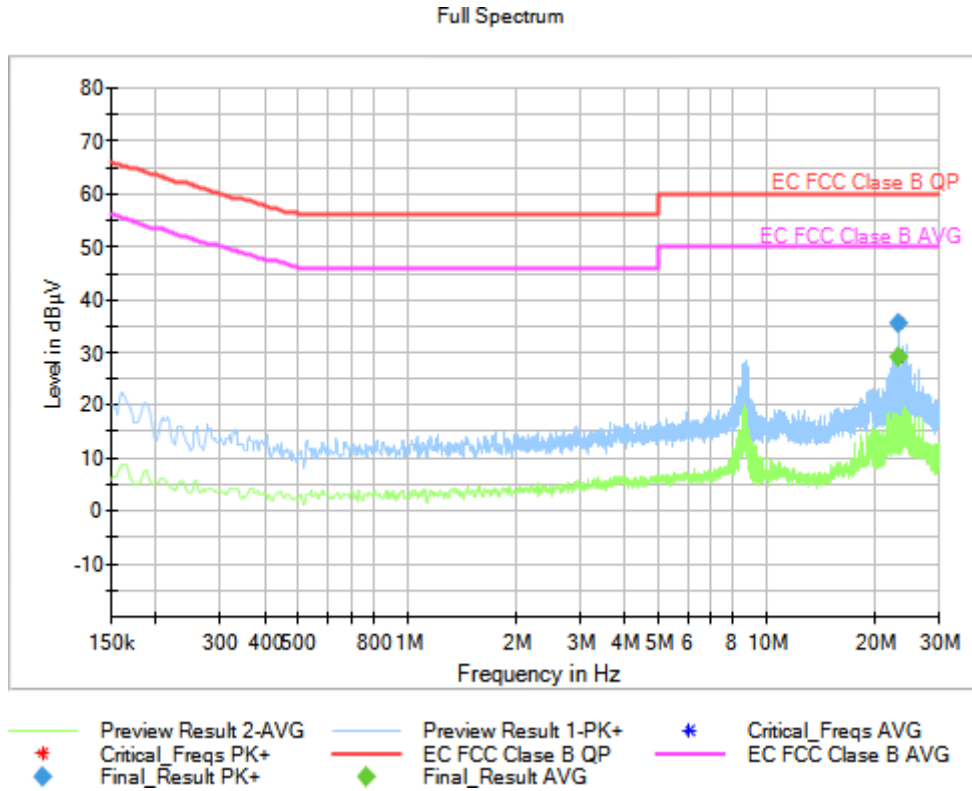
Frequency(MHz)	MaxPeak(dBµV)	Average(dBµV)
23.129250	---	31.06
23.129250	36.04	---

EMC Test Code = CE0109L1, Frequency Range MHz = [0.15, 30], Conducted Emissions - Tested Line = L1

Sample ID: S/01

Operation Mode: OM/09. EUT ON. Respirator activated. MS in IDLE mode. LTE Cat. M1 Band 66. Power supply: 115Vac, 60Hz

Plots:



Tables:

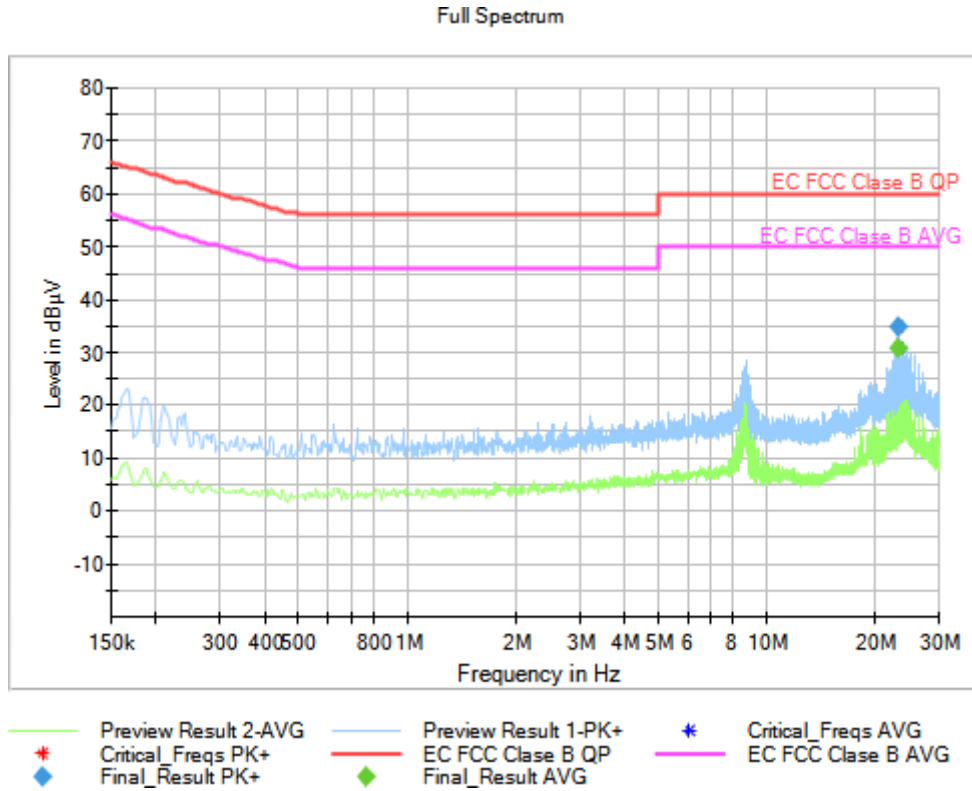
Frequency(MHz)	MaxPeak(dBµV)	Average(dBµV)
23.129250	---	29.17
23.129250	35.51	---

EMC Test Code = CE0110N, Frequency Range MHz = [0.15, 30], Conducted Emissions - Tested Line = N

Sample ID: S/01

Operation Mode: OM/10. EUT ON. Respirator activated. MS in IDLE mode. LTE Cat. M1 Band 71. Power supply: 115Vac, 60Hz

Plots:



Tables:

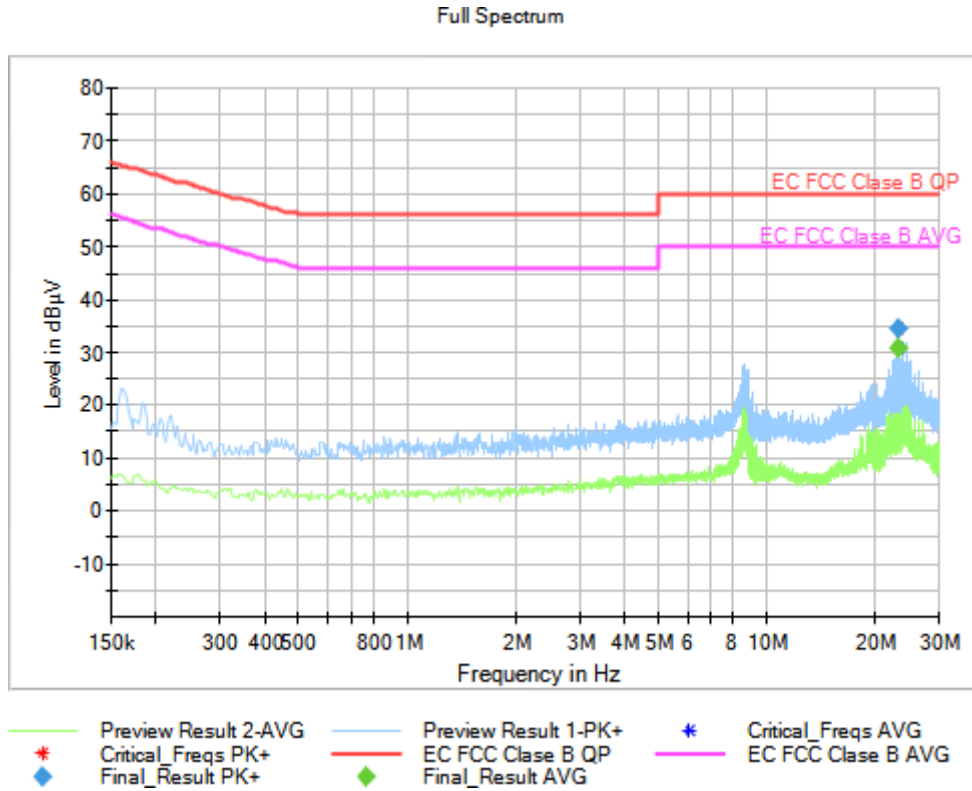
Frequency(MHz)	MaxPeak(dBµV)	Average(dBµV)
23.129250	---	30.88
23.129250	34.91	---

EMC Test Code = CE0110L1, Frequency Range MHz = [0.15, 30], Conducted Emissions - Tested Line = L1

Sample ID: S/01

Operation Mode: OM/10. EUT ON. Respirator activated. MS in IDLE mode. LTE Cat. M1 Band 71. Power supply: 115Vac, 60Hz

Plots:



Tables:

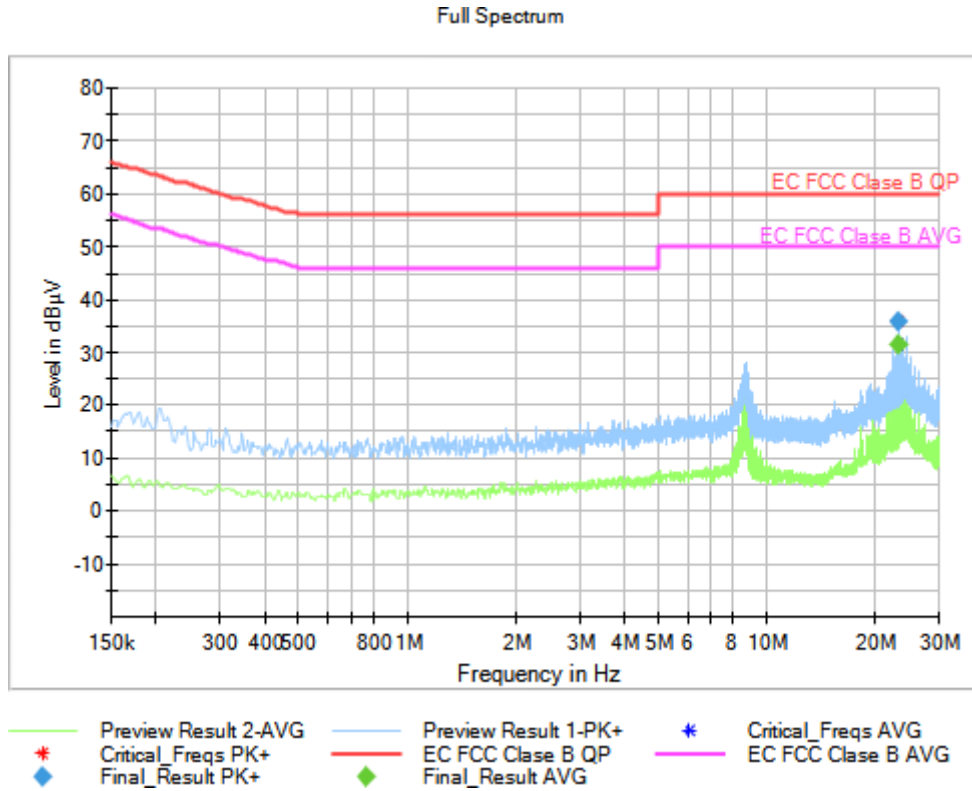
Frequency(MHz)	MaxPeak(dBµV)	Average(dBµV)
23.129250	---	30.96
23.129250	34.53	---

EMC Test Code = CE0111N, Frequency Range MHz = [0.15, 30], Conducted Emissions - Tested Line = N

Sample ID: S/01

Operation Mode: OM/11. EUT ON. Respirator activated. MS in traffic mode. LTE Cat. M1 Band 2. Power supply: 115Vac, 60Hz

Plots:



Tables:

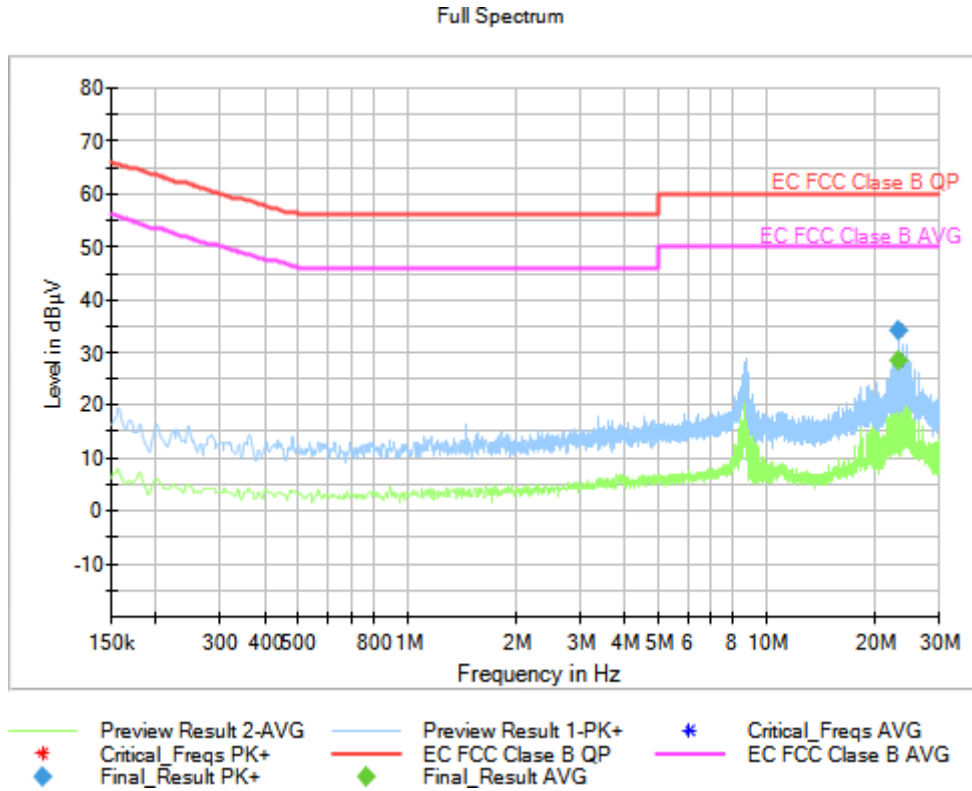
Frequency(MHz)	MaxPeak(dBµV)	Average(dBµV)
23.129250	---	31.62
23.129250	35.88	---

EMC Test Code = CE0111L1, Frequency Range MHz = [0.15, 30], Conducted Emissions - Tested Line = L1

Sample ID: S/01

Operation Mode: OM/11. EUT ON. Respirator activated. MS in traffic mode. LTE Cat. M1 Band 2. Power supply: 115Vac, 60Hz

Plots:



Tables:

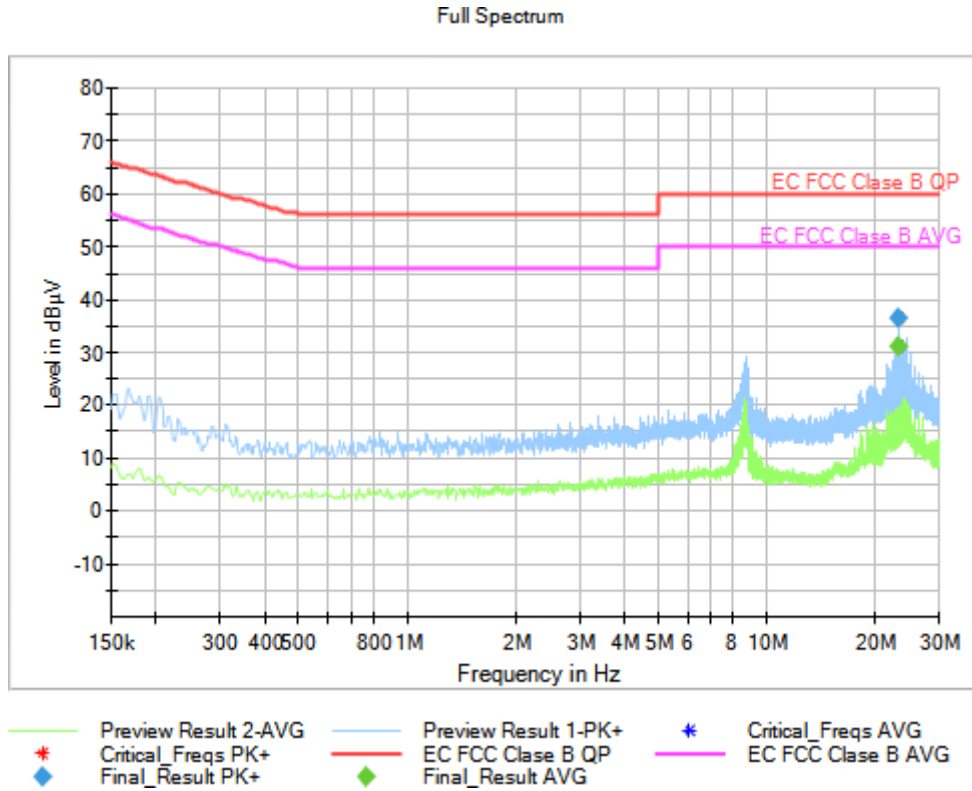
Frequency(MHz)	MaxPeak(dBµV)	Average(dBµV)
23.129250	---	28.61
23.129250	34.24	---

EMC Test Code = CE0112N, Frequency Range MHz = [0.15, 30], Conducted Emissions - Tested Line = N

Sample ID: S/01

Operation Mode: OM/12. EUT ON. Respirator activated. MS in traffic mode. LTE Cat. M1 Band 4. Power supply: 115Vac, 60Hz

Plots:



Tables:

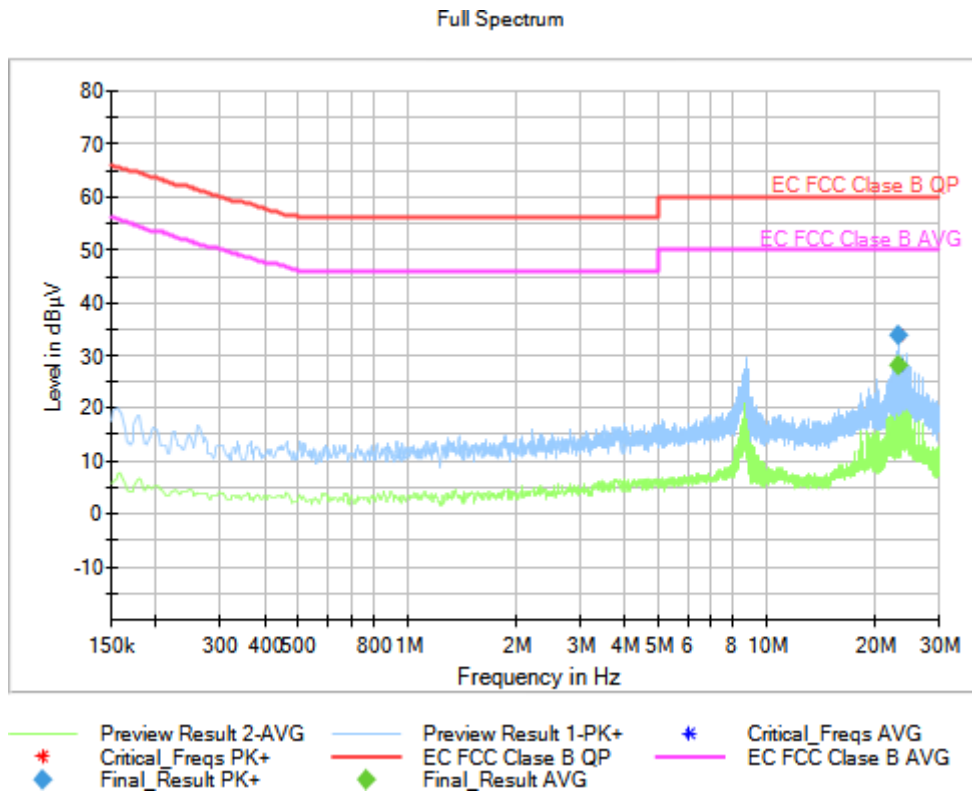
Frequency(MHz)	MaxPeak(dBµV)	Average(dBµV)
23.129250	---	31.14
23.129250	36.48	---

EMC Test Code = CE0112L1, Frequency Range MHz = [0.15, 30], Conducted Emissions - Tested Line = L1

Sample ID: S/01

Operation Mode: OM/12. EUT ON. Respirator activated. MS in traffic mode. LTE Cat. M1 Band 4. Power supply: 115Vac, 60Hz

Plots:



Tables:

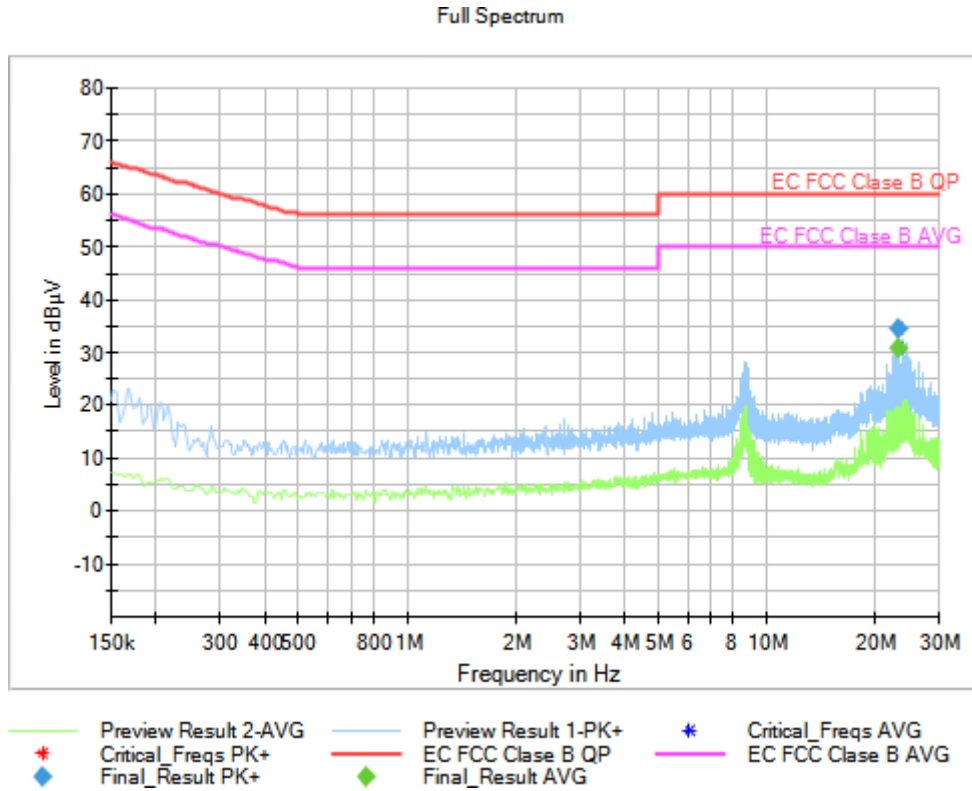
Frequency(MHz)	MaxPeak(dBµV)	Average(dBµV)
23.129250	---	28.33
23.129250	33.90	---

EMC Test Code = CE0113N, Frequency Range MHz = [0.15, 30], Conducted Emissions - Tested Line = N

Sample ID: S/01

Operation Mode: OM/13. EUT ON. Respirator activated. MS in traffic mode. LTE Cat. M1 Band 5. Power supply: 115Vac, 60Hz

Plots:



Tables:

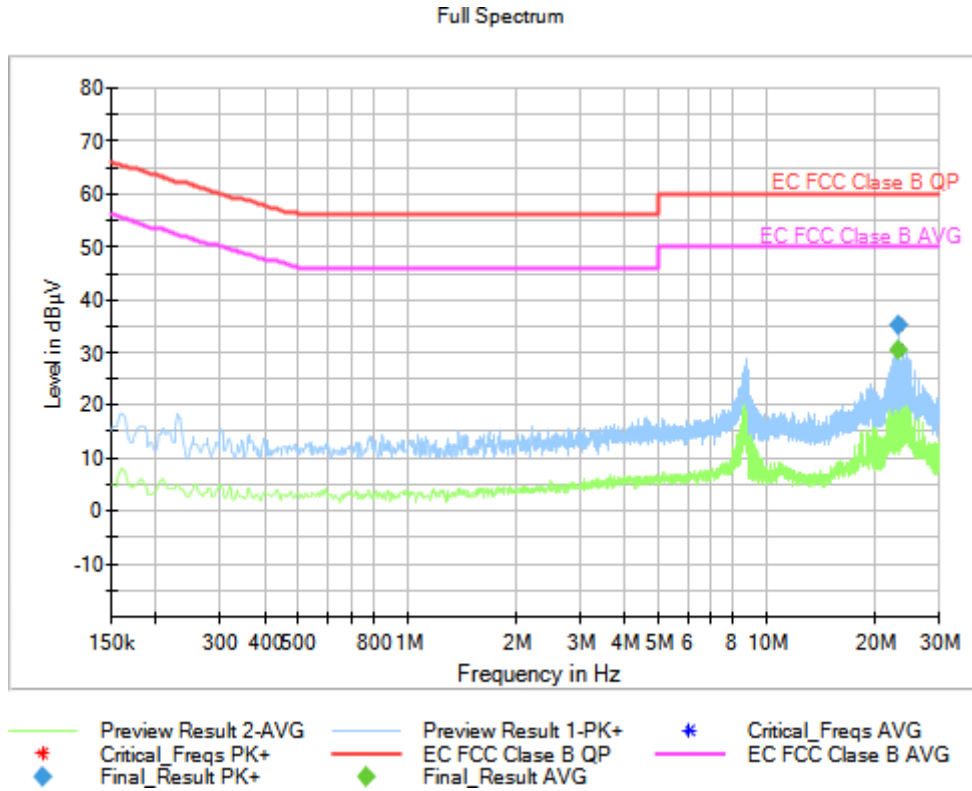
Frequency(MHz)	MaxPeak(dBµV)	Average(dBµV)
23.129250	---	30.71
23.129250	34.41	---

EMC Test Code = CE0113L1, Frequency Range MHz = [0.15, 30], Conducted Emissions - Tested Line = L1

Sample ID: S/01

Operation Mode: OM/13. EUT ON. Respirator activated. MS in traffic mode. LTE Cat. M1 Band 5. Power supply: 115Vac, 60Hz

Plots:



Tables:

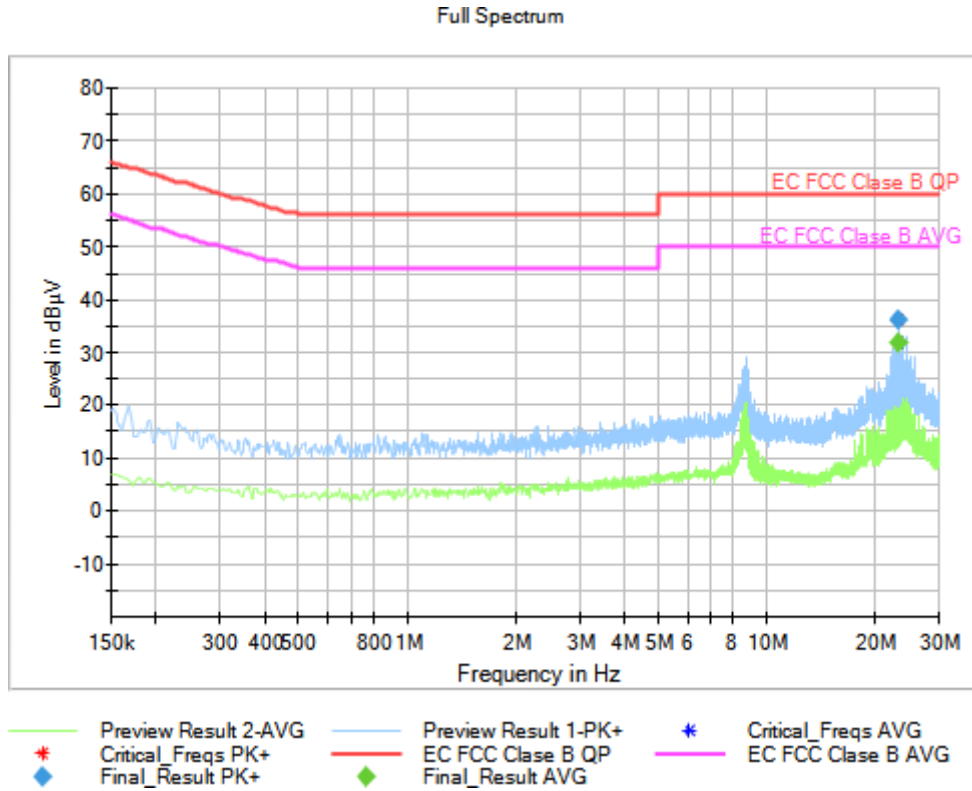
Frequency(MHz)	MaxPeak(dBµV)	Average(dBµV)
23.129250	---	30.52
23.129250	35.35	---

EMC Test Code = CE0114N, Frequency Range MHz = [0.15, 30], Conducted Emissions - Tested Line = N

Sample ID: S/01

Operation Mode: OM/14. EUT ON. Respirator activated. MS in traffic mode. LTE Cat. M1 Band 12. Power supply: 115Vac, 60Hz

Plots:



Tables:

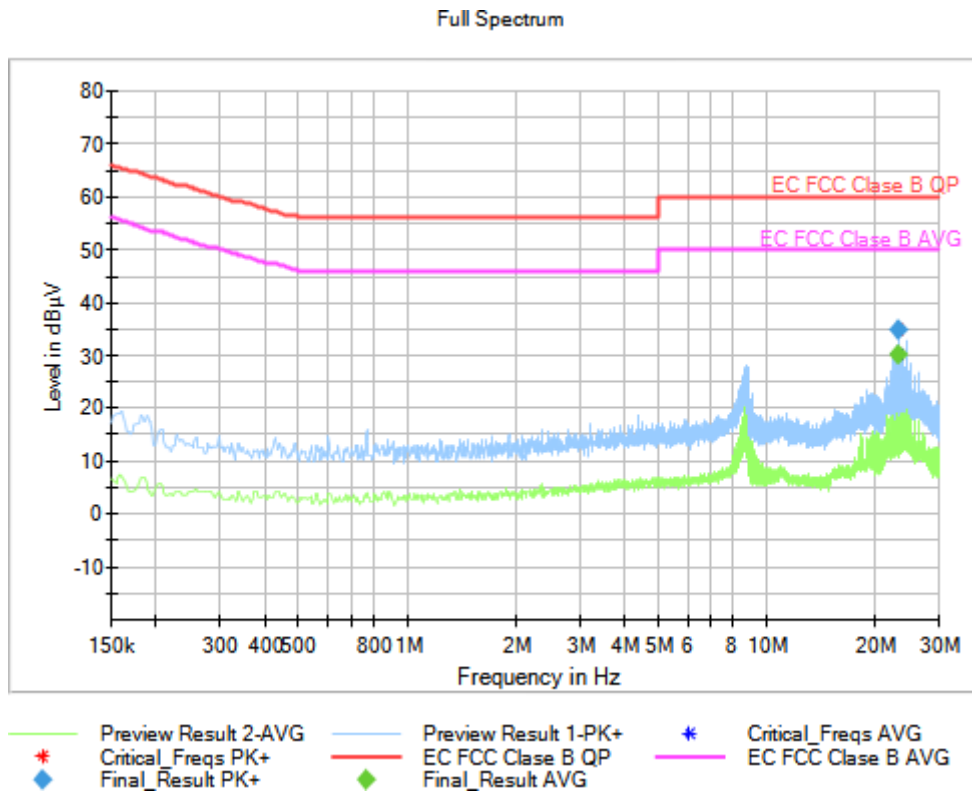
Frequency(MHz)	MaxPeak(dBµV)	Average(dBµV)
23.129250	---	31.96
23.129250	36.19	---

EMC Test Code = CE0114L1, Frequency Range MHz = [0.15, 30], Conducted Emissions - Tested Line = L1

Sample ID: S/01

Operation Mode: OM/14. EUT ON. Respirator activated. MS in traffic mode. LTE Cat. M1 Band 12. Power supply: 115Vac, 60Hz

Plots:



Tables:

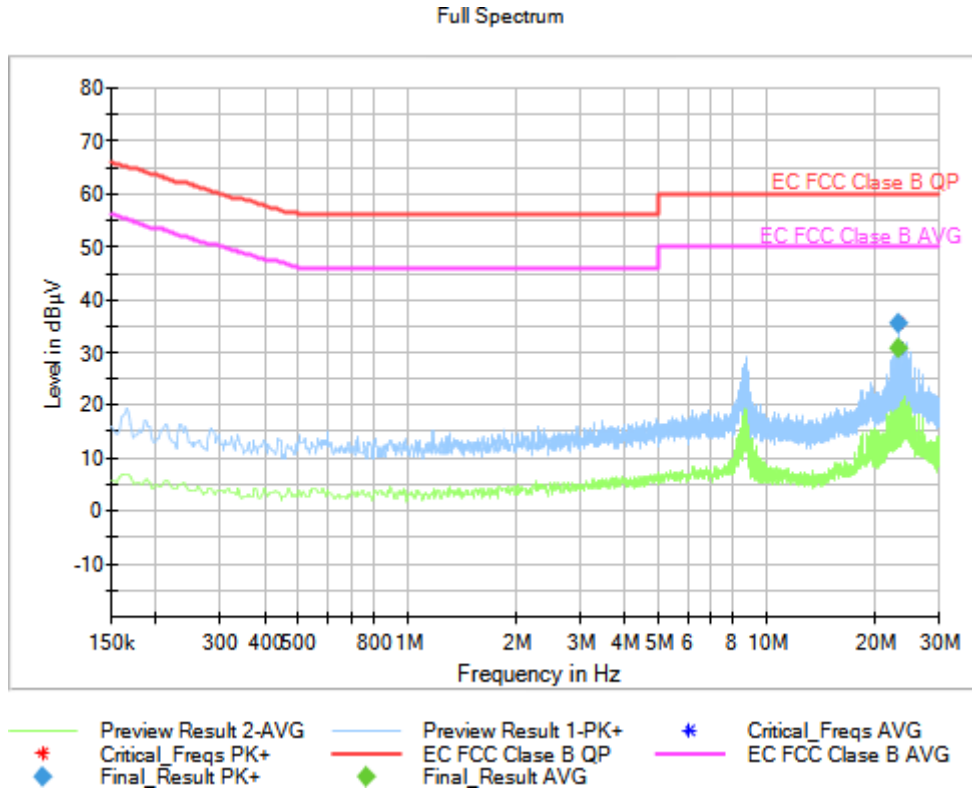
Frequency(MHz)	MaxPeak(dBµV)	Average(dBµV)
23.129250	---	30.07
23.129250	34.95	---

EMC Test Code = CE0115N, Frequency Range MHz = [0.15, 30], Conducted Emissions - Tested Line = N

Sample ID: S/01

Operation Mode: OM/15. EUT ON. Respirator activated. MS in traffic mode. LTE Cat. M1 Band 13. Power supply: 115Vac, 60Hz

Plots:



Tables:

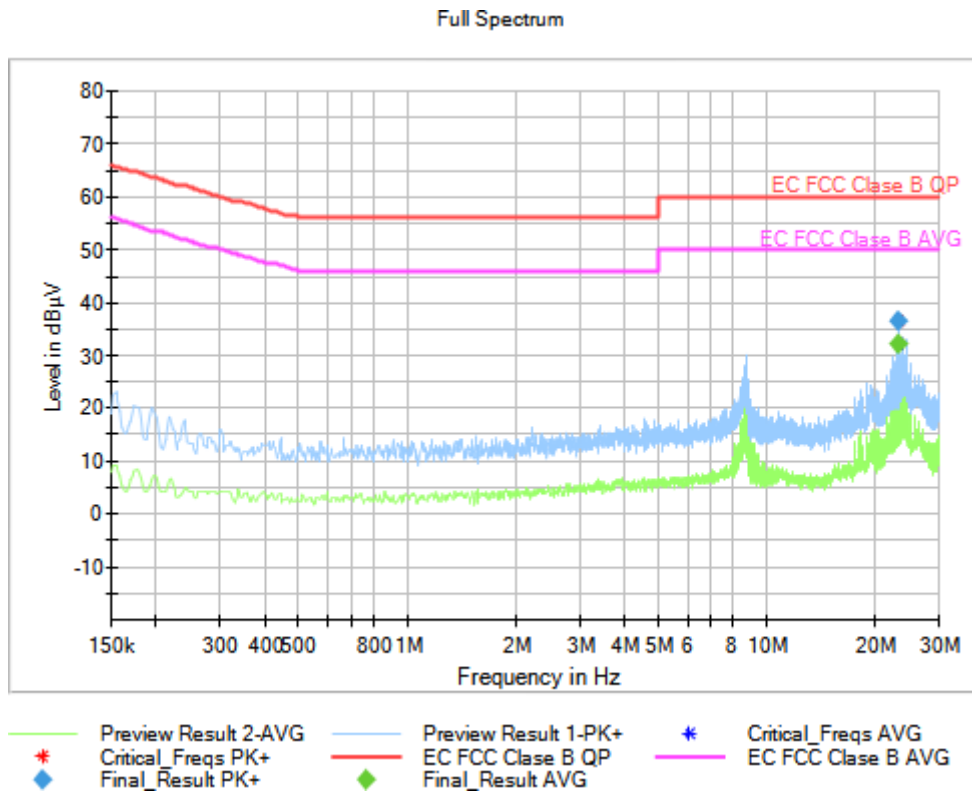
Frequency(MHz)	MaxPeak(dBµV)	Average(dBµV)
23.129250	---	30.81
23.129250	35.60	---

EMC Test Code = CE0115L1, Frequency Range MHz = [0.15, 30], Conducted Emissions - Tested Line = L1

Sample ID: S/01

Operation Mode: OM/15. EUT ON. Respirator activated. MS in traffic mode. LTE Cat. M1 Band 13. Power supply: 115Vac, 60Hz

Plots:



Tables:

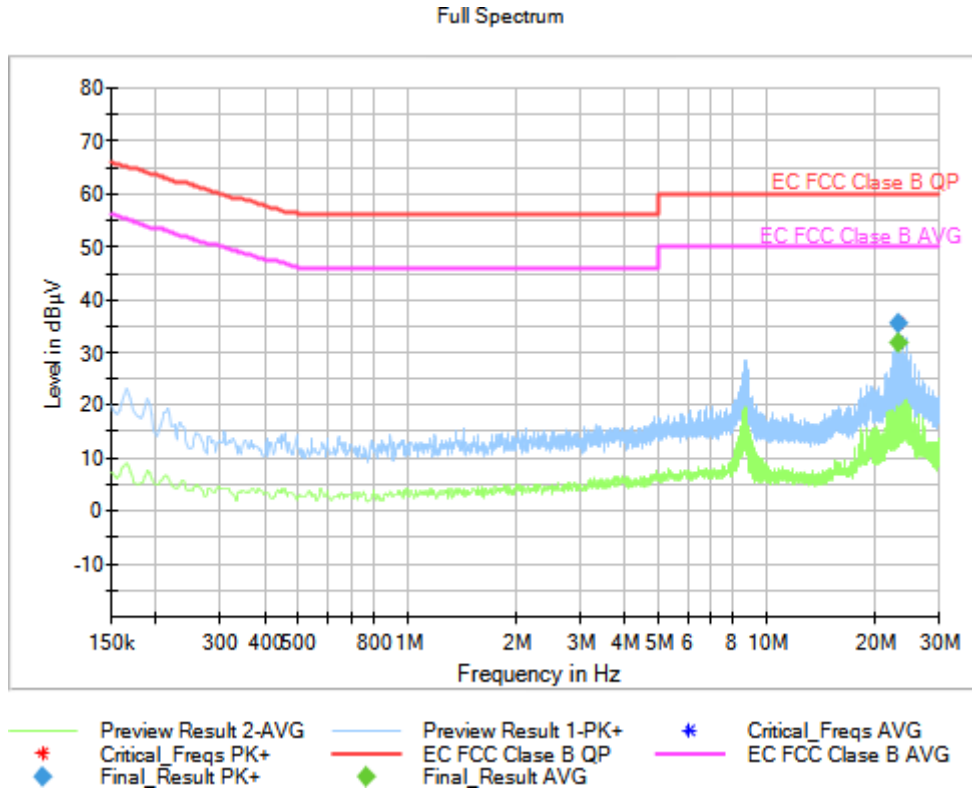
Frequency(MHz)	MaxPeak(dBµV)	Average(dBµV)
23.129250	---	32.32
23.129250	36.44	---

EMC Test Code = CE0116N, Frequency Range MHz = [0.15, 30], Conducted Emissions - Tested Line = N

Sample ID: S/01

Operation Mode: OM/16. EUT ON. Respirator activated. MS in traffic mode. LTE Cat. M1 Band 25. Power supply: 115Vac, 60Hz

Plots:



Tables:

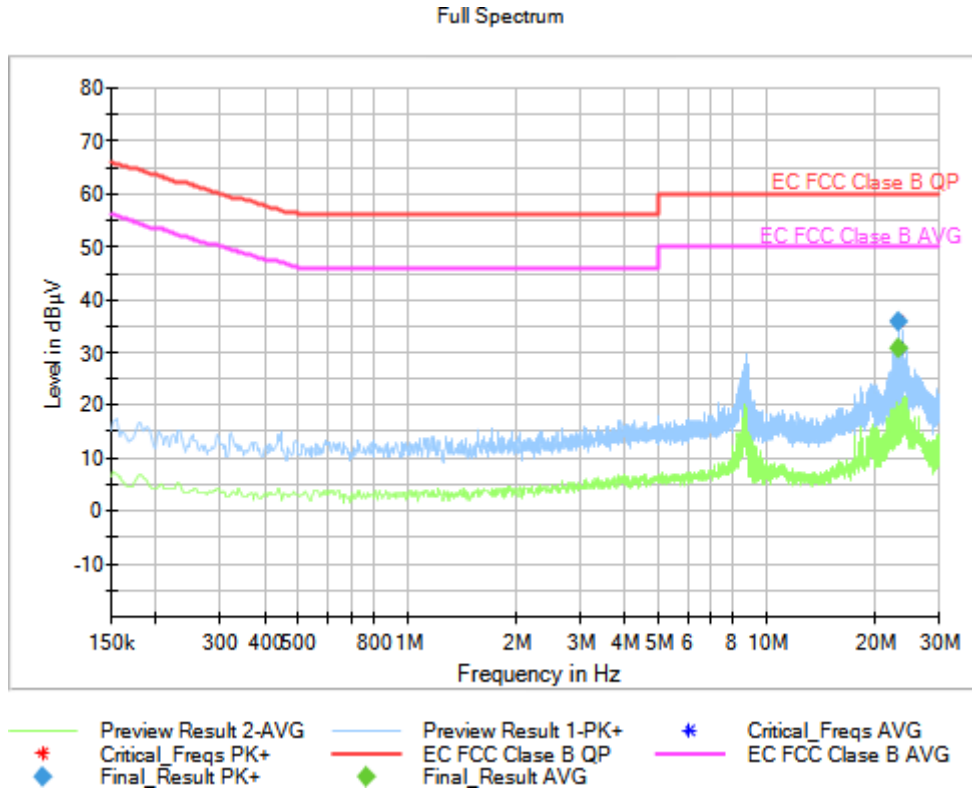
Frequency(MHz)	MaxPeak(dBµV)	Average(dBµV)
23.129250	---	31.89
23.129250	35.51	---

EMC Test Code = CE0116L1, Frequency Range MHz = [0.15, 30], Conducted Emissions - Tested Line = L1

Sample ID: S/01

Operation Mode: OM/16. EUT ON. Respirator activated. MS in traffic mode. LTE Cat. M1 Band 25. Power supply: 115Vac, 60Hz

Plots:



Tables:

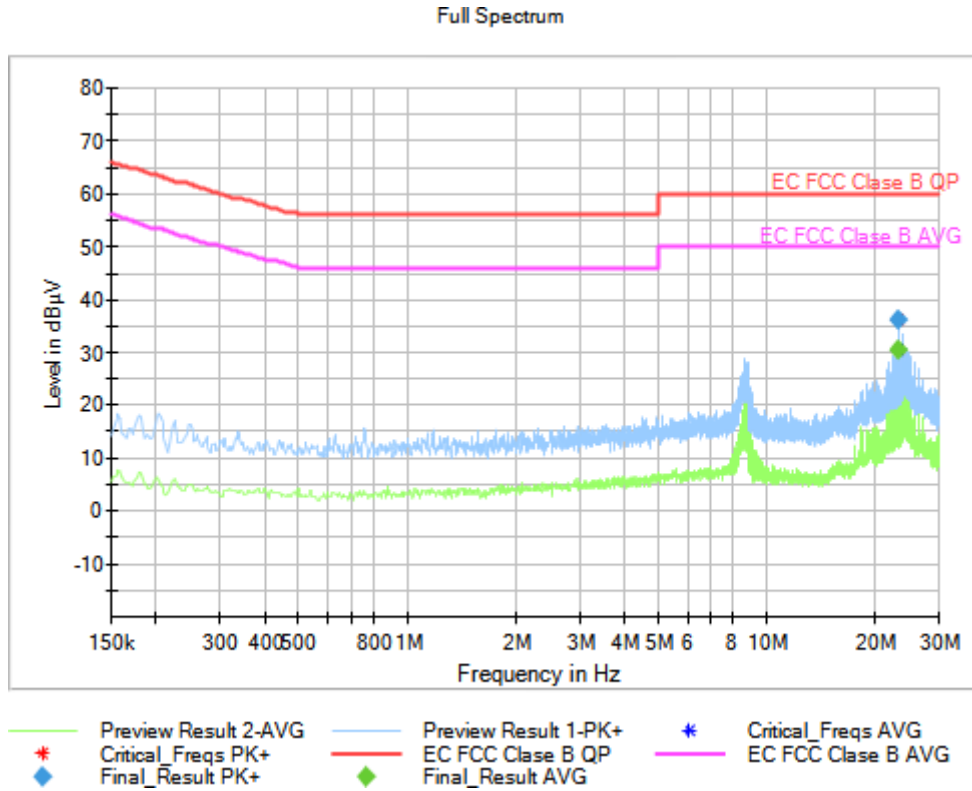
Frequency(MHz)	MaxPeak(dBµV)	Average(dBµV)
23.129250	---	30.92
23.129250	35.89	---

EMC Test Code = CE0117N, Frequency Range MHz = [0.15, 30], Conducted Emissions - Tested Line = N

Sample ID: S/01

Operation Mode: OM/17. EUT ON. Respirator activated. MS in traffic mode. LTE Cat. M1 Band 26. Power supply: 115Vac, 60Hz

Plots:



Tables:

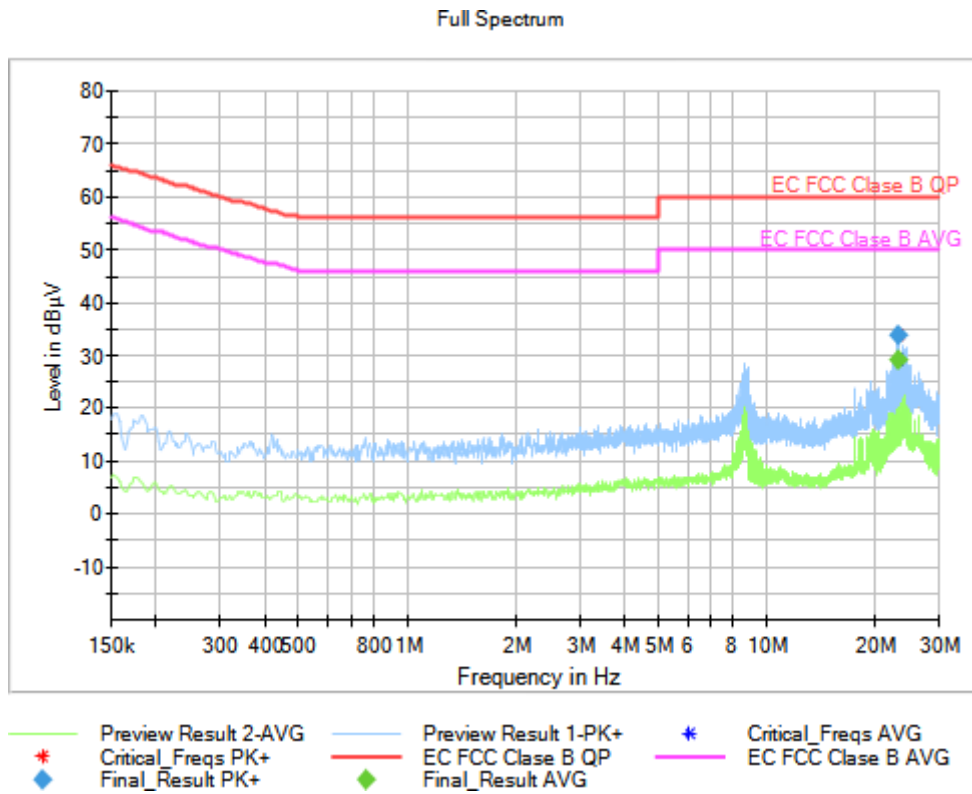
Frequency(MHz)	MaxPeak(dBµV)	Average(dBµV)
23.129250	---	30.50
23.129250	36.28	---

EMC Test Code = CE0117L1, Frequency Range MHz = [0.15, 30], Conducted Emissions - Tested Line = L1

Sample ID: S/01

Operation Mode: OM/17. EUT ON. Respirator activated. MS in traffic mode. LTE Cat. M1 Band 26. Power supply: 115Vac, 60Hz

Plots:



Tables:

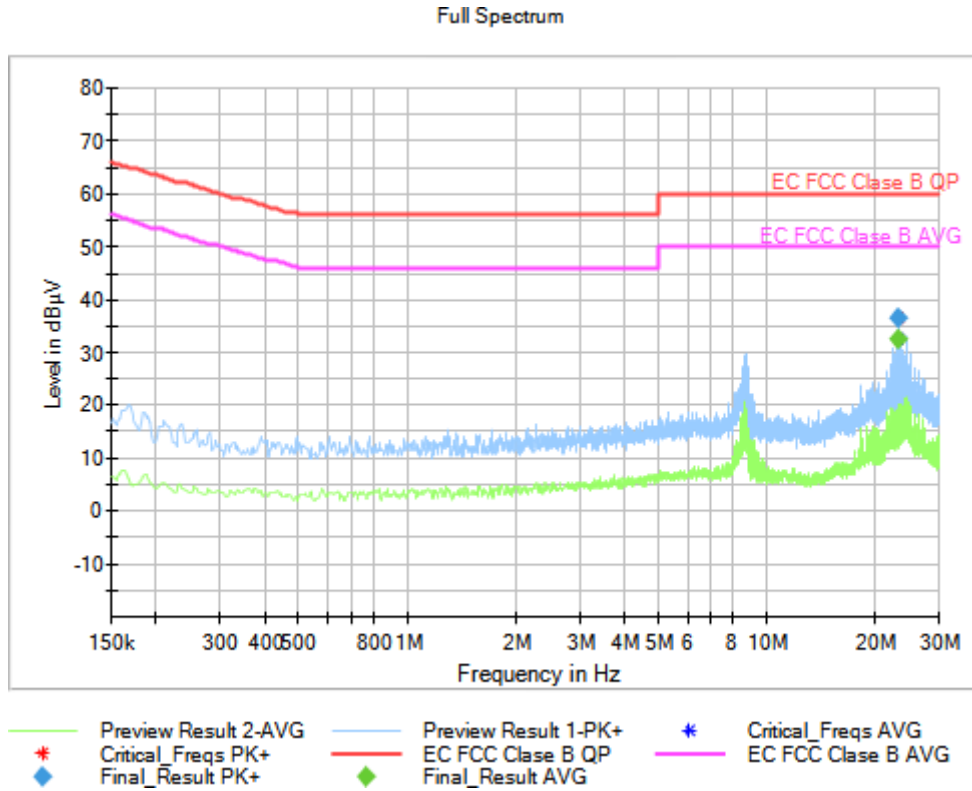
Frequency(MHz)	MaxPeak(dBµV)	Average(dBµV)
23.129250	---	29.10
23.129250	34.00	---

EMC Test Code = CE0118N, Frequency Range MHz = [0.15, 30], Conducted Emissions - Tested Line = N

Sample ID: S/01

Operation Mode: OM/18. EUT ON. Respirator activated. MS in traffic mode. LTE Cat. M1 Band 66. Power supply: 115Vac, 60Hz

Plots:



Tables:

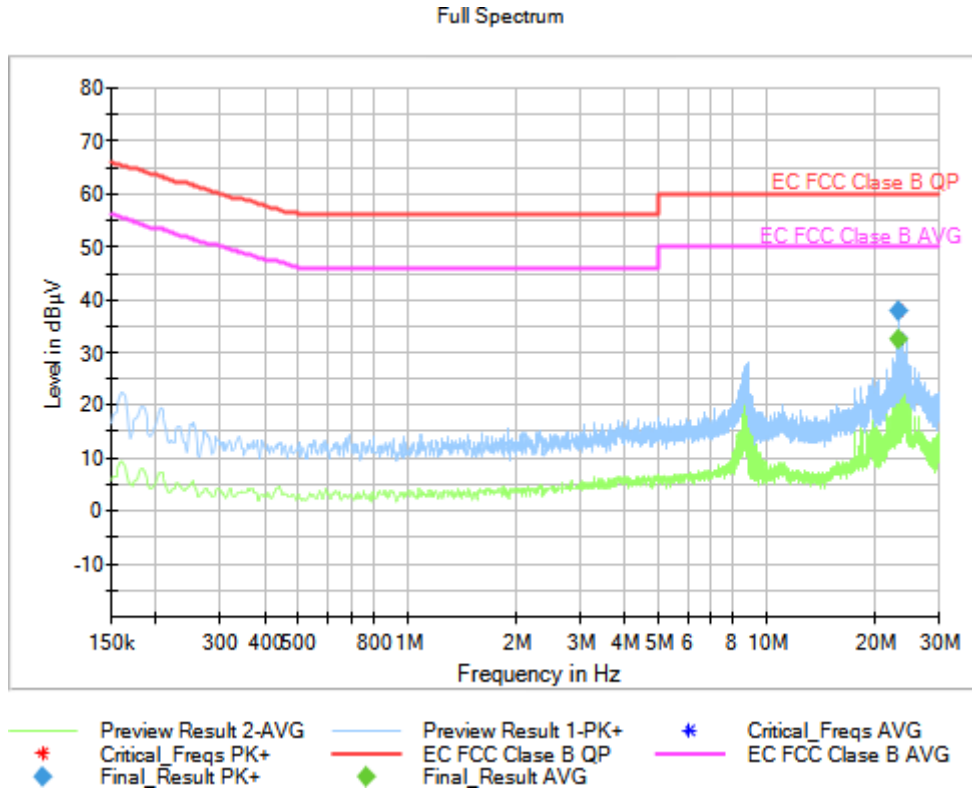
Frequency(MHz)	MaxPeak(dBµV)	Average(dBµV)
23.129250	---	32.43
23.129250	36.68	---

EMC Test Code = CE0118L1, Frequency Range MHz = [0.15, 30], Conducted Emissions - Tested Line = L1

Sample ID: S/01

Operation Mode: OM/18. EUT ON. Respirator activated. MS in traffic mode. LTE Cat. M1 Band 66. Power supply: 115Vac, 60Hz

Plots:



Tables:

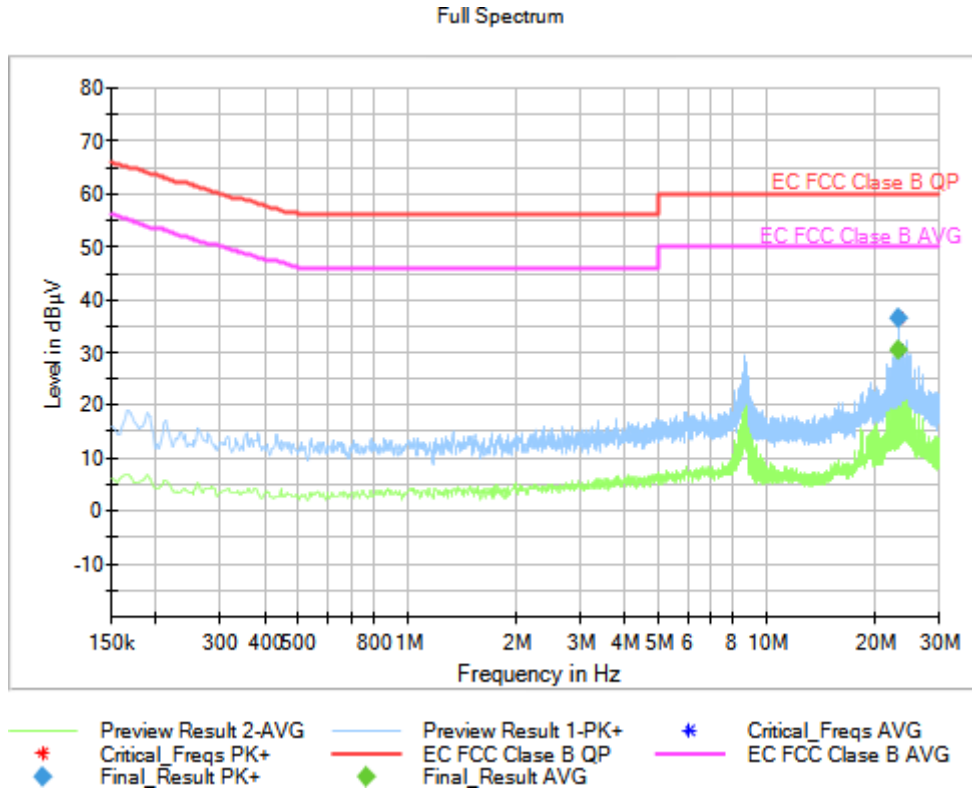
Frequency(MHz)	MaxPeak(dBµV)	Average(dBµV)
23.129250	---	32.65
23.129250	37.86	---

EMC Test Code = CE0119N, Frequency Range MHz = [0.15, 30], Conducted Emissions - Tested Line = N

Sample ID: S/01

Operation Mode: OM/19. EUT ON. Respirator activated. MS in traffic mode. LTE Cat. M1 Band 71. Power supply: 115Vac, 60Hz

Plots:



Tables:

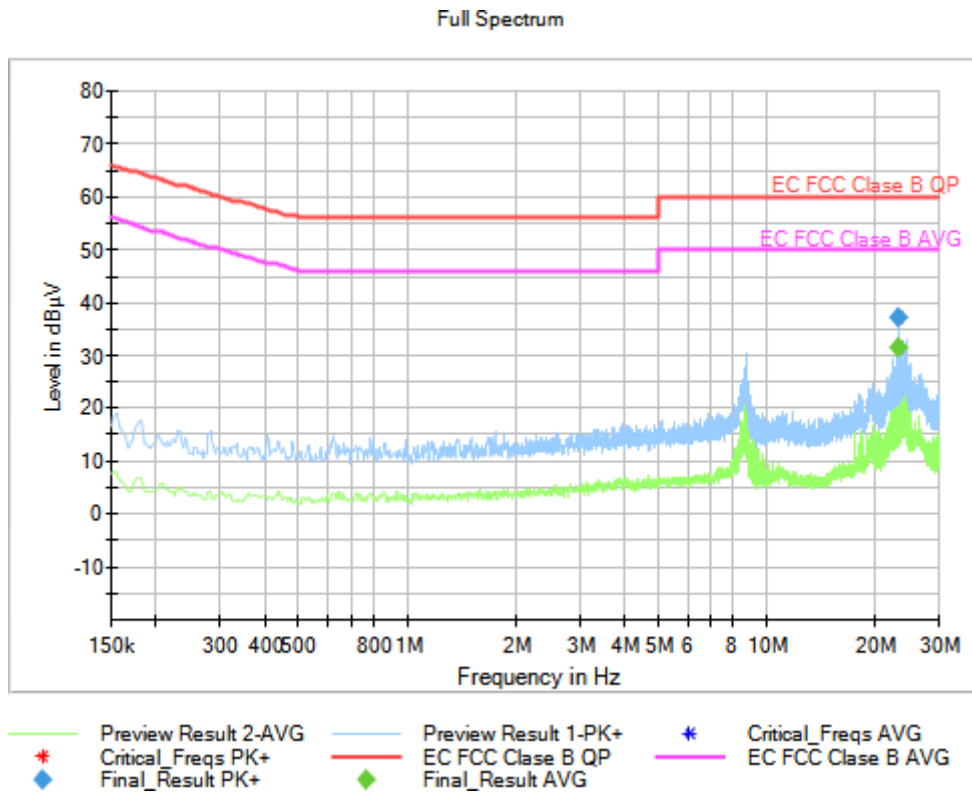
Frequency(MHz)	MaxPeak(dBµV)	Average(dBµV)
24.129250	---	30.66
24.129250	36.65	---

EMC Test Code = CE0119L1, Frequency Range MHz = [0.15, 30], Conducted Emissions - Tested Line = L1

Sample ID: S/01

Operation Mode: OM/19. EUT ON. Respirator activated. MS in traffic mode. LTE Cat. M1 Band 71. Power supply: 115Vac, 60Hz

Plots:



Tables:

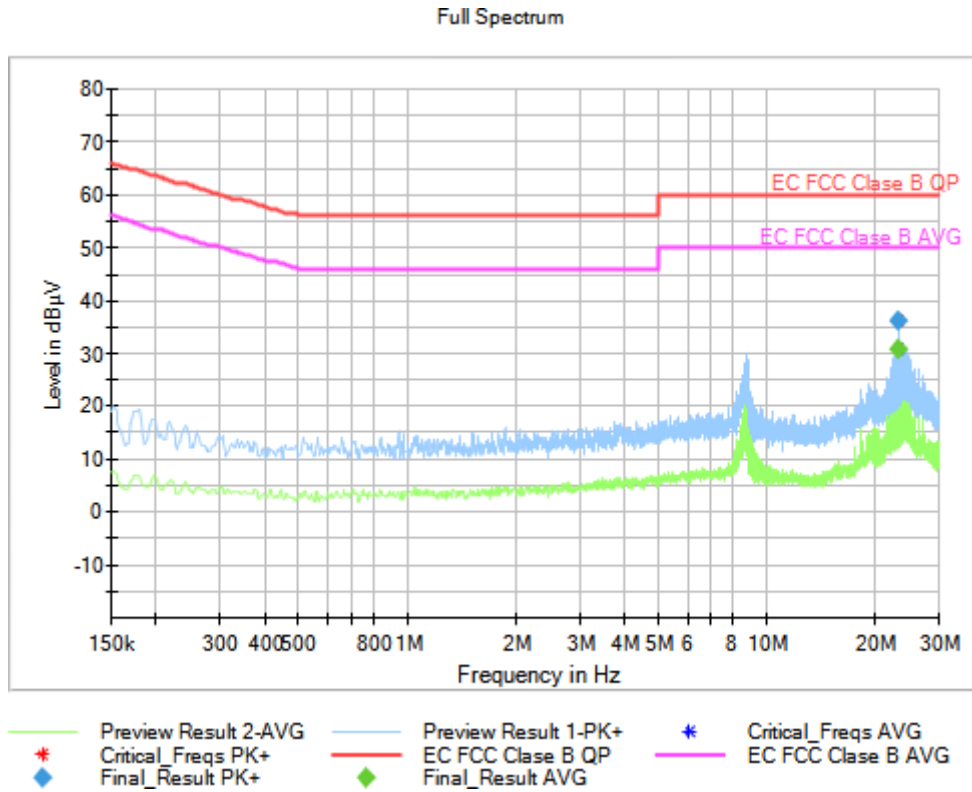
Frequency(MHz)	MaxPeak(dBµV)	Average(dBµV)
23.129250	---	31.59
23.129250	37.26	---

EMC Test Code = CE0120N, Frequency Range MHz = [0.15, 30], Conducted Emissions - Tested Line = N

Sample ID: S/01

Operation Mode: OM/20. EUT ON. Bluetooth in communication mode. Power supply: 115Vac, 60 Hz

Plots:



Tables:

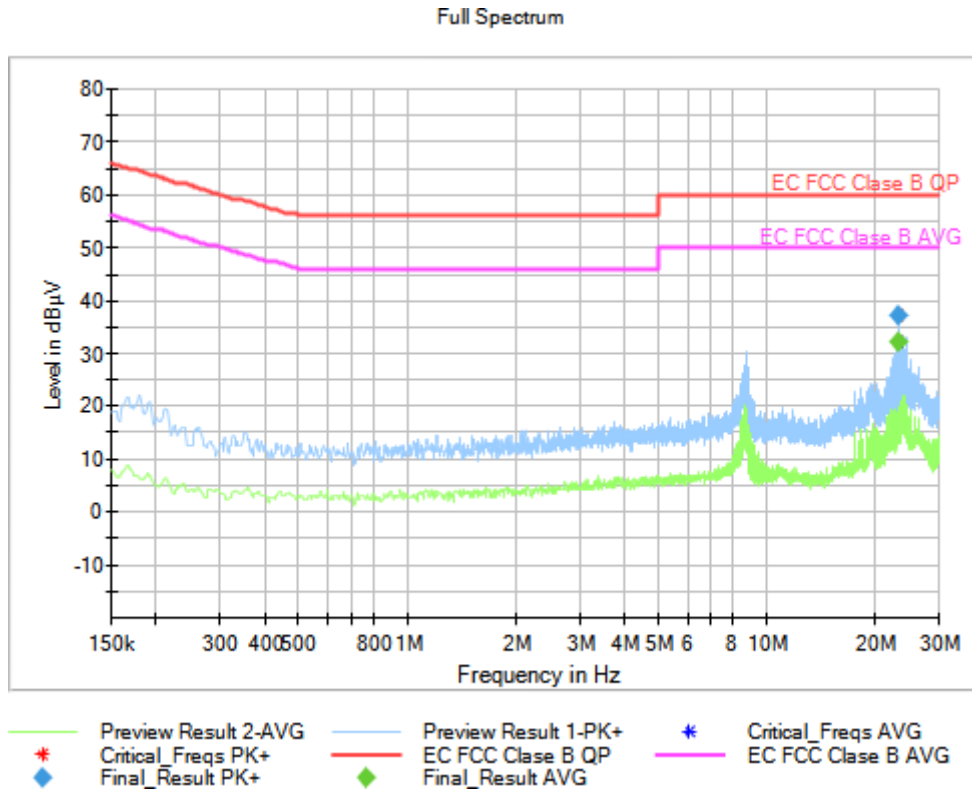
Frequency(MHz)	MaxPeak(dBµV)	Average(dBµV)
23.129250	---	30.97
23.129250	36.07	---

EMC Test Code = CE0120L1, Frequency Range MHz = [0.15, 30], Conducted Emissions - Tested Line = L1

Sample ID: S/01

Operation Mode: OM/20. EUT ON. Bluetooth in communication mode. Power supply: 115Vac, 60 Hz

Plots:



Tables:

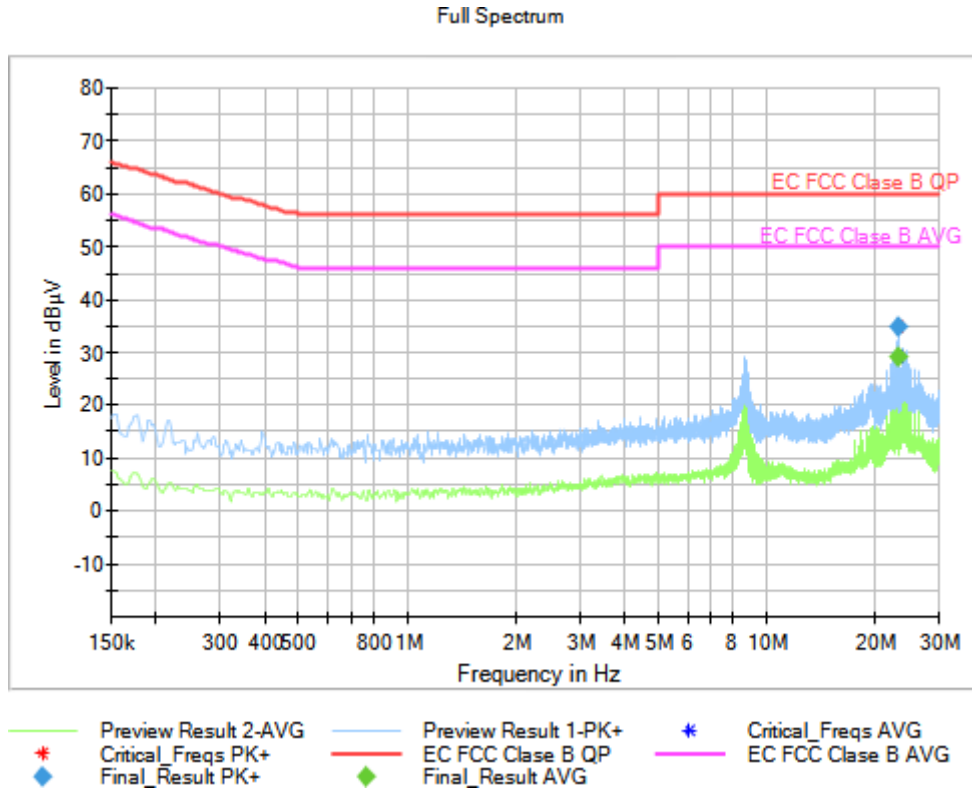
Frequency(MHz)	MaxPeak(dBµV)	Average(dBµV)
23.129250	---	32.14
23.129250	37.10	---

EMC Test Code = CE0121N, Frequency Range MHz = [0.15, 30], Conducted Emissions - Tested Line = N

Sample ID: S/01

Operation Mode: OM/21. EUT ON. Bluetooth in advertising mode. Respirator activated. Cellular searching network. Power supply: 115Vac, 400Hz

Plots:



Tables:

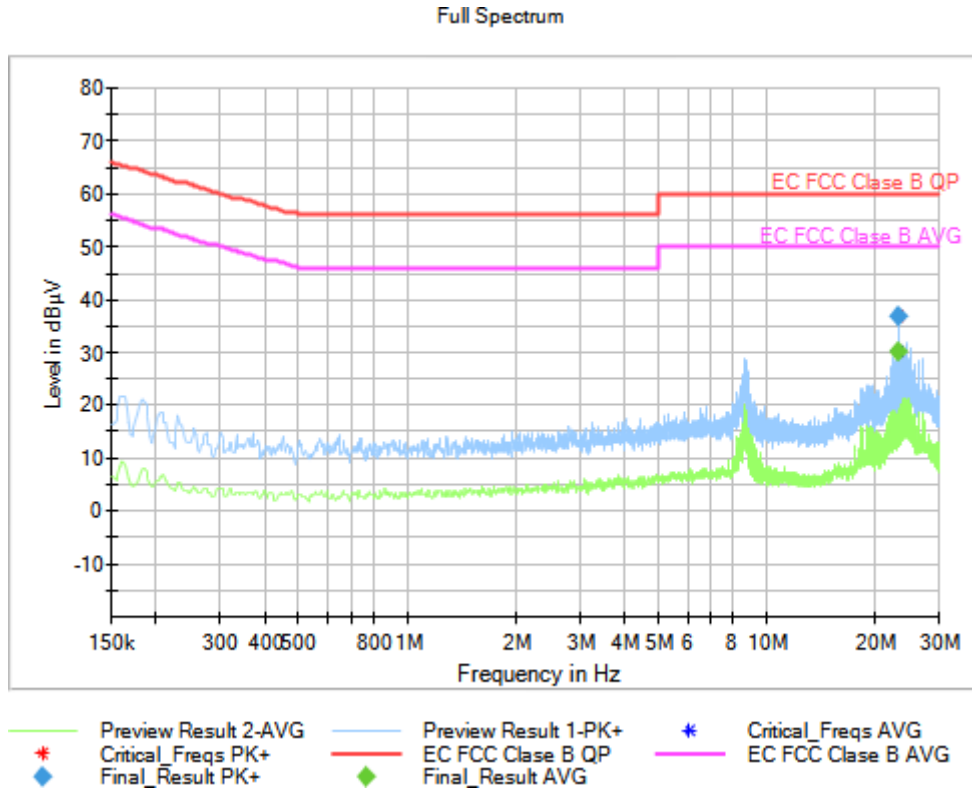
Frequency(MHz)	MaxPeak(dBµV)	Average(dBµV)
23.129250	---	29.09
23.129250	34.72	---

EMC Test Code = CE0121L1, Frequency Range MHz = [0.15, 30], Conducted Emissions - Tested Line = L1

Sample ID: S/01

Operation Mode: OM/21. EUT ON. Bluetooth in advertising mode. Respirator activated. Cellular searching network. Power supply: 115Vac, 400Hz

Plots:



Tables:

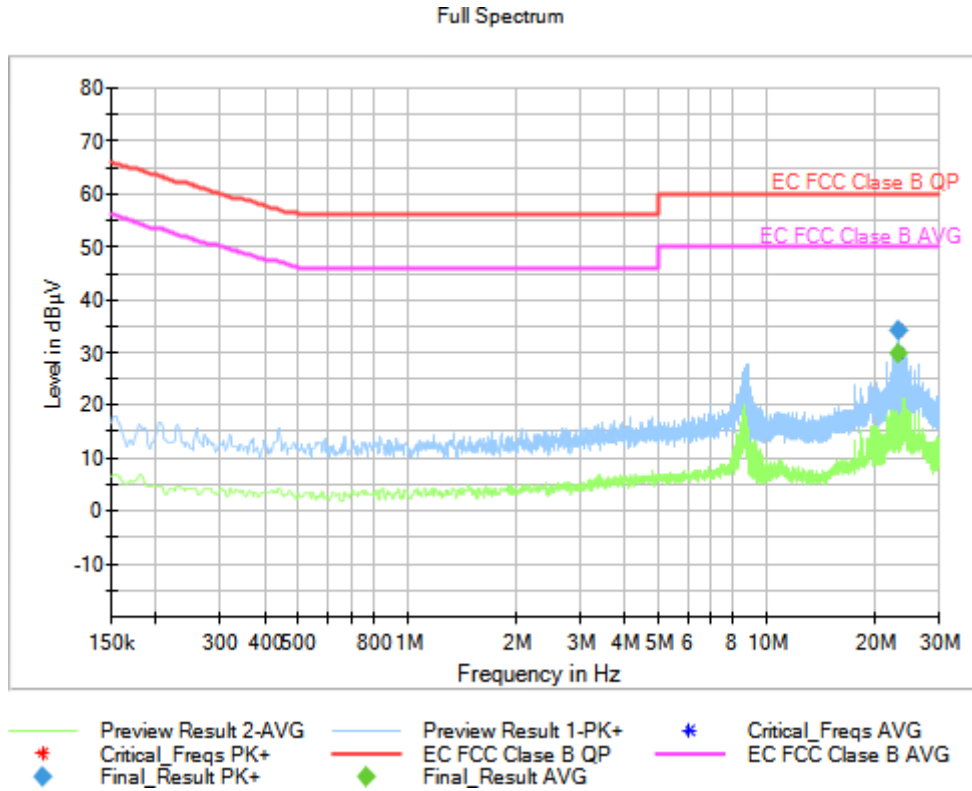
Frequency(MHz)	MaxPeak(dBµV)	Average(dBµV)
23.129250	---	30.22
23.129250	36.98	---

EMC Test Code = CE0122N, Frequency Range MHz = [0.15, 30], Conducted Emissions - Tested Line = N

Sample ID: S/01

Operation Mode: OM/22. EUT ON. Respirator activated. MS in IDLE mode. LTE Cat. M1 Band 2. Power supply: 115Vac, 400Hz

Plots:



Tables:

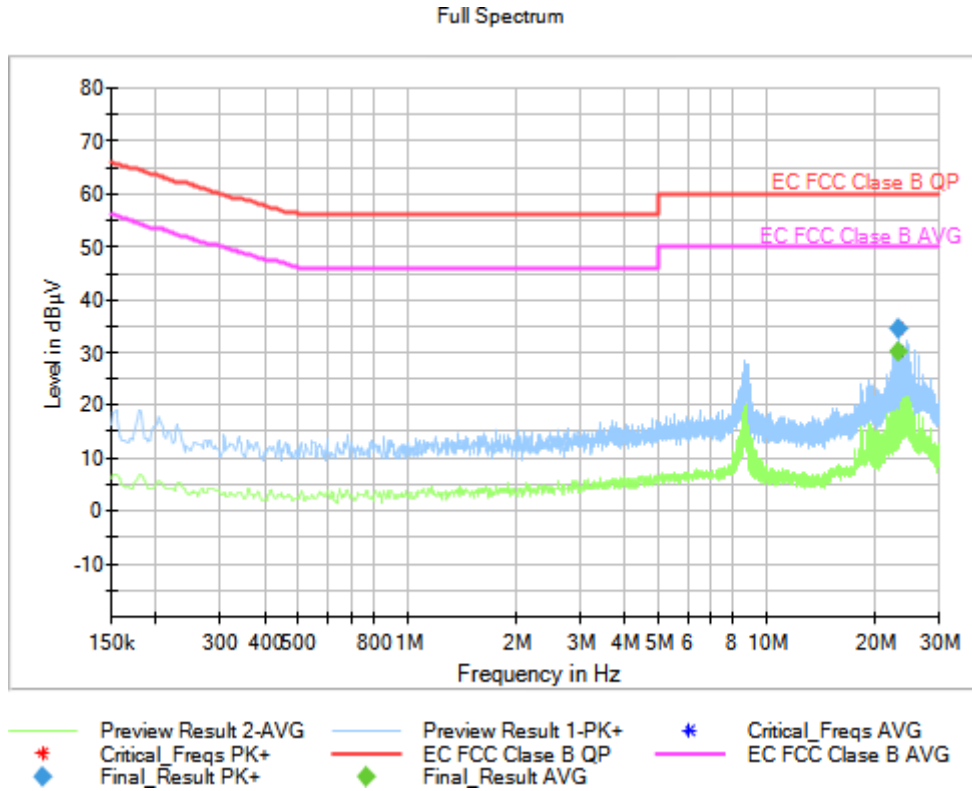
Frequency(MHz)	MaxPeak(dBµV)	Average(dBµV)
23.129250	---	29.72
23.129250	34.08	---

EMC Test Code = CE0122L1, Frequency Range MHz = [0.15, 30], Conducted Emissions - Tested Line = L1

Sample ID: S/01

Operation Mode: OM/22. EUT ON. Respirator activated. MS in IDLE mode. LTE Cat. M1 Band 2. Power supply: 115Vac, 400Hz

Plots:



Tables:

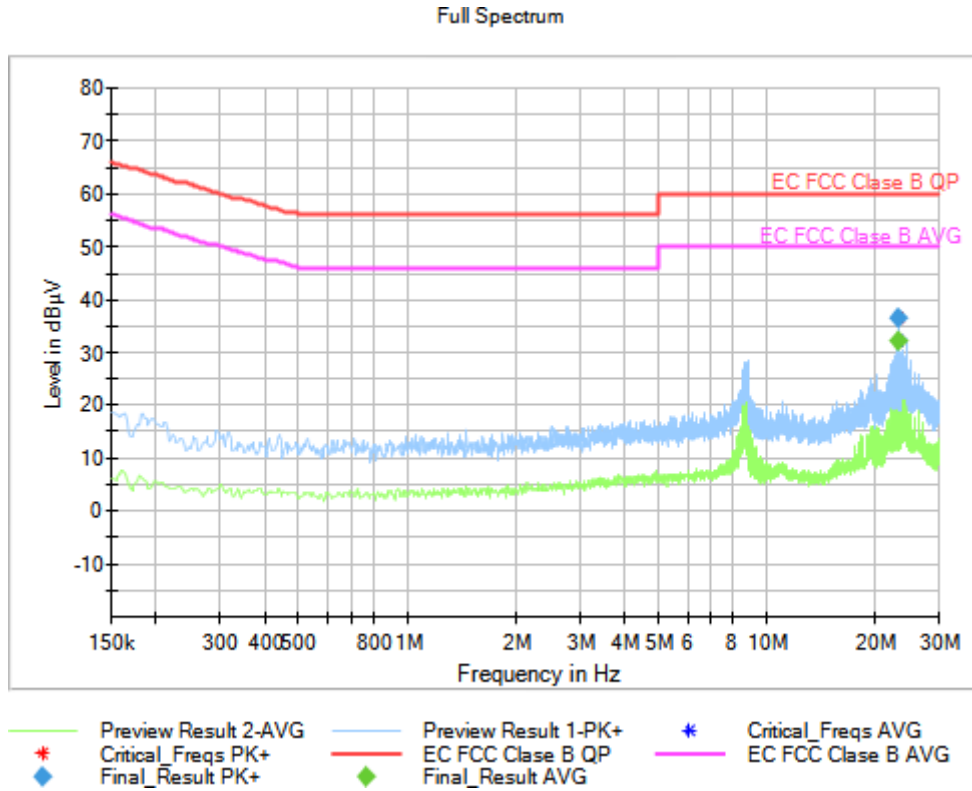
Frequency(MHz)	MaxPeak(dBµV)	Average(dBµV)
23.129250	---	30.18
23.129250	34.57	---

EMC Test Code = CE0123N, Frequency Range MHz = [0.15, 30], Conducted Emissions - Tested Line = N

Sample ID: S/01

Operation Mode: OM/23. EUT ON. Respirator activated. MS in IDLE mode. LTE Cat. M1 Band 4. Power supply: 115Vac, 400Hz

Plots:



Tables:

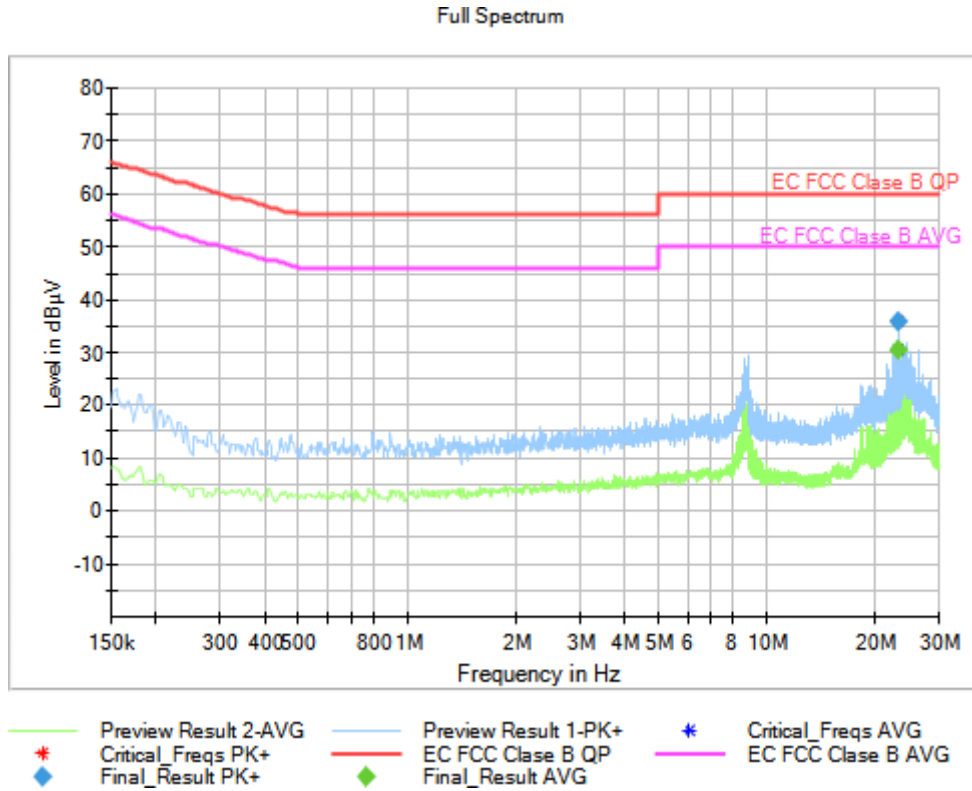
Frequency(MHz)	MaxPeak(dBµV)	Average(dBµV)
23.129250	---	32.22
23.129250	36.63	---

EMC Test Code = CE0123L1, Frequency Range MHz = [0.15, 30], Conducted Emissions - Tested Line = L1

Sample ID: S/01

Operation Mode: OM/23. EUT ON. Respirator activated. MS in IDLE mode. LTE Cat. M1 Band 4. Power supply: 115Vac, 400Hz

Plots:



Tables:

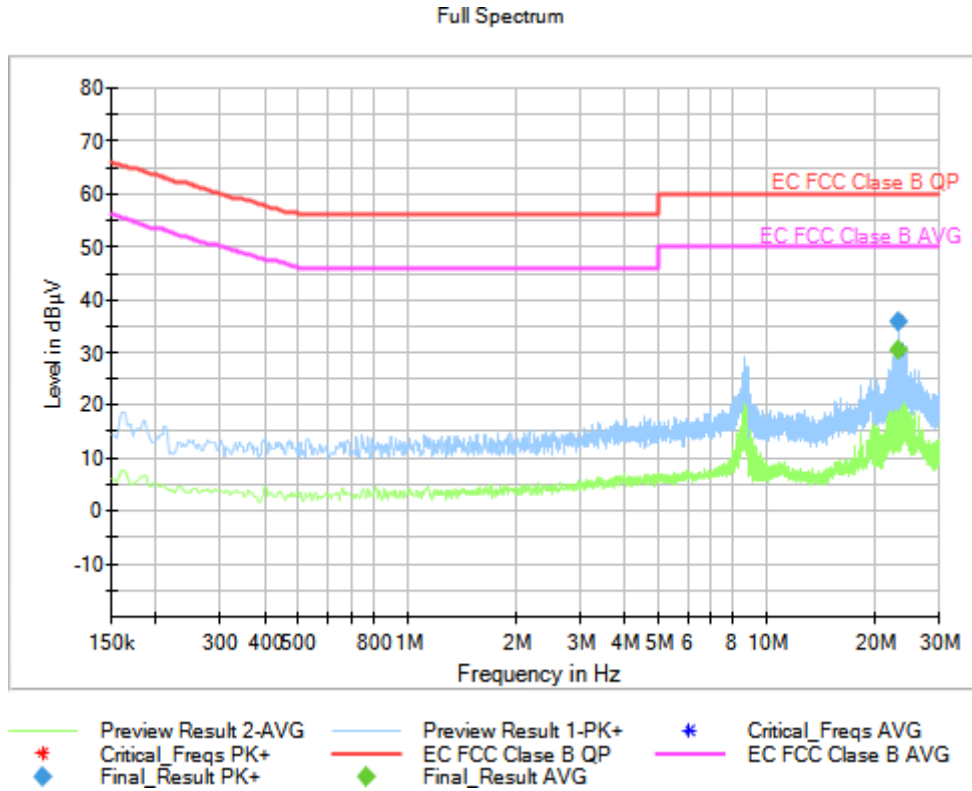
Frequency(MHz)	MaxPeak(dBµV)	Average(dBµV)
23.129250	---	30.57
23.129250	35.90	---

EMC Test Code = CE0124N, Frequency Range MHz = [0.15, 30], Conducted Emissions - Tested Line = N

Sample ID: S/01

Operation Mode: OM/24. EUT ON. Respirator activated. MS in IDLE mode. LTE Cat. M1 Band 5. Power supply: 115Vac, 400Hz

Plots:



Tables:

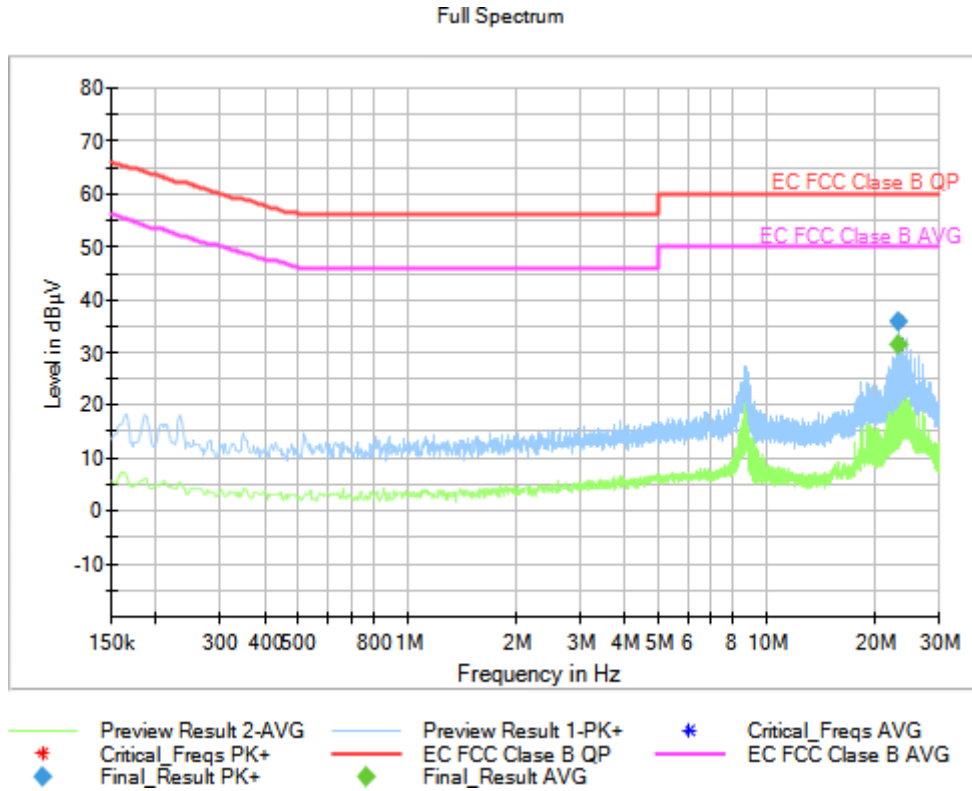
Frequency(MHz)	MaxPeak(dBµV)	Average(dBµV)
23.129250	---	30.48
23.129250	35.87	---

EMC Test Code = CE0124L1, Frequency Range MHz = [0.15, 30], Conducted Emissions - Tested Line = L1

Sample ID: S/01

Operation Mode: OM/24. EUT ON. Respirator activated. MS in IDLE mode. LTE Cat. M1 Band 5. Power supply: 115Vac, 400Hz

Plots:



Tables:

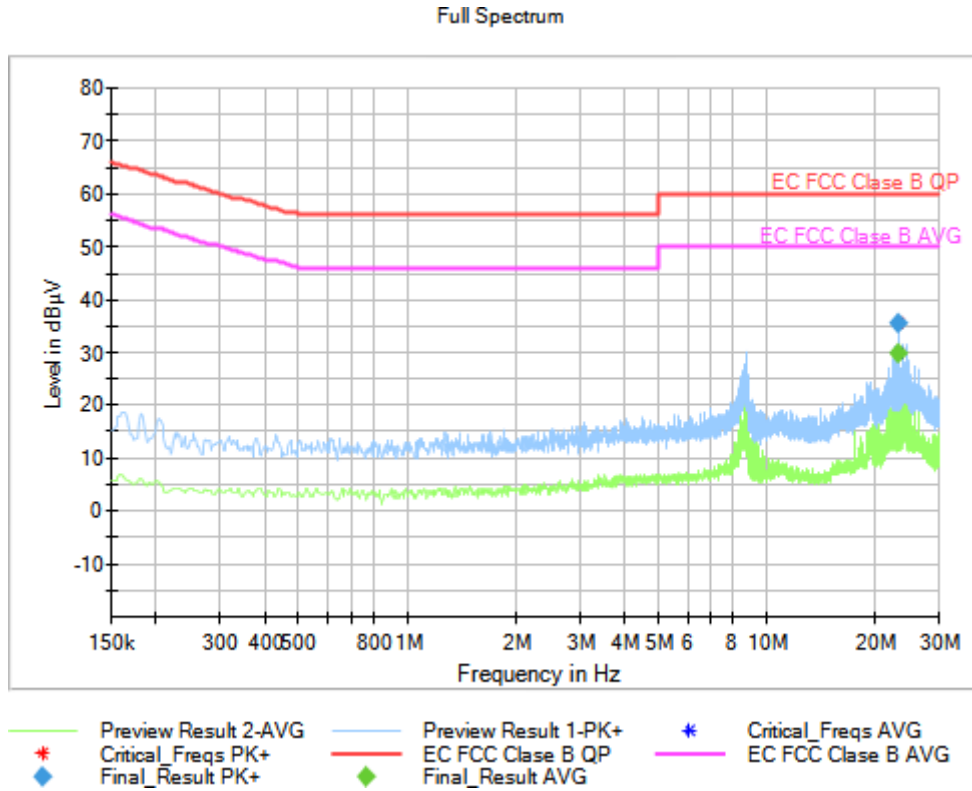
Frequency(MHz)	MaxPeak(dBµV)	Average(dBµV)
23.129250	---	31.59
23.129250	35.88	---

EMC Test Code = CE0125N, Frequency Range MHz = [0.15, 30], Conducted Emissions - Tested Line = N

Sample ID: S/01

Operation Mode: OM/25. EUT ON. Respirator activated. MS in IDLE mode. LTE Cat. M1 Band 12. Power supply: 115Vac, 400Hz

Plots:



Tables:

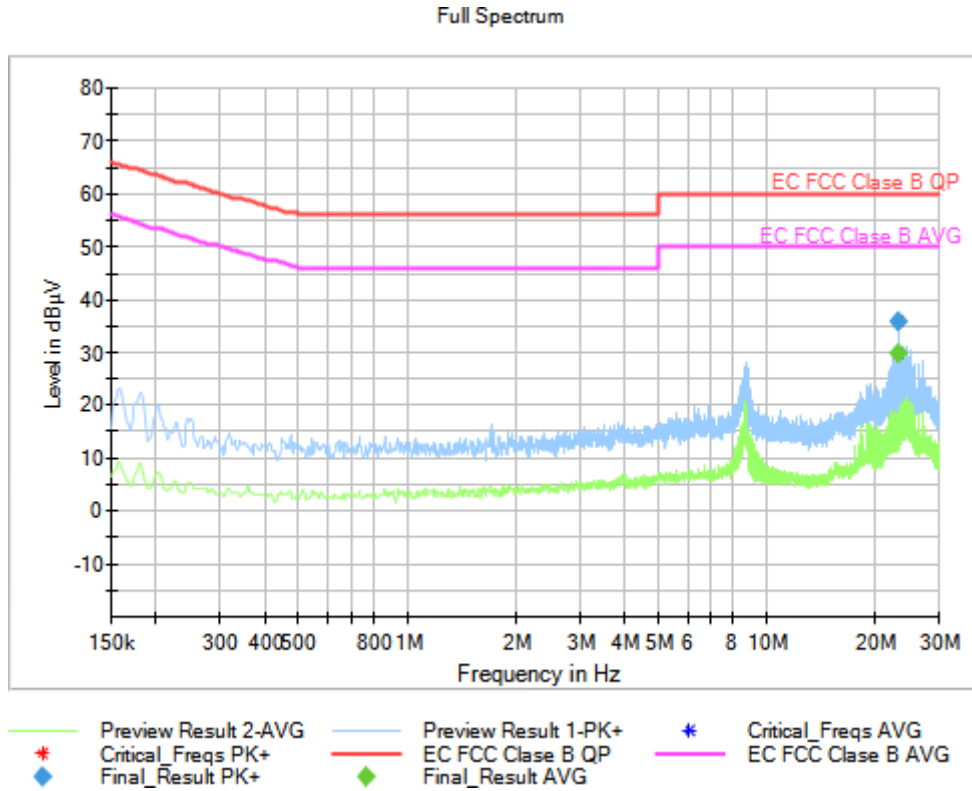
Frequency(MHz)	MaxPeak(dBµV)	Average(dBµV)
23.129250	---	29.80
23.129250	35.62	---

EMC Test Code = CE0125L1, Frequency Range MHz = [0.15, 30], Conducted Emissions - Tested Line = L1

Sample ID: S/01

Operation Mode: OM/25. EUT ON. Respirator activated. MS in IDLE mode. LTE Cat. M1 Band 12. Power supply: 115Vac, 400Hz

Plots:



Tables:

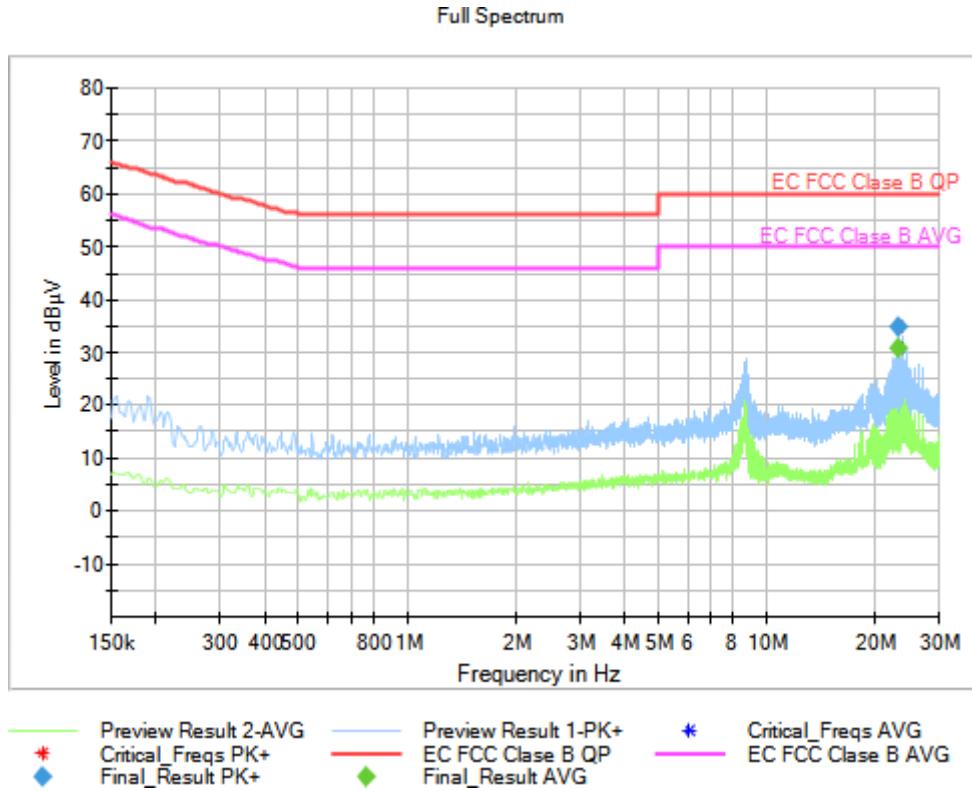
Frequency(MHz)	MaxPeak(dBµV)	Average(dBµV)
23.129250	---	29.84
23.129250	35.81	---

EMC Test Code = CE0126N, Frequency Range MHz = [0.15, 30], Conducted Emissions - Tested Line = N

Sample ID: S/01

Operation Mode: OM/26. EUT ON. Respirator activated. MS in IDLE mode. LTE Cat. M1 Band 13. Power supply: 115Vac, 400Hz

Plots:



Tables:

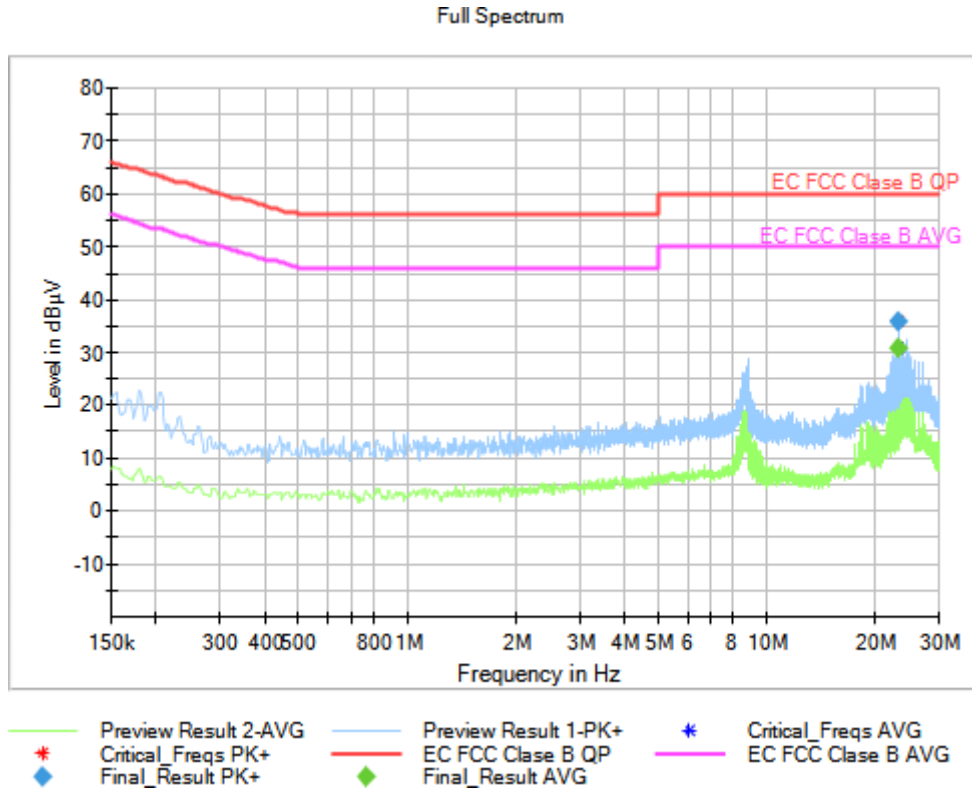
Frequency(MHz)	MaxPeak(dBµV)	Average(dBµV)
23.129250	---	30.83
23.129250	34.92	---

EMC Test Code = CE0126L1, Frequency Range MHz = [0.15, 30], Conducted Emissions - Tested Line = L1

Sample ID: S/01

Operation Mode: OM/26. EUT ON. Respirator activated. MS in IDLE mode. LTE Cat. M1 Band 13. Power supply: 115Vac, 400Hz

Plots:



Tables:

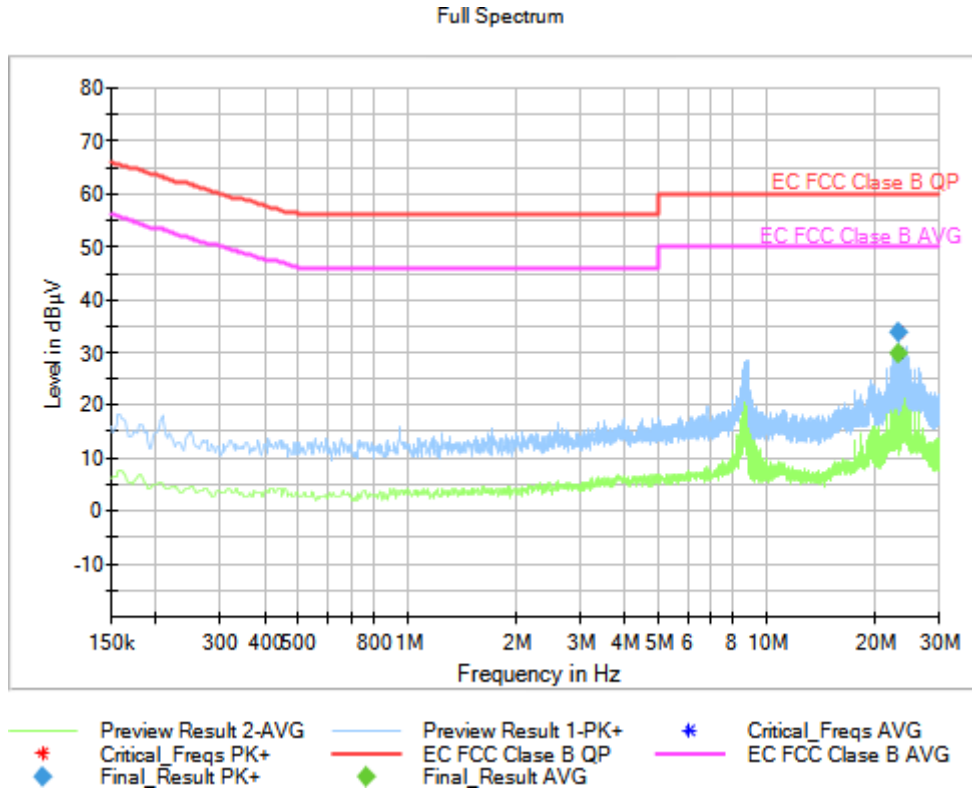
Frequency(MHz)	MaxPeak(dBµV)	Average(dBµV)
23.129250	---	30.79
23.129250	35.73	---

EMC Test Code = CE0127N, Frequency Range MHz = [0.15, 30], Conducted Emissions - Tested Line = N

Sample ID: S/01

Operation Mode: OM/27. EUT ON. Respirator activated. MS in IDLE mode. LTE Cat. M1 Band 25. Power supply: 115Vac, 400Hz

Plots:



Tables:

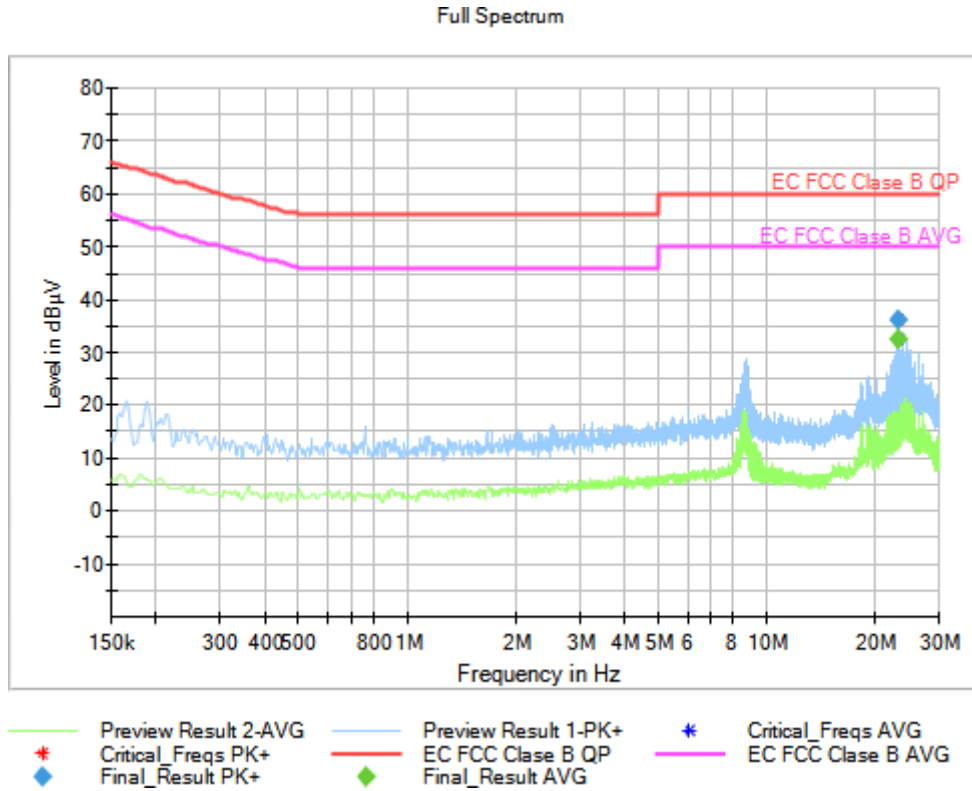
Frequency(MHz)	MaxPeak(dBµV)	Average(dBµV)
23.068500	---	29.84
23.129250	33.93	---

EMC Test Code = CE0127L1, Frequency Range MHz = [0.15, 30], Conducted Emissions - Tested Line = L1

Sample ID: S/01

Operation Mode: OM/27. EUT ON. Respirator activated. MS in IDLE mode. LTE Cat. M1 Band 25. Power supply: 115Vac, 400Hz

Plots:



Tables:

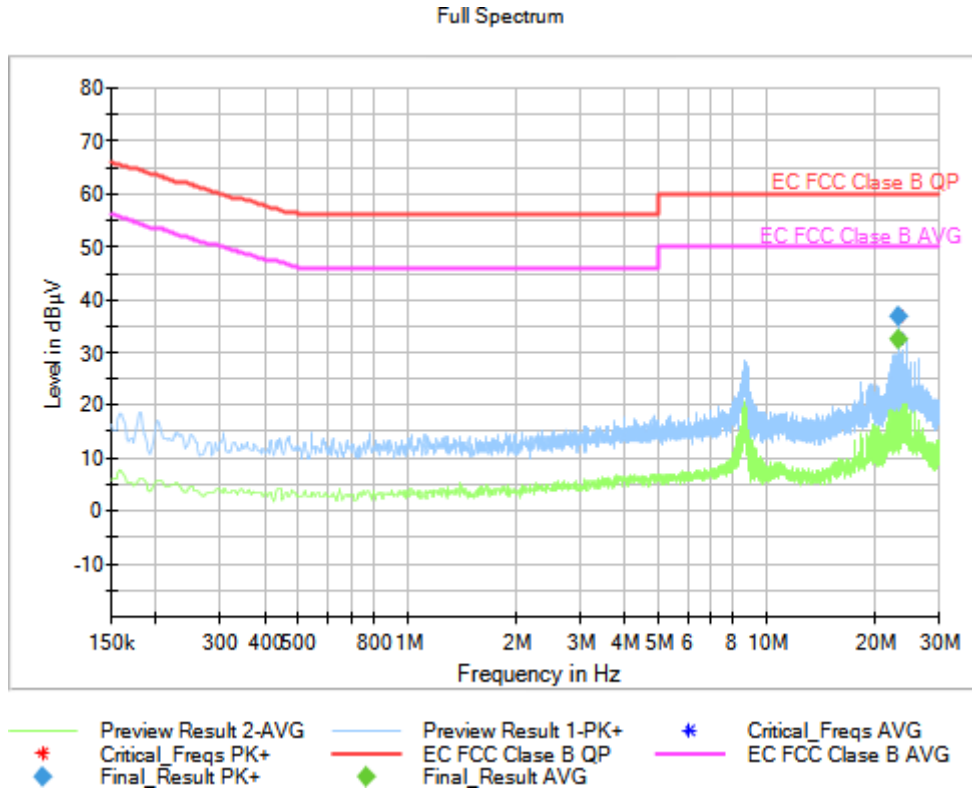
Frequency(MHz)	MaxPeak(dBµV)	Average(dBµV)
23.129250	---	32.35
23.129250	36.20	---

EMC Test Code = CE0128N, Frequency Range MHz = [0.15, 30], Conducted Emissions - Tested Line = N

Sample ID: S/01

Operation Mode: OM/28. EUT ON. Respirator activated. MS in IDLE mode. LTE Cat. M1 Band 26. Power supply: 115Vac, 400Hz

Plots:



Tables:

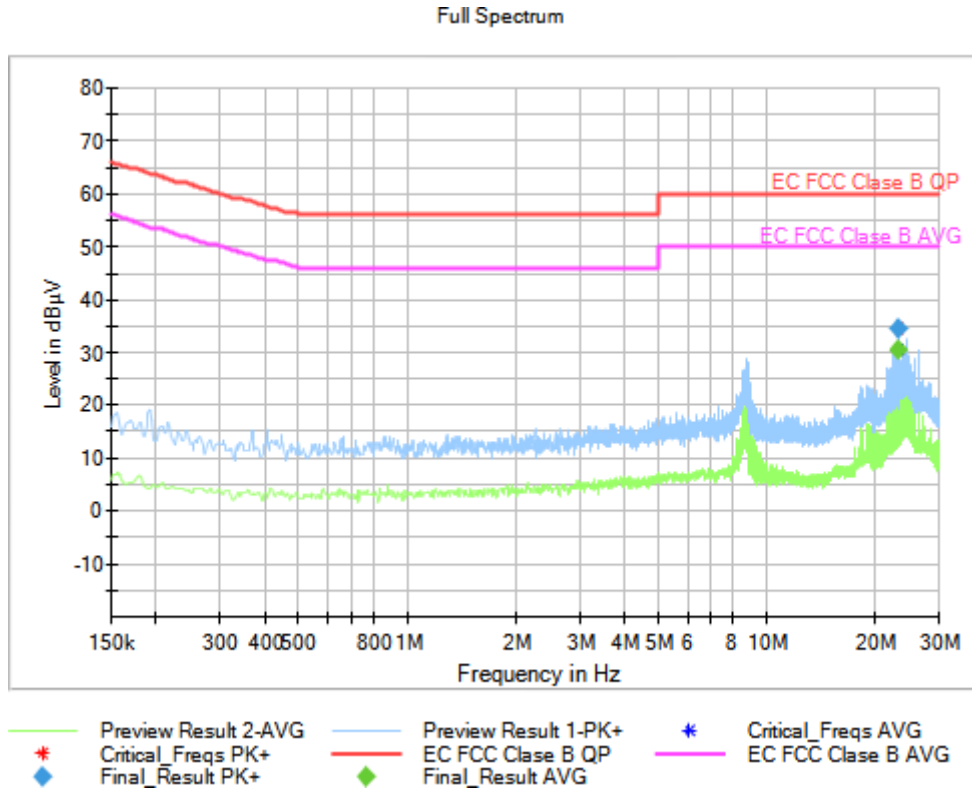
Frequency(MHz)	MaxPeak(dBµV)	Average(dBµV)
23.129250	---	32.49
23.129250	36.92	---

EMC Test Code = CE0128L1, Frequency Range MHz = [0.15, 30], Conducted Emissions - Tested Line = L1

Sample ID: S/01

Operation Mode: OM/28. EUT ON. Respirator activated. MS in IDLE mode. LTE Cat. M1 Band 26. Power supply: 115Vac, 400Hz

Plots:



Tables:

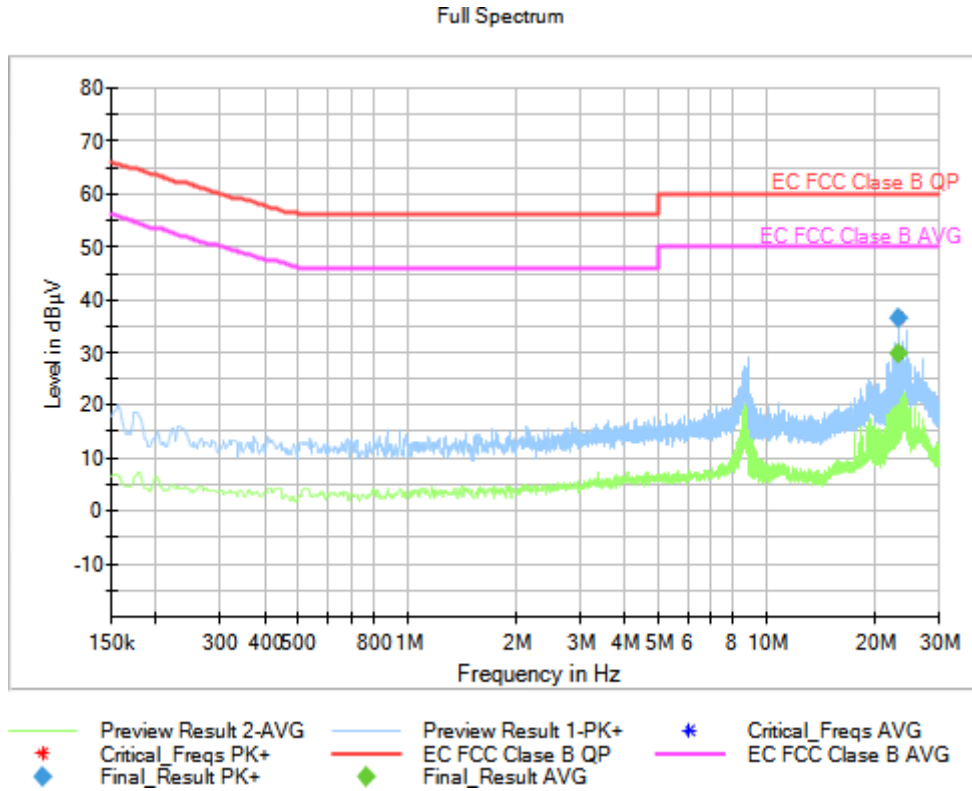
Frequency(MHz)	MaxPeak(dBµV)	Average(dBµV)
23.129250	---	30.35
23.129250	34.54	---

EMC Test Code = CE0129N, Frequency Range MHz = [0.15, 30], Conducted Emissions - Tested Line = N

Sample ID: S/01

Operation Mode: OM/29. EUT ON. Respirator activated. MS in IDLE mode. LTE Cat. M1 Band 66. Power supply: 115Vac, 400Hz

Plots:



Tables:

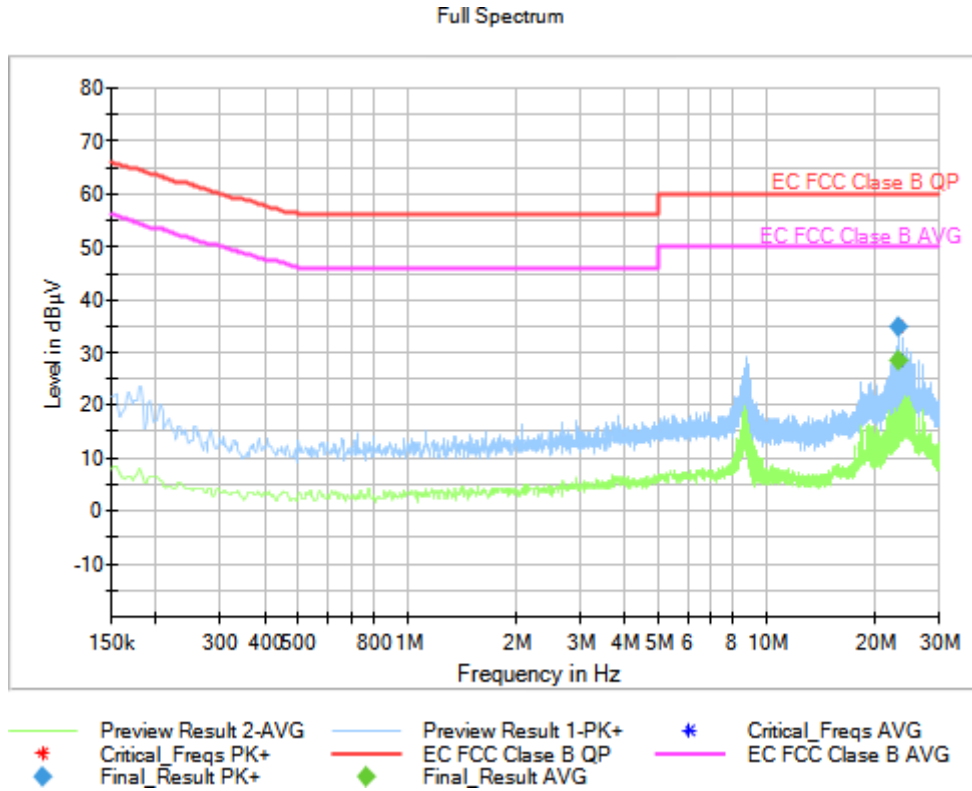
Frequency(MHz)	MaxPeak(dBµV)	Average(dBµV)
23.129250	---	29.96
23.129250	36.39	---

EMC Test Code = CE0129L1, Frequency Range MHz = [0.15, 30], Conducted Emissions - Tested Line = L1

Sample ID: S/01

Operation Mode: OM/29. EUT ON. Respirator activated. MS in IDLE mode. LTE Cat. M1 Band 66. Power supply: 115Vac, 400Hz

Plots:



Tables:

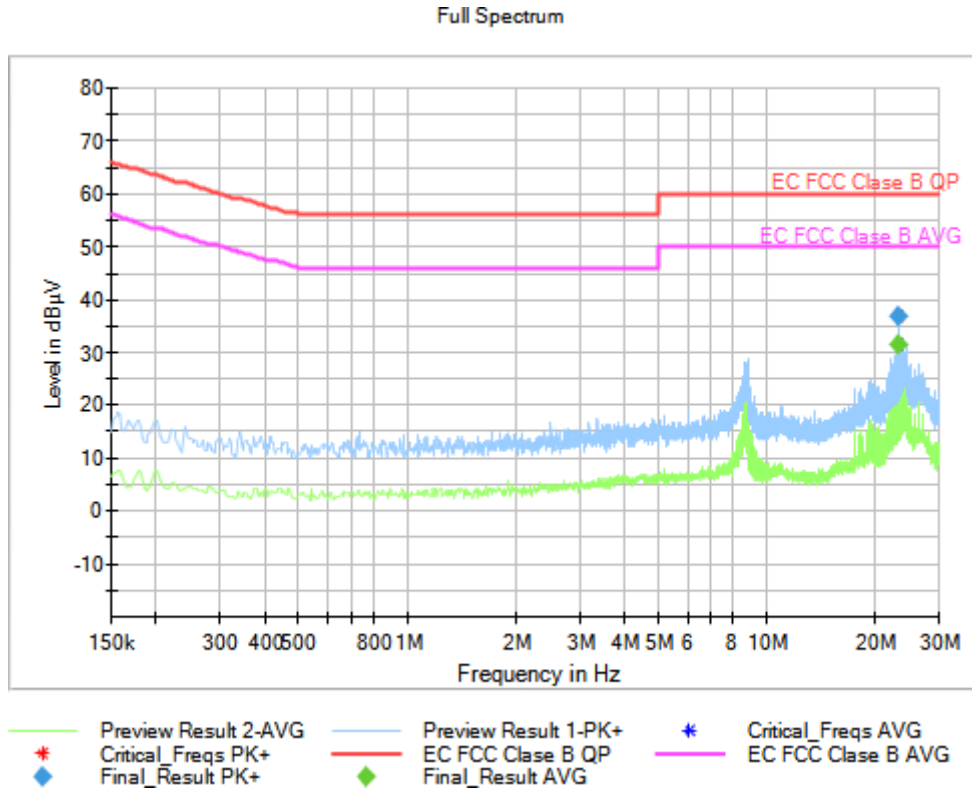
Frequency(MHz)	MaxPeak(dBµV)	Average(dBµV)
23.129250	---	28.38
23.129250	34.76	---

EMC Test Code = CE0130N, Frequency Range MHz = [0.15, 30], Conducted Emissions - Tested Line = N

Sample ID: S/01

Operation Mode: OM/30. EUT ON. Respirator activated. MS in IDLE mode. LTE Cat. M1 Band 71. Power supply: 115Vac, 400Hz

Plots:



Tables:

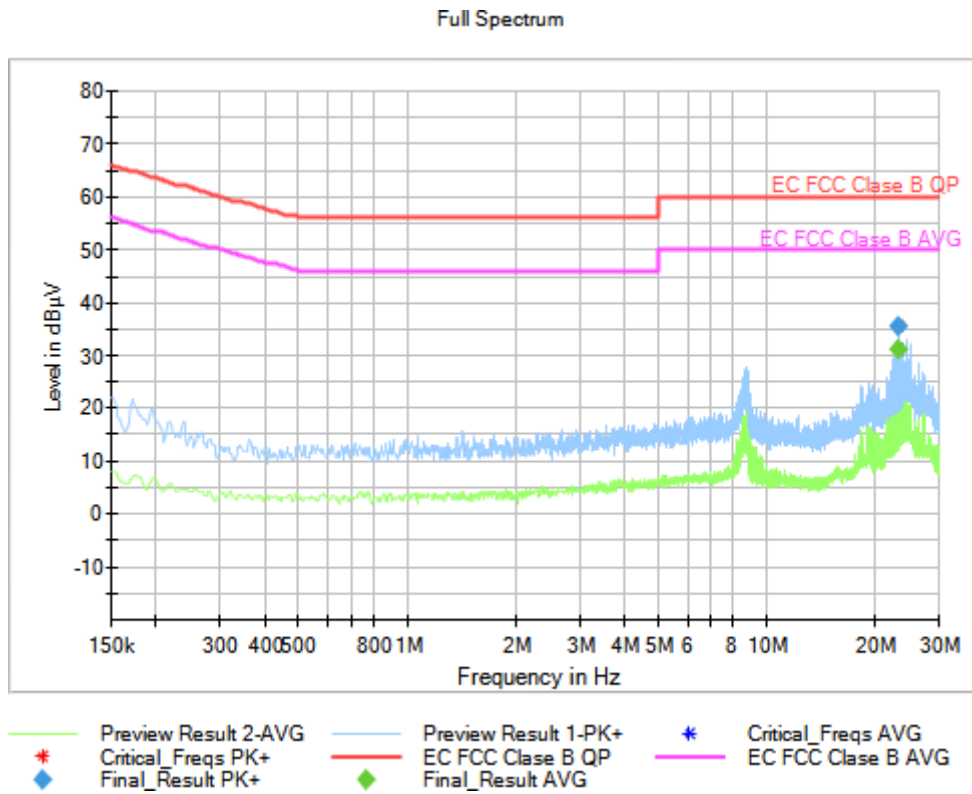
Frequency(MHz)	MaxPeak(dBµV)	Average(dBµV)
23.129250	---	31.50
23.129250	36.76	---

EMC Test Code = CE0130L1, Frequency Range MHz = [0.15, 30], Conducted Emissions - Tested Line = L1

Sample ID: S/01

Operation Mode: OM/30. EUT ON. Respirator activated. MS in IDLE mode. LTE Cat. M1 Band 71. Power supply: 115Vac, 400Hz

Plots:



Tables:

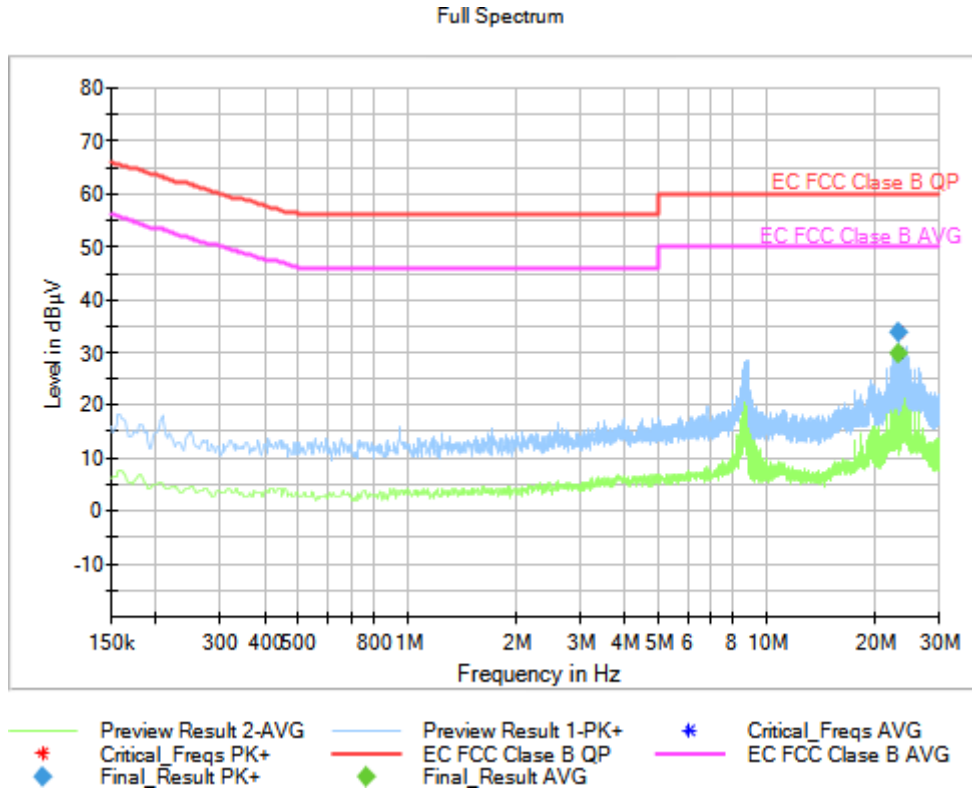
Frequency(MHz)	MaxPeak(dBµV)	Average(dBµV)
23.129250	---	31.28
23.129250	35.56	---

EMC Test Code = CE0131N, Frequency Range MHz = [0.15, 30], Conducted Emissions - Tested Line = N

Sample ID: S/01

Operation Mode: OM/31. EUT ON. Respirator activated. MS in traffic mode. LTE Cat. M1 Band 2. Power supply: 115Vac, 400Hz

Plots:



Tables:

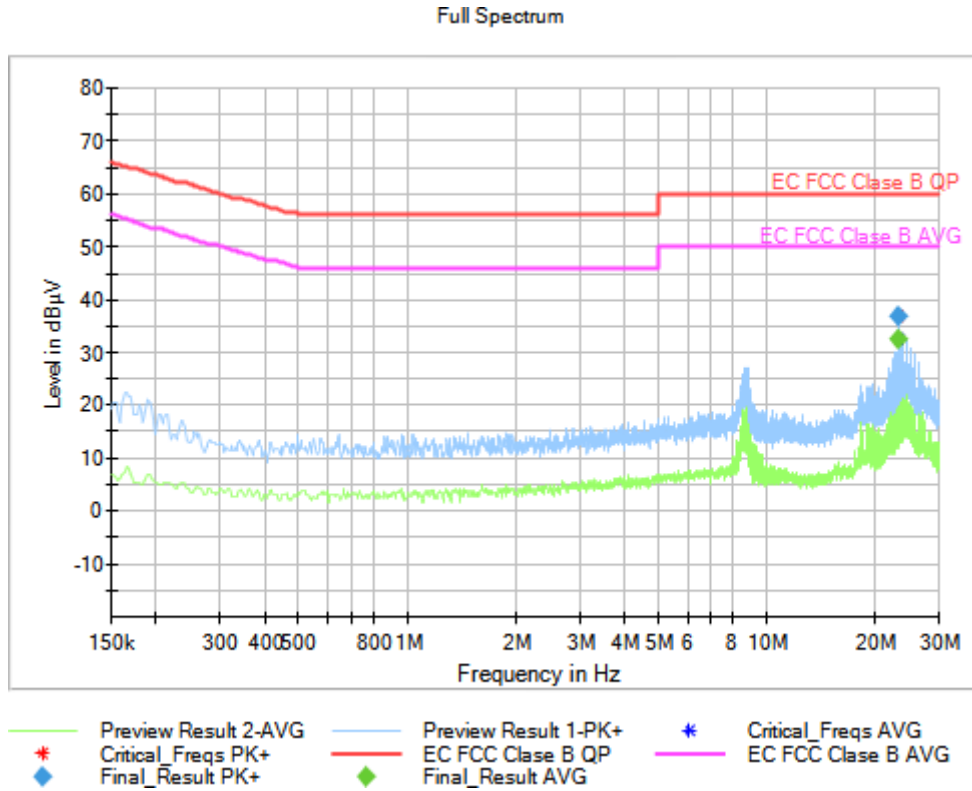
Frequency(MHz)	MaxPeak(dBµV)	Average(dBµV)
23.068500	---	29.84
23.129250	33.93	---

EMC Test Code = CE0131L1, Frequency Range MHz = [0.15, 30], Conducted Emissions - Tested Line = L1

Sample ID: S/01

Operation Mode: OM/31. EUT ON. Respirator activated. MS in traffic mode. LTE Cat. M1 Band 2. Power supply: 115Vac, 400Hz

Plots:



Tables:

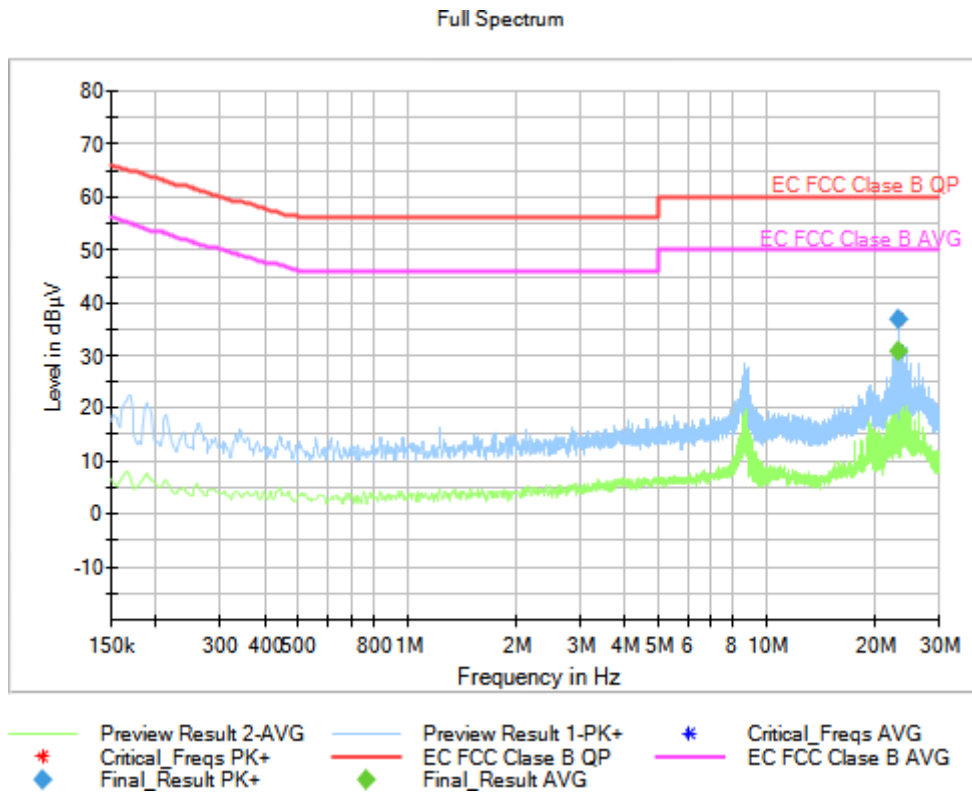
Frequency(MHz)	MaxPeak(dBµV)	Average(dBµV)
23.129250	---	32.35
23.129250	36.76	---

EMC Test Code = CE0132N, Frequency Range MHz = [0.15, 30], Conducted Emissions - Tested Line = N

Sample ID: S/01

Operation Mode: OM/32. EUT ON. Respirator activated. MS in traffic mode. LTE Cat. M1 Band 4. Power supply: 115Vac, 400Hz

Plots:



Tables:

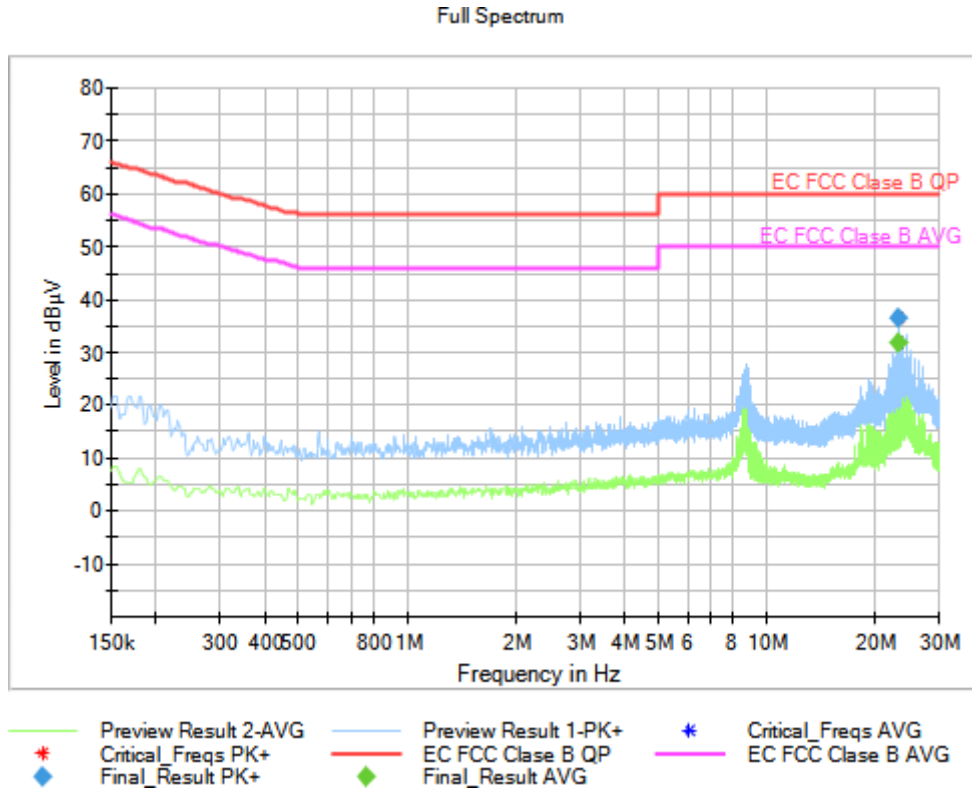
Frequency(MHz)	MaxPeak(dBµV)	Average(dBµV)
23.129250	---	30.80
23.129250	36.75	---

EMC Test Code = CE0132L1, Frequency Range MHz = [0.15, 30], Conducted Emissions - Tested Line = L1

Sample ID: S/01

Operation Mode: OM/32. EUT ON. Respirator activated. MS in traffic mode. LTE Cat. M1 Band 4. Power supply: 115Vac, 400Hz

Plots:



Tables:

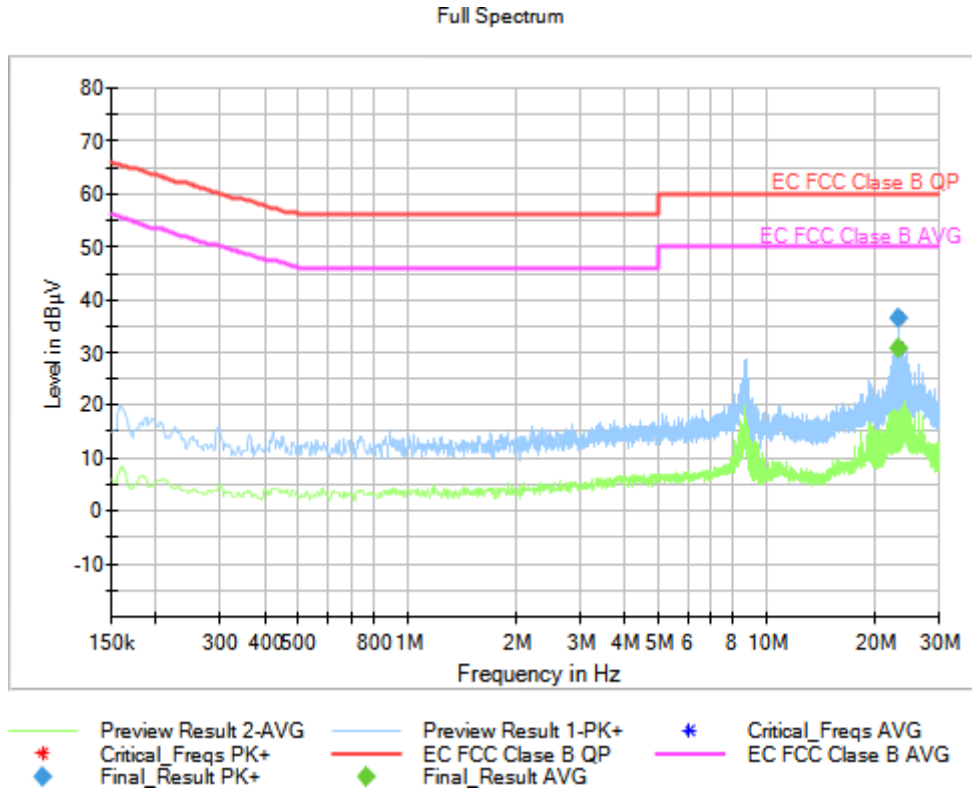
Frequency(MHz)	MaxPeak(dBµV)	Average(dBµV)
23.129250	---	31.76
23.129250	36.55	---

EMC Test Code = CE0133N, Frequency Range MHz = [0.15, 30], Conducted Emissions - Tested Line = N

Sample ID: S/01

Operation Mode: OM/33. EUT ON. Respirator activated. MS in traffic mode. LTE Cat. M1 Band 5. Power supply: 115Vac, 400Hz

Plots:



Tables:

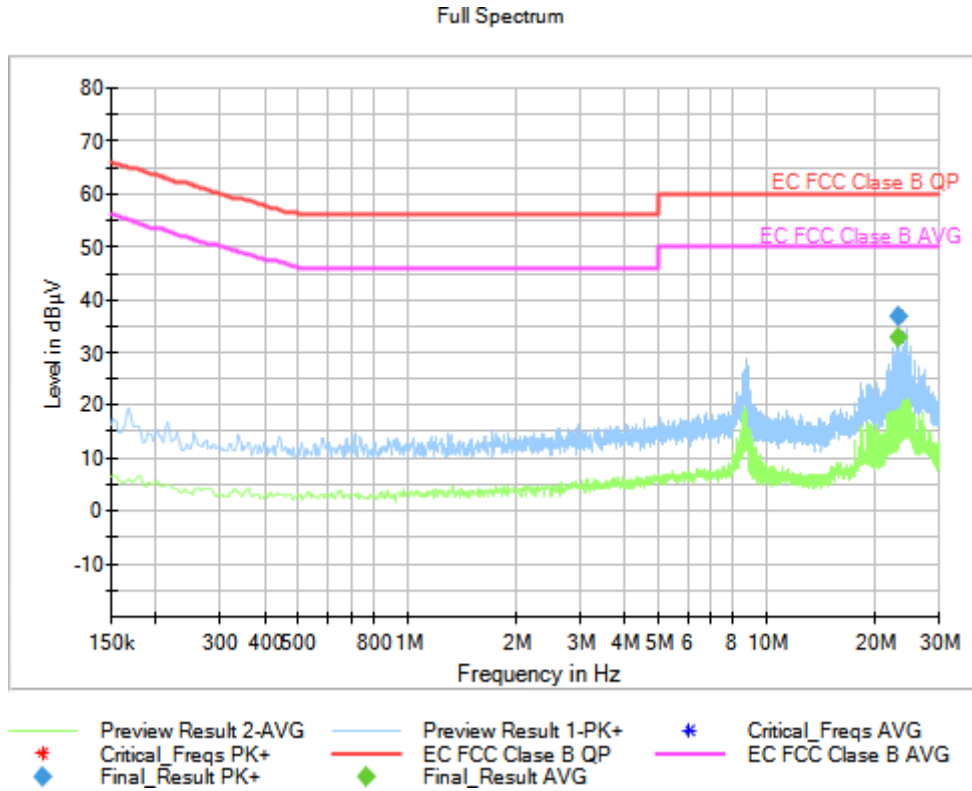
Frequency(MHz)	MaxPeak(dBµV)	Average(dBµV)
23.129250	---	30.90
23.129250	36.36	---

EMC Test Code = CE0133L1, Frequency Range MHz = [0.15, 30], Conducted Emissions - Tested Line = L1

Sample ID: S/01

Operation Mode: OM/33. EUT ON. Respirator activated. MS in traffic mode. LTE Cat. M1 Band 5. Power supply: 115Vac, 400Hz

Plots:



Tables:

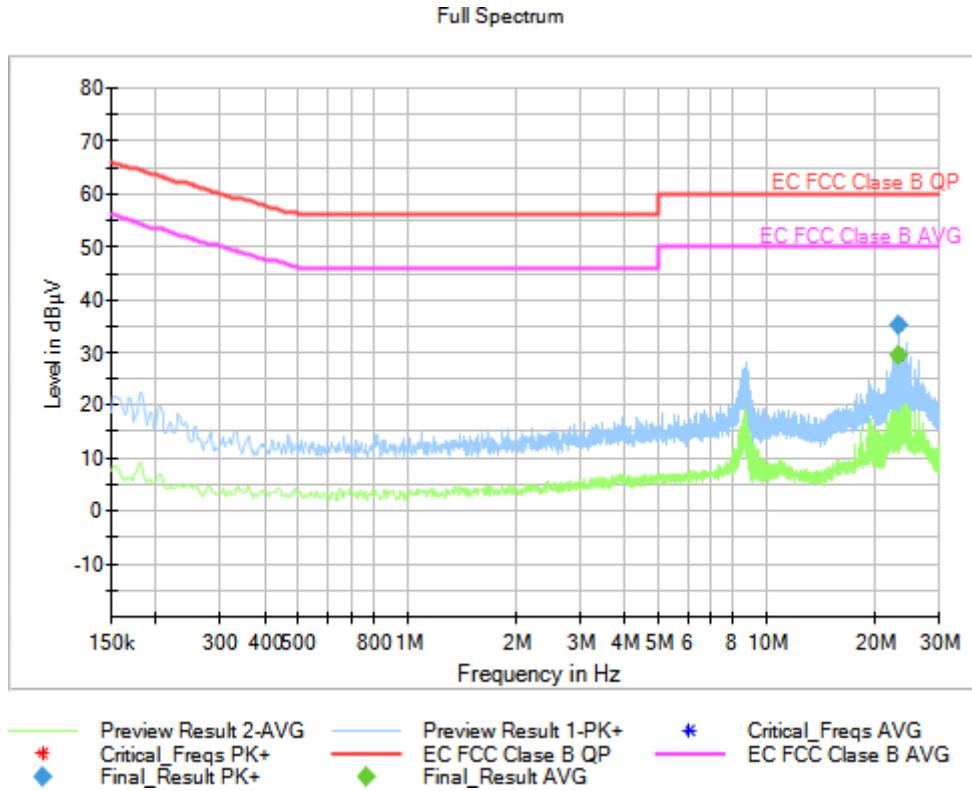
Frequency(MHz)	MaxPeak(dBµV)	Average(dBµV)
23.129250	---	32.90
23.129250	36.69	---

EMC Test Code = CE0134N, Frequency Range MHz = [0.15, 30], Conducted Emissions - Tested Line = N

Sample ID: S/01

Operation Mode: OM/34. EUT ON. Respirator activated. MS in traffic mode. LTE Cat. M1 Band 12. Power supply: 115Vac, 400Hz

Plots:



Tables:

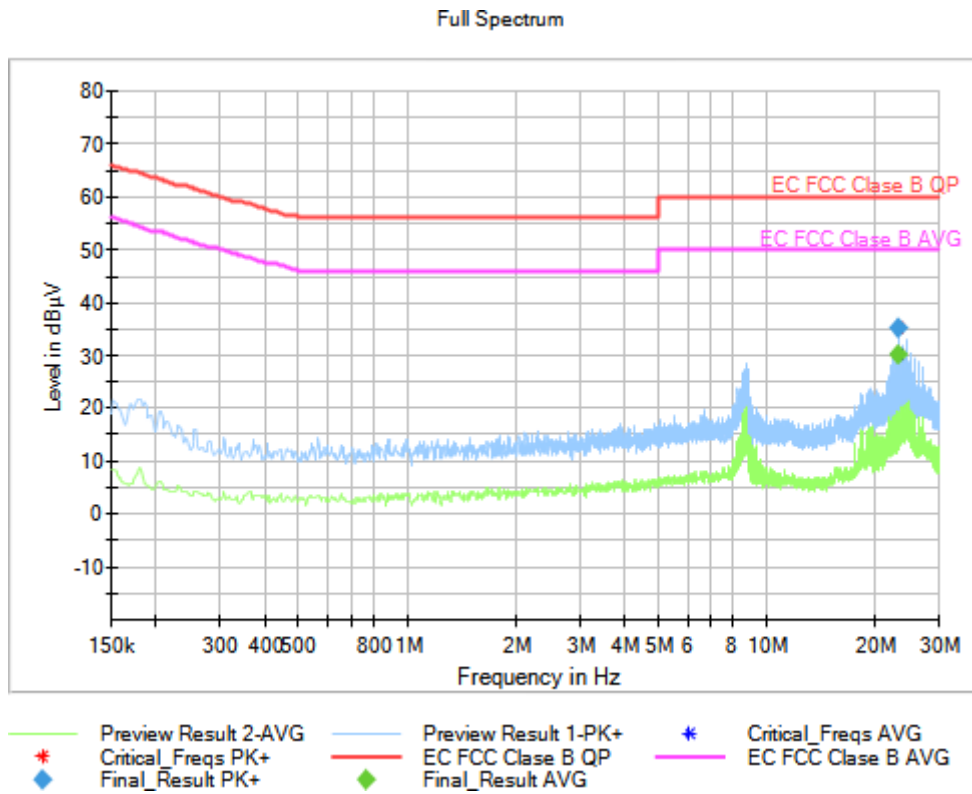
Frequency(MHz)	MaxPeak(dBµV)	Average(dBµV)
23.129250	---	29.46
23.129250	35.09	---

EMC Test Code = CE0134L1, Frequency Range MHz = [0.15, 30], Conducted Emissions - Tested Line = L1

Sample ID: S/01

Operation Mode: OM/34. EUT ON. Respirator activated. MS in traffic mode. LTE Cat. M1 Band 12. Power supply: 115Vac, 400Hz

Plots:



Tables:

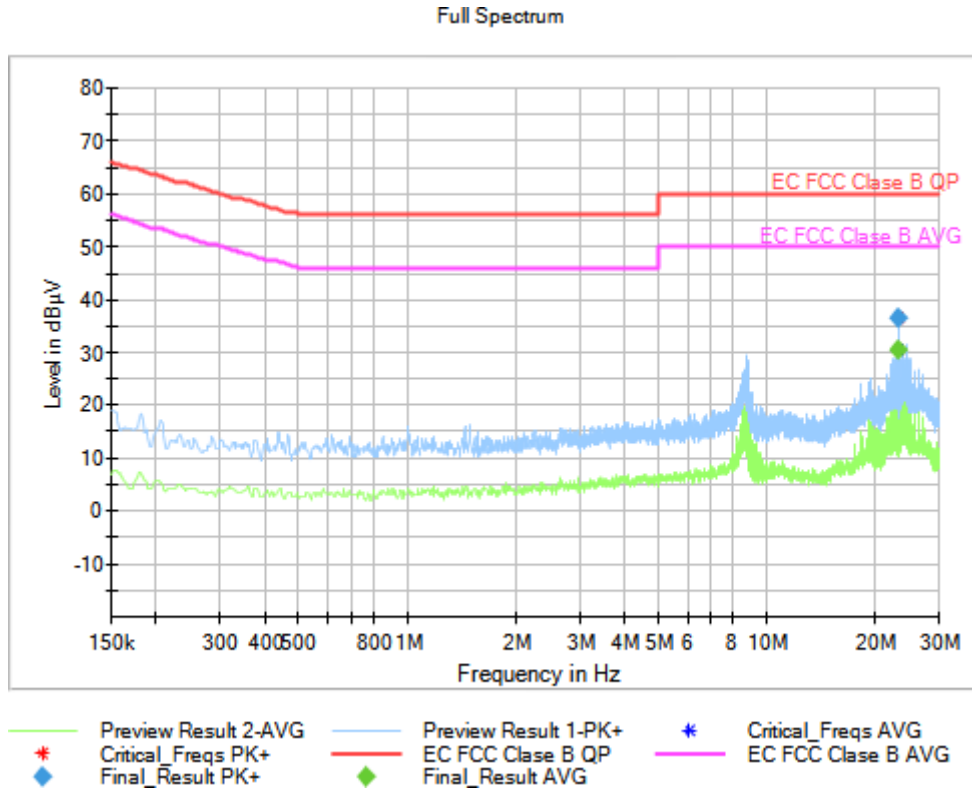
Frequency(MHz)	MaxPeak(dBµV)	Average(dBµV)
23.129250	---	30.21
23.129250	35.04	---

EMC Test Code = CE0135N, Frequency Range MHz = [0.15, 30], Conducted Emissions - Tested Line = N

Sample ID: S/01

Operation Mode: OM/35. EUT ON. Respirator activated. MS in traffic mode. LTE Cat. M1 Band 13. Power supply: 115Vac, 400Hz

Plots:



Tables:

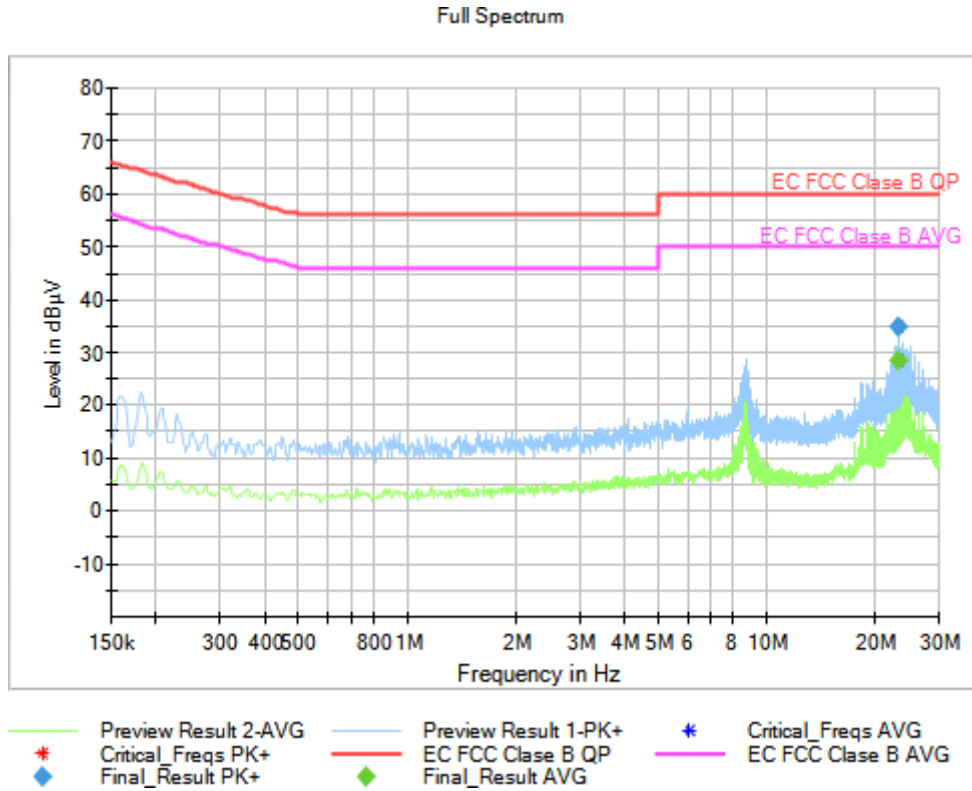
Frequency(MHz)	MaxPeak(dBµV)	Average(dBµV)
23.129250	---	30.65
23.129250	36.45	---

EMC Test Code = CE0135L1, Frequency Range MHz = [0.15, 30], Conducted Emissions - Tested Line = L1

Sample ID: S/01

Operation Mode: OM/35. EUT ON. Respirator activated. MS in traffic mode. LTE Cat. M1 Band 13. Power supply: 115Vac, 400Hz

Plots:



Tables:

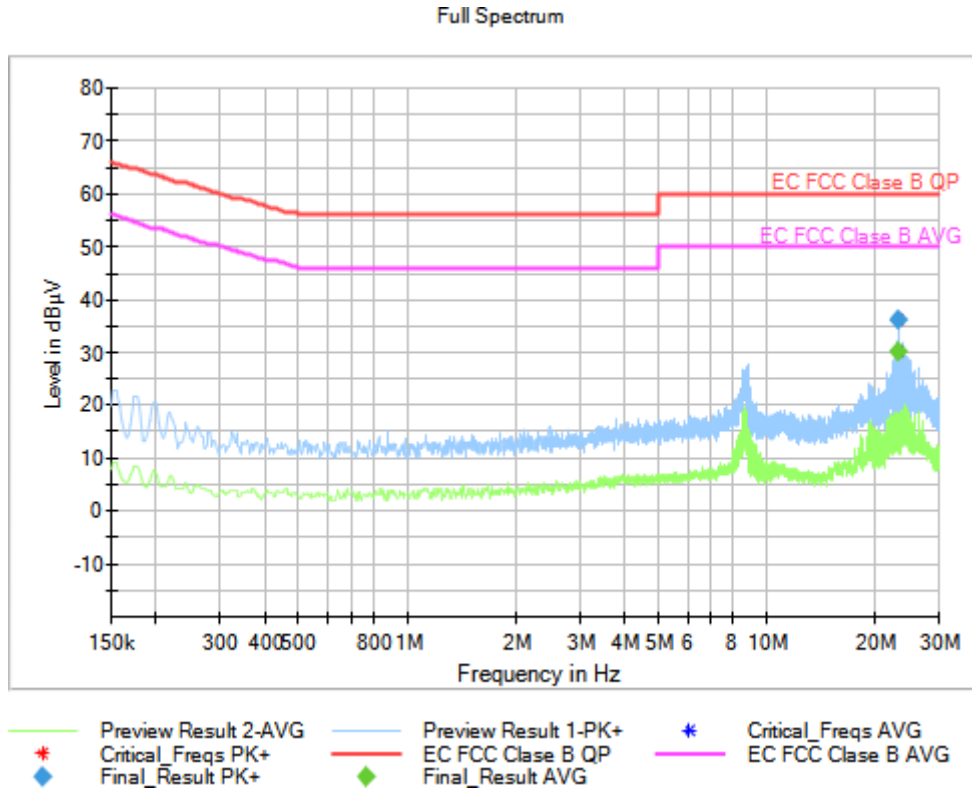
Frequency(MHz)	MaxPeak(dBµV)	Average(dBµV)
23.129250	---	28.58
23.129250	34.88	---

EMC Test Code = CE0136N, Frequency Range MHz = [0.15, 30], Conducted Emissions - Tested Line = N

Sample ID: S/01

Operation Mode: OM/36. EUT ON. Respirator activated. MS in traffic mode. LTE Cat. M1 Band 25. Power supply: 115Vac, 400Hz

Plots:



Tables:

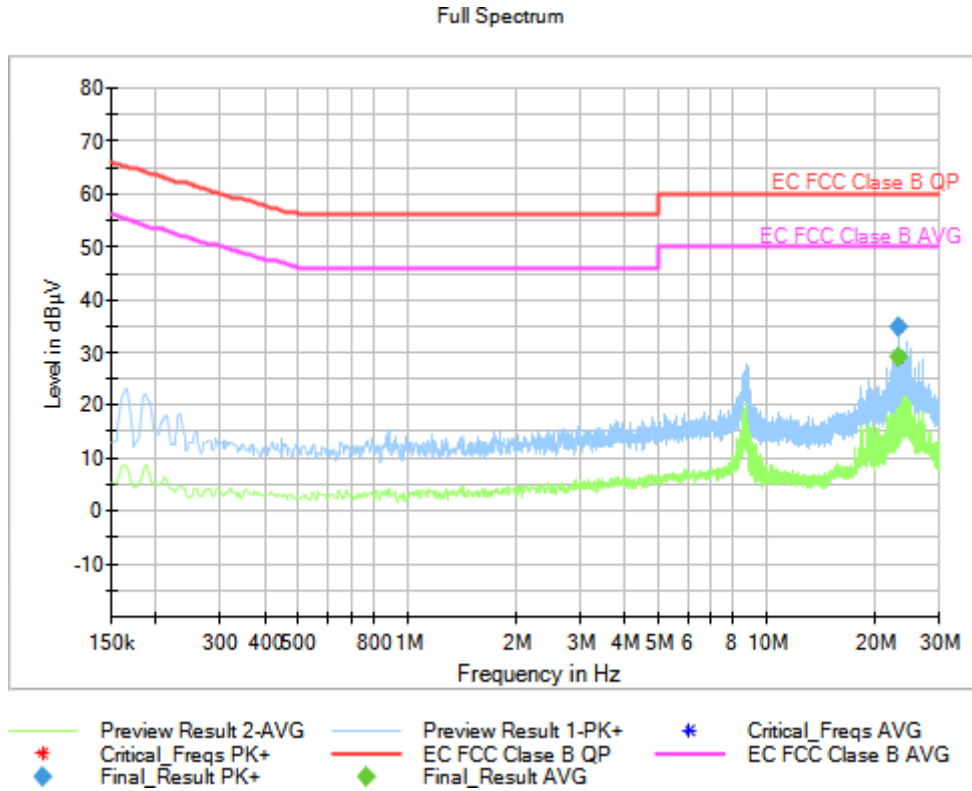
Frequency(MHz)	MaxPeak(dBµV)	Average(dBµV)
23.129250	---	30.19
23.129250	36.34	---

EMC Test Code = CE0136L1, Frequency Range MHz = [0.15, 30], Conducted Emissions - Tested Line = L1

Sample ID: S/01

Operation Mode: OM/36. EUT ON. Respirator activated. MS in traffic mode. LTE Cat. M1 Band 25. Power supply: 115Vac, 400Hz

Plots:



Tables:

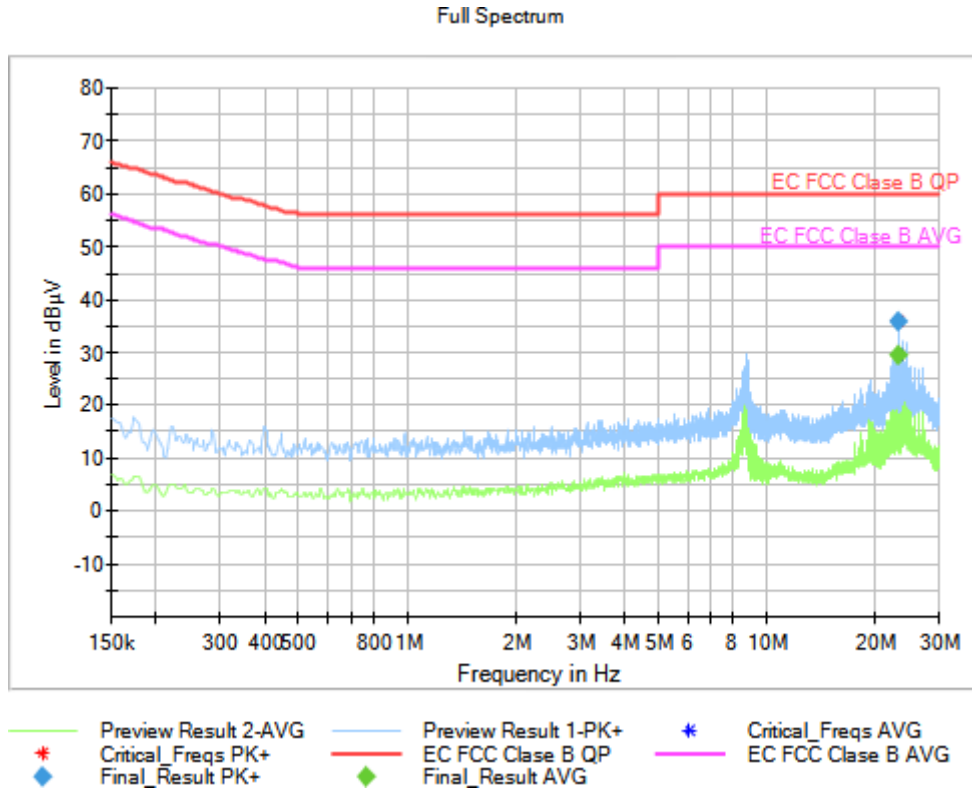
Frequency(MHz)	MaxPeak(dBµV)	Average(dBµV)
23.129250	---	29.05
23.129250	34.94	---

EMC Test Code = CE0137N, Frequency Range MHz = [0.15, 30], Conducted Emissions - Tested Line = N

Sample ID: S/01

Operation Mode: OM/37. EUT ON. Respirator activated. MS in traffic mode. LTE Cat. M1 Band 26. Power supply: 115Vac, 400Hz

Plots:



Tables:

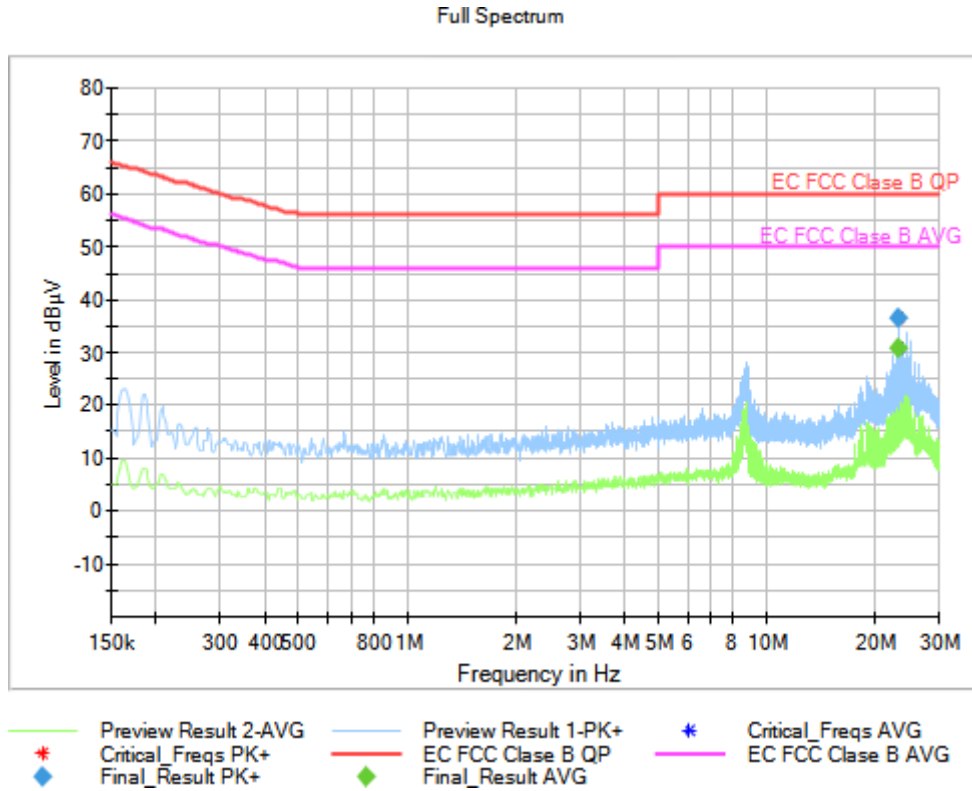
Frequency(MHz)	MaxPeak(dBµV)	Average(dBµV)
23.129250	---	29.35
23.129250	35.91	---

EMC Test Code = CE0137L1, Frequency Range MHz = [0.15, 30], Conducted Emissions - Tested Line = L1

Sample ID: S/01

Operation Mode: OM/37. EUT ON. Respirator activated. MS in traffic mode. LTE Cat. M1 Band 26. Power supply: 115Vac, 400Hz

Plots:



Tables:

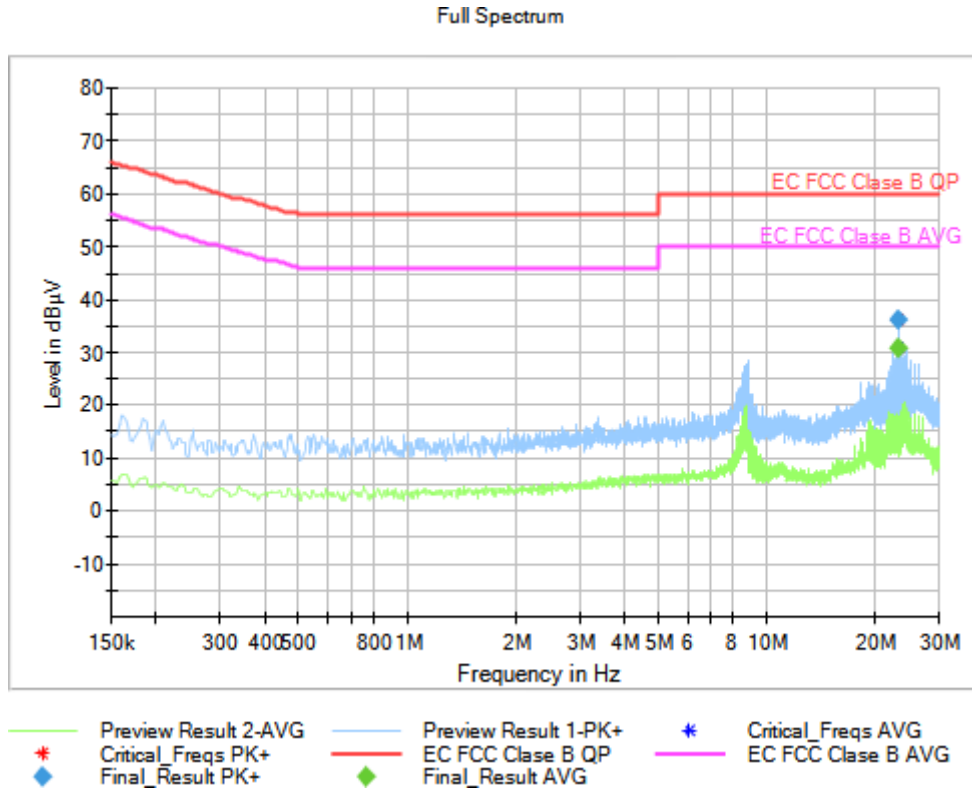
Frequency(MHz)	MaxPeak(dBµV)	Average(dBµV)
23.129250	---	30.81
23.129250	36.65	---

EMC Test Code = CE0138N, Frequency Range MHz = [0.15, 30], Conducted Emissions - Tested Line = N

Sample ID: S/01

Operation Mode: OM/38. EUT ON. Respirator activated. MS in traffic mode. LTE Cat. M1 Band 66. Power supply: 115Vac, 400Hz

Plots:



Tables:

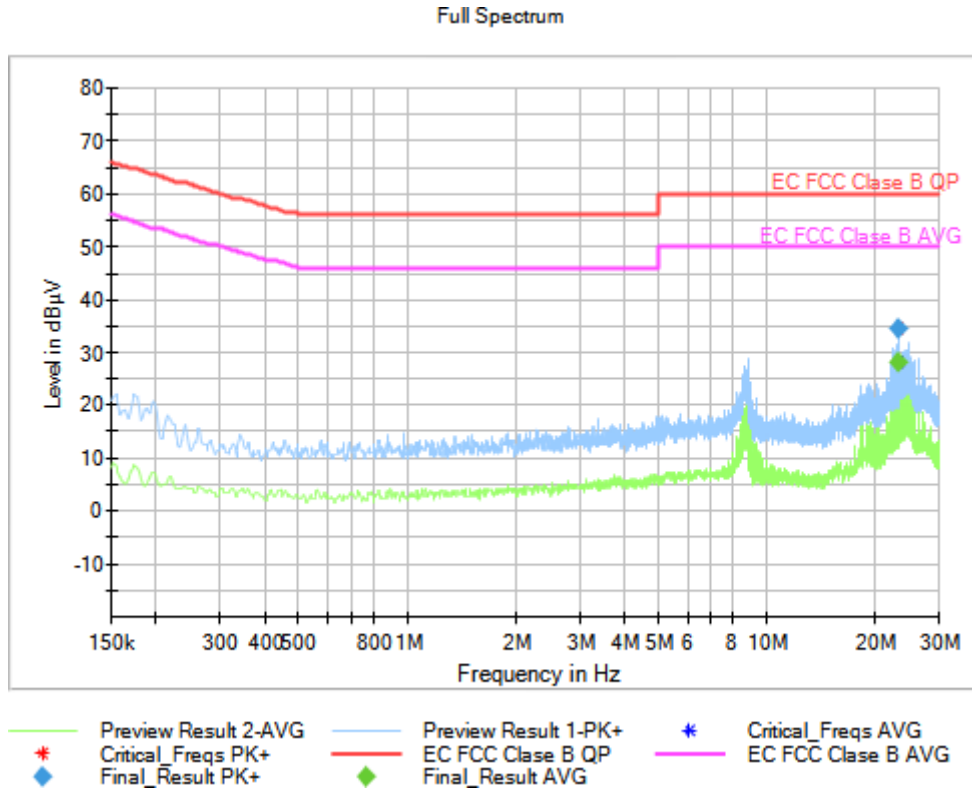
Frequency(MHz)	MaxPeak(dBµV)	Average(dBµV)
23.129250	---	30.88
23.129250	36.20	---

EMC Test Code = CE0138L1, Frequency Range MHz = [0.15, 30], Conducted Emissions - Tested Line = L1

Sample ID: S/01

Operation Mode: OM/38. EUT ON. Respirator activated. MS in traffic mode. LTE Cat. M1 Band 66. Power supply: 115Vac, 400Hz

Plots:



Tables:

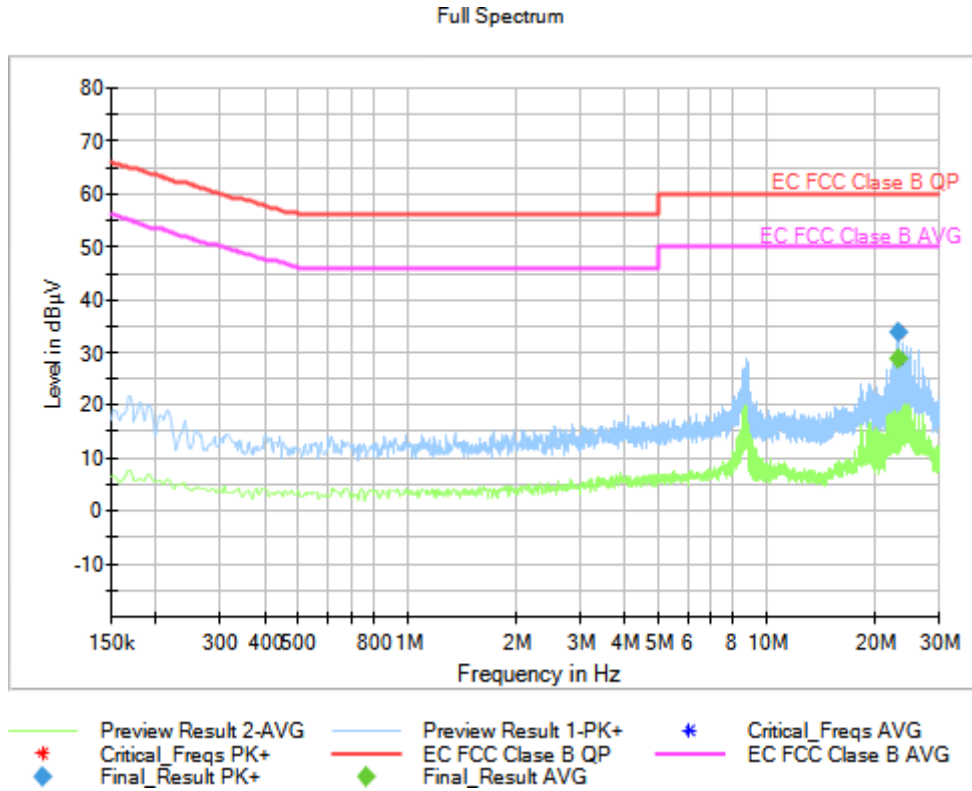
Frequency(MHz)	MaxPeak(dBµV)	Average(dBµV)
23.129250	---	28.25
23.129250	34.37	---

EMC Test Code = CE0139N, Frequency Range MHz = [0.15, 30], Conducted Emissions - Tested Line = N

Sample ID: S/01

Operation Mode: OM/39. EUT ON. Respirator activated. MS in traffic mode. LTE Cat M1. Band 71. Power supply: 115Vac, 400Hz

Plots:



Tables:

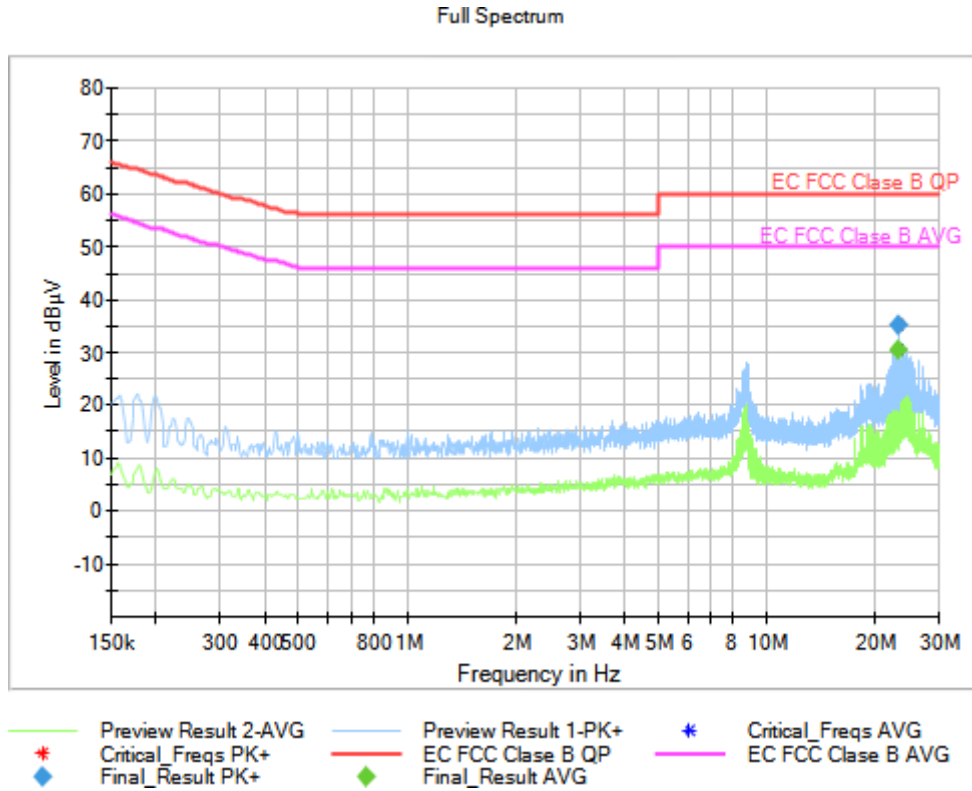
Frequency(MHz)	MaxPeak(dBµV)	Average(dBµV)
23.129250	---	28.87
23.129250	33.71	---

EMC Test Code = CE0139L1, Frequency Range MHz = [0.15, 30], Conducted Emissions - Tested Line = L1

Sample ID: S/01

Operation Mode: OM/39. EUT ON. Respirator activated. MS in traffic mode. LTE Cat M1. Band 71. Power supply: 115Vac, 400Hz

Plots:



Tables:

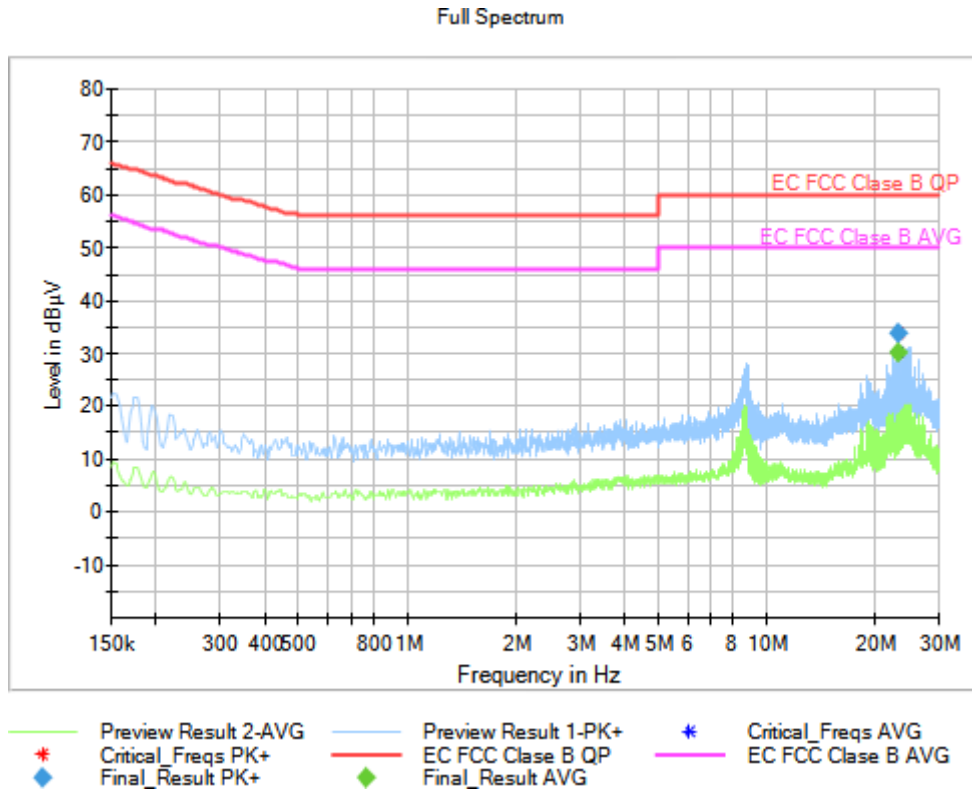
Frequency(MHz)	MaxPeak(dBµV)	Average(dBµV)
23.129250	---	30.60
23.129250	35.08	---

EMC Test Code = CE0140N, Frequency Range MHz = [0.15, 30], Conducted Emissions - Tested Line = N

Sample ID: S/01

Operation Mode: OM/40. EUT ON. Bluetooth in communication mode. Power supply: 115Vac, 400Hz

Plots:



Tables:

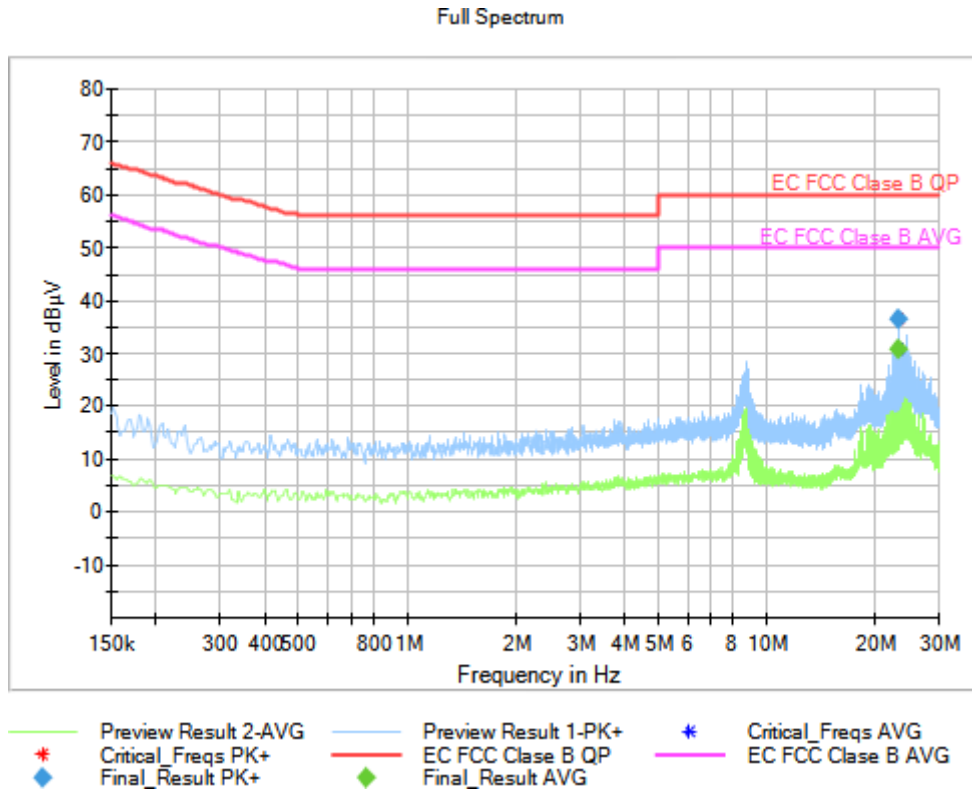
Frequency(MHz)	MaxPeak(dBµV)	Average(dBµV)
23.068500	33.75	---
23.129250	---	30.14

EMC Test Code = CE0140L1, Frequency Range MHz = [0.15, 30], Conducted Emissions - Tested Line = L1

Sample ID: S/01

Operation Mode: OM/40. EUT ON. Bluetooth in communication mode. Power supply: 115Vac, 400Hz

Plots:



Tables:

Frequency(MHz)	MaxPeak(dBµV)	Average(dBµV)
23.129250	---	30.95
23.129250	36.58	---