

## Appendix E: Calibration data

**Calibration Laboratory of  
 Schmid & Partner  
 Engineering AG**  
 Zeughausstrasse 43, 8004 Zurich, Switzerland



**S** Schweizerischer Kalibrierdienst  
**S** Service suisse d'étalonnage  
**C** Servizio svizzero di taratura  
**S** Swiss Calibration Service

Accredited by the Swiss Accreditation Service (SAS)  
 The Swiss Accreditation Service is one of the signatories to the EA  
 Multilateral Agreement for the recognition of calibration certificates

Accreditation No.: **SCS 0108**

Client: **Dekra Spain**

Certificate No.: **DAE4-669\_Aug22**

| CALIBRATION CERTIFICATE   |   |                                   |                         |                   |      |                            |                       |                               |             |                      |        |                     |      |                       |                 |                           |                    |                            |                        |                     |                    |                            |                        |
|---|---|-----------------------------------|-------------------------|-------------------|------|----------------------------|-----------------------|-------------------------------|-------------|----------------------|--------|---------------------|------|-----------------------|-----------------|---------------------------|--------------------|----------------------------|------------------------|---------------------|--------------------|----------------------------|------------------------|
| Object  | DAE4 - SD 000 D04 BM - SN: 669  |                                   |                         |                   |      |                            |                       |                               |             |                      |        |                     |      |                       |                 |                           |                    |                            |                        |                     |                    |                            |                        |
| Calibration procedure(s)  | QA CAL-06.v30<br>Calibration procedure for the data acquisition electronics (DAE) |                                   |                         |                   |      |                            |                       |                               |             |                      |        |                     |      |                       |                 |                           |                    |                            |                        |                     |                    |                            |                        |
| Calibration date:   | August 16, 2022   |                                   |                         |                   |      |                            |                       |                               |             |                      |        |                     |      |                       |                 |                           |                    |                            |                        |                     |                    |                            |                        |
| <p>This calibration certificate documents the traceability to national standards, which realize the physical units of measurements (SI).<br/>                     The measurements and the uncertainties with confidence probability are given on the following pages and are part of the certificate.</p> <p>All calibrations have been conducted in the closed laboratory facility: environment temperature (22 ± 3)°C and humidity &lt; 70%.</p> <p>Calibration Equipment used (M&amp;TE critical for calibration)</p> <table border="1"> <thead> <tr> <th>Primary Standards</th> <th>ID #</th> <th>Cal Date (Certificate No.)</th> <th>Scheduled Calibration</th> </tr> </thead> <tbody> <tr> <td>Koithley Multimeter Type 2001</td> <td>SN: 0810278</td> <td>31-Aug-21 (No:31368)</td> <td>Aug-22</td> </tr> <tr> <th>Secondary Standards</th> <th>ID #</th> <th>Check Date (in house)</th> <th>Scheduled Check</th> </tr> <tr> <td>Auto DAE Calibration Unit</td> <td>SE UWS 053 AA 1001</td> <td>24-Jan-22 (in house check)</td> <td>In house check: Jan-23</td> </tr> <tr> <td>Calibrator Box V2.1</td> <td>SE UMS 006 AA 1002</td> <td>24-Jan-22 (in house check)</td> <td>In house check: Jan-23</td> </tr> </tbody> </table> |   |                                   |                         | Primary Standards | ID # | Cal Date (Certificate No.) | Scheduled Calibration | Koithley Multimeter Type 2001 | SN: 0810278 | 31-Aug-21 (No:31368) | Aug-22 | Secondary Standards | ID # | Check Date (in house) | Scheduled Check | Auto DAE Calibration Unit | SE UWS 053 AA 1001 | 24-Jan-22 (in house check) | In house check: Jan-23 | Calibrator Box V2.1 | SE UMS 006 AA 1002 | 24-Jan-22 (in house check) | In house check: Jan-23 |
| Primary Standards   | ID #  | Cal Date (Certificate No.)        | Scheduled Calibration   |                   |      |                            |                       |                               |             |                      |        |                     |      |                       |                 |                           |                    |                            |                        |                     |                    |                            |                        |
| Koithley Multimeter Type 2001   | SN: 0810278   | 31-Aug-21 (No:31368)              | Aug-22                  |                   |      |                            |                       |                               |             |                      |        |                     |      |                       |                 |                           |                    |                            |                        |                     |                    |                            |                        |
| Secondary Standards   | ID #  | Check Date (in house)             | Scheduled Check         |                   |      |                            |                       |                               |             |                      |        |                     |      |                       |                 |                           |                    |                            |                        |                     |                    |                            |                        |
| Auto DAE Calibration Unit   | SE UWS 053 AA 1001  | 24-Jan-22 (in house check)        | In house check: Jan-23  |                   |      |                            |                       |                               |             |                      |        |                     |      |                       |                 |                           |                    |                            |                        |                     |                    |                            |                        |
| Calibrator Box V2.1   | SE UMS 006 AA 1002  | 24-Jan-22 (in house check)        | In house check: Jan-23  |                   |      |                            |                       |                               |             |                      |        |                     |      |                       |                 |                           |                    |                            |                        |                     |                    |                            |                        |
| Calibrated by:  | Name<br>Dominique Steffen   | Function<br>Laboratory Technician | Signature<br>           |                   |      |                            |                       |                               |             |                      |        |                     |      |                       |                 |                           |                    |                            |                        |                     |                    |                            |                        |
| Approved by:  | Name<br>Sven Kühn   | Function<br>Technical Manager     | Signature<br>           |                   |      |                            |                       |                               |             |                      |        |                     |      |                       |                 |                           |                    |                            |                        |                     |                    |                            |                        |
|   |   |                                   | Issued: August 16, 2022 |                   |      |                            |                       |                               |             |                      |        |                     |      |                       |                 |                           |                    |                            |                        |                     |                    |                            |                        |
| This calibration certificate shall not be reproduced except in full without written approval of the laboratory.   |   |                                   |                         |                   |      |                            |                       |                               |             |                      |        |                     |      |                       |                 |                           |                    |                            |                        |                     |                    |                            |                        |

**Calibration Laboratory of  
Schmid & Partner  
Engineering AG**  
Zeughausstrasse 43, 8004 Zurich, Switzerland



**S** Schweizerischer Kalibrierdienst  
**C** Service suisse d'étalonnage  
**S** Servizio svizzero di taratura  
**S** Swiss Calibration Service

Accredited by the Swiss Accreditation Service (SAS)  
The Swiss Accreditation Service is one of the signatories to the EA  
Multilateral Agreement for the recognition of calibration certificates

Accreditation No.: **SCS 0108**

### Glossary

DAE data acquisition electronics  
Connector angle information used in DASY system to align probe sensor X to the robot coordinate system.

### Methods Applied and Interpretation of Parameters

- **DC Voltage Measurement:** Calibration Factor assessed for use in DASY system by comparison with a calibrated instrument traceable to national standards. The figure given corresponds to the full scale range of the voltmeter in the respective range.
- **Connector angle:** The angle of the connector is assessed measuring the angle mechanically by a tool inserted. Uncertainty is not required.
- The following parameters as documented in the Appendix contain technical information as a result from the performance test and require no uncertainty.
  - **DC Voltage Measurement Linearity:** Verification of the Linearity at +10% and -10% of the nominal calibration voltage. Influence of offset voltage is included in this measurement.
  - **Common mode sensitivity:** Influence of a positive or negative common mode voltage on the differential measurement.
  - **Channel separation:** Influence of a voltage on the neighbor channels not subject to an input voltage.
  - **AD Converter Values with inputs shorted:** Values on the internal AD converter corresponding to zero input voltage
  - **Input Offset Measurement:** Output voltage and statistical results over a large number of zero voltage measurements.
  - **Input Offset Current:** Typical value for information; Maximum channel input offset current, not considering the input resistance.
  - **Input resistance:** Typical value for information: DAE input resistance at the connector, during internal auto-zeroing and during measurement.
  - **Low Battery Alarm Voltage:** Typical value for information. Below this voltage, a battery alarm signal is generated.
  - **Power consumption:** Typical value for information. Supply currents in various operating modes.

### DC Voltage Measurement

A/D - Converter Resolution nominal

High Range: 1LSB = 6.1 $\mu$ V, full range = -100...+300 mV

Low Range: 1LSB = 61nV, full range = -1.....+3mV

DASY measurement parameters: Auto Zero Time: 3 sec; Measuring time: 3 sec

| Calibration Factors | X                         | Y                         | Z                         |
|---------------------|---------------------------|---------------------------|---------------------------|
| High Range          | 403.377 $\pm$ 0.02% (k=2) | 403.932 $\pm$ 0.02% (k=2) | 404.249 $\pm$ 0.02% (k=2) |
| Low Range           | 3.95701 $\pm$ 1.50% (k=2) | 3.97572 $\pm$ 1.50% (k=2) | 3.97330 $\pm$ 1.50% (k=2) |

### Connector Angle

|   |                                     |
|---|-------------------------------------|
| Connector Angle to be used in DASY system | 193.0 $^{\circ}$ $\pm$ 1 $^{\circ}$ |
|---|-------------------------------------|

## Appendix (Additional assessments outside the scope of SCS0108)

### 1. DC Voltage Linearity

| High Range        | Reading ( $\mu\text{V}$ ) | Difference ( $\mu\text{V}$ ) | Error (%) |
|-------------------|---------------------------|------------------------------|-----------|
| Channel X + Input | 200034.19                 | -2.00                        | -0.00     |
| Channel X + Input | 20011.56                  | 5.41                         | 0.03      |
| Channel X - Input | -20002.39                 | 3.74                         | -0.02     |
| Channel Y + Input | 200036.00                 | -0.30                        | -0.00     |
| Channel Y + Input | 20009.34                  | 3.30                         | 0.02      |
| Channel Y - Input | -20004.68                 | 1.55                         | -0.01     |
| Channel Z + Input | 200039.55                 | 3.30                         | 0.00      |
| Channel Z + Input | 20009.95                  | 3.96                         | 0.02      |
| Channel Z - Input | -20002.48                 | 3.78                         | -0.02     |

| Low Range         | Reading ( $\mu\text{V}$ ) | Difference ( $\mu\text{V}$ ) | Error (%) |
|-------------------|---------------------------|------------------------------|-----------|
| Channel X + Input | 2001.23                   | -0.16                        | -0.01     |
| Channel X + Input | 201.33                    | 0.01                         | 0.01      |
| Channel X - Input | -198.66                   | 0.04                         | -0.02     |
| Channel Y + Input | 2001.63                   | 0.44                         | 0.02      |
| Channel Y + Input | 200.26                    | -0.96                        | -0.48     |
| Channel Y - Input | -200.12                   | -1.35                        | 0.68      |
| Channel Z + Input | 2001.53                   | 0.41                         | 0.02      |
| Channel Z + Input | 200.79                    | -0.28                        | -0.14     |
| Channel Z - Input | -199.54                   | -0.72                        | 0.36      |

### 2. Common mode sensitivity

DASY measurement parameters: Auto Zero Time: 3 sec; Measuring time: 3 sec

|           | Common mode Input Voltage (mV) | High Range Average Reading ( $\mu\text{V}$ ) | Low Range Average Reading ( $\mu\text{V}$ ) |
|-----------|--------------------------------|--|---|
| Channel X | 200                            | 1.40   | -0.01                                       |
|           | -200                           | 2.60   | 0.78  |
| Channel Y | 200                            | 9.91   | 10.03                                       |
|           | -200                           | -12.22                                       | -13.20                                      |
| Channel Z | 200                            | -8.86  | -8.98                                       |
|           | -200                           | 7.68   | 7.40  |

### 3. Channel separation

DASY measurement parameters: Auto Zero Time: 3 sec; Measuring time: 3 sec

|           | Input Voltage (mV) | Channel X ( $\mu\text{V}$ ) | Channel Y ( $\mu\text{V}$ ) | Channel Z ( $\mu\text{V}$ ) |
|-----------|--------------------|-----------------------------|-----------------------------|-----------------------------|
| Channel X | 200                | -                           | -2.22                       | -2.20                       |
| Channel Y | 200                | 8.45                        | -                           | -1.07                       |
| Channel Z | 200                | 3.77                        | 6.92                        | -                           |

#### 4. AD-Converter Values with inputs shorted

DASY measurement parameters: Auto Zero Time: 3 sec; Measuring time: 3 sec

|           | High Range (LSB) | Low Range (LSB) |
|-----------|------------------|-----------------|
| Channel X | 16076            | 15942           |
| Channel Y | 15796            | 15417           |
| Channel Z | 15995            | 15172           |

#### 5. Input Offset Measurement

DASY measurement parameters: Auto Zero Time: 3 sec; Measuring time: 3 sec

Input 10M $\Omega$

|           | Average ( $\mu$ V) | min. Offset ( $\mu$ V) | max. Offset ( $\mu$ V) | Std. Deviation ( $\mu$ V) |
|-----------|--------------------|------------------------|------------------------|---------------------------|
| Channel X | -0.12              | -1.46                  | 0.94                   | 0.44                      |
| Channel Y | -0.49              | -1.52                  | 1.00                   | 0.43                      |
| Channel Z | -0.03              | -0.84                  | 0.85                   | 0.37                      |

#### 6. Input Offset Current

Nominal Input circuitry offset current on all channels: <25fA

#### 7. Input Resistance (Typical values for information)

|           | Zeroing (kOhm) | Measuring (MOhm) |
|-----------|----------------|------------------|
| Channel X | 200            | 200              |
| Channel Y | 200            | 200              |
| Channel Z | 200            | 200              |

#### 8. Low Battery Alarm Voltage (Typical values for information)

| Typical values | Alarm Level (VDC) |
|----------------|-------------------|
| Supply (+ Vcc) | +7.9              |
| Supply (- Vcc) | -7.6              |

#### 9. Power Consumption (Typical values for information)

| Typical values | Switched off (mA) | Stand by (mA) | Transmitting (mA) |
|----------------|-------------------|---------------|-------------------|
| Supply (+ Vcc) | +0.01             | +6            | +14               |
| Supply (- Vcc) | -0.01             | -8            | -9                |

**Calibration Laboratory of**  
 Schmid & Partner  
 Engineering AG  
 Zeughausstrasse 43, 8004 Zurich, Switzerland



**S** Schweizerischer Kalibrierdienst  
**C** Service suisse d'étalonnage  
**S** Servizio svizzero di taratura  
**S** Swiss Calibration Service

Accredited by the Swiss Accreditation Service (SAS)  
 The Swiss Accreditation Service is one of the signatories to the EA  
 Multilateral Agreement for the recognition of calibration certificates

Accreditation No.: SCS 0108

Client **DEKRA Spain**

Certificate No **EX-7461\_Aug22**

### CALIBRATION CERTIFICATE

Object **EX3DV4 - SN:7461**

Calibration procedure(s) **QA CAL-01.v9, QA CAL-12.v9, QA CAL-14.v6, QA CAL-23.v5,  
 QA CAL-25.v7  
 Calibration procedure for dosimetric E-field probes**

Calibration date **August 25, 2022**

This calibration certificate documents the traceability to national standards, which realize the physical units of measurements (SI).  
 The measurements and the uncertainties with confidence probability are given on the following pages and are part of the certificate.

All calibrations have been conducted in the closed laboratory facility: environment temperature (22 ± 3) °C and humidity < 70%.

Calibration Equipment used (M&TE critical for calibration)

| Primary Standards          | ID               | Cal Date (Certificate No.)        | Scheduled Calibration |
|----------------------------|------------------|-----------------------------------|-----------------------|
| Power meter NRP            | SN: 104778       | 04-Apr-22 (No. 217-03525/03524)   | Apr-23                |
| Power sensor NRP-Z91       | SN: 103244       | 04-Apr-22 (No. 217-03524)         | Apr-23                |
| OCP DAK-3.5 (weighted)     | SN: 1249         | 20-Oct-21 (OCP-DAK3.5-1249_Oct21) | Oct-22                |
| OCP DAK-12                 | SN: 1016         | 20-Oct-21 (OCP-DAK12-1016_Oct21)  | Oct-22                |
| Reference 20 dB Attenuator | SN: CC2552 (20x) | 04-Apr-22 (No. 217-03527)         | Apr-23                |
| DAE4                       | SN: 660          | 13-Oct-21 (No. DAE4-660_Oct21)    | Oct-22                |
| Reference Probe ES3DV2     | SN: 3013         | 27-Dec-21 (No. ES3-3013_Dec21)    | Dec-22                |

| Secondary Standards     | ID               | Check Date (in house)             | Scheduled Check        |
|-------------------------|------------------|-----------------------------------|------------------------|
| Power meter E4419B      | SN: GB41293874   | 06-Apr-16 (in house check Jun-22) | In house check: Jun-24 |
| Power sensor E4412A     | SN: MY41498087   | 06-Apr-16 (in house check Jun-22) | In house check: Jun-24 |
| Power sensor E4412A     | SN: 000110210    | 06-Apr-16 (in house check Jun-22) | In house check: Jun-24 |
| RF generator HP 8648C   | SN: US3642U01700 | 04-Aug-99 (in house check Jun-22) | In house check: Jun-24 |
| Network Analyzer E8358A | SN: US41080477   | 31-Mar-14 (in house check Oct-20) | In house check: Oct-22 |

|               | Name            | Function              | Signature |
|---------------|-----------------|-----------------------|-----------|
| Calibrated by | Jeffrey Katzman | Laboratory Technician |           |
| Approved by   | Sven Kühn       | Technical Manager     |           |

Issued: August 26, 2022

This calibration certificate shall not be reproduced except in full without written approval of the laboratory.

**Calibration Laboratory of**  
 Schmid & Partner  
 Engineering AG  
 Zeughausstrasse 43, 8004 Zurich, Switzerland



**S** Schweizerischer Kalibrierdienst  
**C** Service suisse d'étalonnage  
**S** Servizio svizzero di taratura  
**S** Swiss Calibration Service

Accredited by the Swiss Accreditation Service (SAS)  
 The Swiss Accreditation Service is one of the signatories to the EA  
 Multilateral Agreement for the recognition of calibration certificates

Accreditation No.: **SCS 0108**

**Glossary**

|                          |  |
|--------------------------|--|
| TSL                      | tissue simulating liquid   |
| NORM <sub>x,y,z</sub>    | sensitivity in free space  |
| ConvF                    | sensitivity in TSL / NORM <sub>x,y,z</sub>   |
| DCP                      | diode compression point  |
| CF                       | crest factor (1/duty_cycle) of the RF signal   |
| A, B, C, D               | modulation dependent linearization parameters  |
| Polarization $\varphi$   | $\varphi$ rotation around probe axis   |
| Polarization $\vartheta$ | $\vartheta$ rotation around an axis that is in the plane normal to probe axis (at measurement center), i.e., $\vartheta = 0$ is normal to probe axis |
| Connector Angle          | information used in DASY system to align probe sensor X to the robot coordinate system   |

**Calibration is Performed According to the Following Standards:**

- a) IEC/IEEE 62209-1528, "Measurement Procedure For The Assessment Of Specific Absorption Rate Of Human Exposure To Radio Frequency Fields From Hand-Held And Body-Worn Wireless Communication Devices – Part 1528: Human Models, Instrumentation And Procedures (Frequency Range of 4 MHz to 10 GHz)", October 2020.
- b) KDB 865664, "SAR Measurement Requirements for 100 MHz to 6 GHz"

**Methods Applied and Interpretation of Parameters:**

- **NORM<sub>x,y,z</sub>**: Assessed for E-field polarization  $\vartheta = 0$  ( $f \leq 900$  MHz in TEM-cell;  $f > 1800$  MHz: R22 waveguide). NORM<sub>x,y,z</sub> are only intermediate values, i.e., the uncertainties of NORM<sub>x,y,z</sub> does not affect the E<sup>2</sup>-field uncertainty inside TSL (see below ConvF).
- **NORM(f)<sub>x,y,z</sub> = NORM<sub>x,y,z</sub> \* frequency\_response** (see Frequency Response Chart). This linearization is implemented in DASY4 software versions later than 4.2. The uncertainty of the frequency response is included in the stated uncertainty of ConvF.
- **DCP<sub>x,y,z</sub>**: DCP are numerical linearization parameters assessed based on the data of power sweep with CW signal. DCP does not depend on frequency nor media.
- **PAR**: PAR is the Peak to Average Ratio that is not calibrated but determined based on the signal characteristics
- **A<sub>x,y,z</sub>; B<sub>x,y,z</sub>; C<sub>x,y,z</sub>; D<sub>x,y,z</sub>; VR<sub>x,y,z</sub>**: A, B, C, D are numerical linearization parameters assessed based on the data of power sweep for specific modulation signal. The parameters do not depend on frequency nor media. VR is the maximum calibration range expressed in RMS voltage across the diode.
- **ConvF and Boundary Effect Parameters**: Assessed in flat phantom using E-field (or Temperature Transfer Standard for  $f \leq 800$  MHz) and inside waveguide using analytical field distributions based on power measurements for  $f > 800$  MHz. The same setups are used for assessment of the parameters applied for boundary compensation (alpha, depth) of which typical uncertainty values are given. These parameters are used in DASY4 software to improve probe accuracy close to the boundary. The sensitivity in TSL corresponds to NORM<sub>x,y,z</sub> \* ConvF whereby the uncertainty corresponds to that given for ConvF. A frequency dependent ConvF is used in DASY version 4.4 and higher which allows extending the validity from  $\pm 50$  MHz to  $\pm 100$  MHz.
- **Spherical isotropy (3D deviation from isotropy)**: in a field of low gradients realized using a flat phantom exposed by a patch antenna.
- **Sensor Offset**: The sensor offset corresponds to the offset of virtual measurement center from the probe tip (on probe axis). No tolerance required.
- **Connector Angle**: The angle is assessed using the information gained by determining the NORM<sub>x</sub> (no uncertainty required).



EX3DV4 - SN:7461

August 25, 2022

**Parameters of Probe: EX3DV4 - SN:7461**

**Basic Calibration Parameters**

|   | Sensor X | Sensor Y | Sensor Z | Unc (k = 2) |
|---|----------|----------|----------|-------------|
| Norm ( $\mu\text{V}/(\text{V}/\text{m})^2$ ) <sup>A</sup> | 0.44     | 0.40     | 0.45     | ±10.1%      |
| DCP (mV) <sup>B</sup>                                     | 101.1    | 100.9    | 102.6    | ±4.7%       |

**Calibration Results for Modulation Response**

| UID   | Communication System Name   |   | A<br>dB | B<br>dB $\sqrt{\mu\text{V}}$ | C     | D<br>dB | VR<br>mV | Max<br>dev. | Max<br>Unc <sup>E</sup><br>k = 2 |
|-------|-----------------------------|---|---------|------------------------------|-------|---------|----------|-------------|----------------------------------|
| 0     | CW                          | X | 0.00    | 0.00                         | 1.00  | 0.00    | 155.1    | ±2.7%       | ±4.7%                            |
|       |                             | Y | 0.00    | 0.00                         | 1.00  |         | 139.4    |             |                                  |
|       |                             | Z | 0.00    | 0.00                         | 1.00  |         | 153.9    |             |                                  |
| 10352 | Pulse Waveform (200Hz, 10%) | X | 3.54    | 68.43                        | 11.41 | 10.00   | 60.0     | ±2.7%       | ±9.6%                            |
|       |                             | Y | 4.14    | 71.08                        | 13.09 |         | 60.0     |             |                                  |
|       |                             | Z | 3.17    | 67.32                        | 10.86 |         | 60.0     |             |                                  |
| 10353 | Pulse Waveform (200Hz, 20%) | X | 5.45    | 73.79                        | 12.44 | 6.99    | 80.0     | ±1.6%       | ±9.6%                            |
|       |                             | Y | 4.17    | 73.40                        | 12.76 |         | 80.0     |             |                                  |
|       |                             | Z | 3.65    | 70.49                        | 11.21 |         | 80.0     |             |                                  |
| 10354 | Pulse Waveform (200Hz, 40%) | X | 20.00   | 85.10                        | 14.70 | 3.98    | 95.0     | ±1.3%       | ±9.6%                            |
|       |                             | Y | 3.22    | 73.07                        | 11.17 |         | 95.0     |             |                                  |
|       |                             | Z | 20.00   | 84.94                        | 14.50 |         | 95.0     |             |                                  |
| 10355 | Pulse Waveform (200Hz, 60%) | X | 20.00   | 86.93                        | 14.57 | 2.22    | 120.0    | ±1.0%       | ±9.6%                            |
|       |                             | Y | 0.31    | 60.70                        | 5.41  |         | 120.0    |             |                                  |
|       |                             | Z | 20.00   | 86.29                        | 14.15 |         | 120.0    |             |                                  |
| 10387 | QPSK Waveform, 1 MHz        | X | 1.88    | 67.81                        | 16.20 | 1.00    | 150.0    | ±2.6%       | ±9.6%                            |
|       |                             | Y | 1.48    | 64.10                        | 13.65 |         | 150.0    |             |                                  |
|       |                             | Z | 1.83    | 68.54                        | 16.28 |         | 150.0    |             |                                  |
| 10388 | QPSK Waveform, 10 MHz       | X | 2.58    | 70.49                        | 17.02 | 0.00    | 150.0    | ±0.9%       | ±9.6%                            |
|       |                             | Y | 1.95    | 65.90                        | 14.42 |         | 150.0    |             |                                  |
|       |                             | Z | 2.47    | 70.29                        | 16.99 |         | 150.0    |             |                                  |
| 10396 | 64-QAM Waveform, 100 kHz    | X | 2.96    | 71.16                        | 19.10 | 3.01    | 150.0    | ±1.2%       | ±9.6%                            |
|       |                             | Y | 2.35    | 66.59                        | 16.74 |         | 150.0    |             |                                  |
|       |                             | Z | 2.91    | 71.72                        | 19.43 |         | 150.0    |             |                                  |
| 10399 | 64-QAM Waveform, 40 MHz     | X | 3.58    | 67.60                        | 16.13 | 0.00    | 150.0    | ±2.5%       | ±9.6%                            |
|       |                             | Y | 3.47    | 66.83                        | 15.46 |         | 150.0    |             |                                  |
|       |                             | Z | 3.64    | 68.12                        | 16.38 |         | 150.0    |             |                                  |
| 10414 | WLAN CCDF, 64-QAM, 40 MHz   | X | 4.89    | 65.64                        | 15.61 | 0.00    | 150.0    | ±4.2%       | ±9.6%                            |
|       |                             | Y | 4.71    | 64.96                        | 15.10 |         | 150.0    |             |                                  |
|       |                             | Z | 4.77    | 65.62                        | 15.60 |         | 150.0    |             |                                  |

Note: For details on UID parameters see Appendix

The reported uncertainty of measurement is stated as the standard uncertainty of measurement multiplied by the coverage factor k=2, which for a normal distribution corresponds to a coverage probability of approximately 95%.

<sup>A</sup> The uncertainties of Norm X,Y,Z do not affect the E<sup>2</sup>-field uncertainty inside TSL (see Pages 5 and 6).

<sup>B</sup> Linearization parameter uncertainty for maximum specified field strength.

<sup>E</sup> Uncertainty is determined using the max. deviation from linear response applying rectangular distribution and is expressed for the square of the field value.

EX3DV4 - SN:7461

August 25, 2022

**Parameters of Probe: EX3DV4 - SN:7461**

**Sensor Model Parameters**

|   | C1<br>fF | C2<br>fF | $\alpha$<br>V <sup>-1</sup> | T1<br>ms V <sup>-2</sup> | T2<br>ms V <sup>-1</sup> | T3<br>ms | T4<br>V <sup>-2</sup> | T5<br>V <sup>-1</sup> | T6   |
|---|----------|----------|-----------------------------|--------------------------|--------------------------|----------|-----------------------|-----------------------|------|
| x | 52.2     | 387.15   | 35.20                       | 13.99                    | 0.00                     | 5.02     | 0.81                  | 0.28                  | 1.00 |
| y | 47.5     | 358.89   | 36.22                       | 6.67                     | 0.31                     | 5.03     | 0.14                  | 0.39                  | 1.01 |
| z | 43.1     | 317.89   | 34.96                       | 12.84                    | 0.00                     | 5.01     | 1.18                  | 0.16                  | 1.00 |

**Other Probe Parameters**

|   |            |
|---|------------|
| Sensor Arrangement                            | Triangular |
| Connector Angle                               | -77.6°     |
| Mechanical Surface Detection Mode             | enabled    |
| Optical Surface Detection Mode                | disabled   |
| Probe Overall Length                          | 337 mm     |
| Probe Body Diameter                           | 10 mm      |
| Tip Length                                    | 9 mm       |
| Tip Diameter                                  | 2.5 mm     |
| Probe Tip to Sensor X Calibration Point       | 1 mm       |
| Probe Tip to Sensor Y Calibration Point       | 1 mm       |
| Probe Tip to Sensor Z Calibration Point       | 1 mm       |
| Recommended Measurement Distance from Surface | 1.4 mm     |

**Note:** Measurement distance from surface can be increased to 3-4 mm for an *Area Scan* job.

EX3DV4 - SN:7461

August 25, 2022

### Parameters of Probe: EX3DV4 - SN:7461

#### Calibration Parameter Determined in Head Tissue Simulating Media

| f (MHz) <sup>C</sup> | Relative Permittivity <sup>F</sup> | Conductivity <sup>F</sup> (S/m) | ConvF X | ConvF Y | ConvF Z | Alpha <sup>G</sup> | Depth <sup>G</sup> (mm) | Unc (k = 2) |
|----------------------|------------------------------------|---------------------------------|---------|---------|---------|--------------------|-------------------------|-------------|
| 450                  | 43.5                               | 0.87                            | 11.05   | 11.05   | 11.05   | 0.16               | 1.30                    | ±13.3%      |
| 750                  | 41.9                               | 0.89                            | 10.07   | 10.07   | 10.07   | 0.48               | 0.86                    | ±12.0%      |
| 900                  | 41.5                               | 0.97                            | 9.61    | 9.61    | 9.61    | 0.49               | 0.85                    | ±12.0%      |
| 1810                 | 40.0                               | 1.40                            | 8.30    | 8.30    | 8.30    | 0.40               | 0.86                    | ±12.0%      |
| 2000                 | 40.0                               | 1.40                            | 8.24    | 8.24    | 8.24    | 0.28               | 0.86                    | ±12.0%      |
| 2300                 | 39.5                               | 1.67                            | 7.91    | 7.91    | 7.91    | 0.41               | 0.90                    | ±12.0%      |
| 2450                 | 39.2                               | 1.80                            | 7.60    | 7.60    | 7.60    | 0.35               | 0.90                    | ±12.0%      |
| 2600                 | 39.0                               | 1.96                            | 7.44    | 7.44    | 7.44    | 0.37               | 0.90                    | ±12.0%      |
| 3300                 | 38.2                               | 2.71                            | 7.23    | 7.23    | 7.23    | 0.35               | 1.25                    | ±13.1%      |
| 3500                 | 37.9                               | 2.91                            | 7.20    | 7.20    | 7.20    | 0.30               | 1.25                    | ±13.1%      |
| 3700                 | 37.7                               | 3.12                            | 7.17    | 7.17    | 7.17    | 0.30               | 1.25                    | ±13.1%      |
| 3900                 | 37.5                               | 3.32                            | 6.67    | 6.67    | 6.67    | 0.30               | 1.50                    | ±13.1%      |
| 4200                 | 37.1                               | 3.63                            | 6.18    | 6.18    | 6.18    | 0.25               | 1.50                    | ±13.1%      |
| 5250                 | 35.9                               | 4.71                            | 5.88    | 5.88    | 5.88    | 0.40               | 1.80                    | ±13.1%      |
| 5600                 | 35.5                               | 5.07                            | 5.08    | 5.08    | 5.08    | 0.40               | 1.80                    | ±13.1%      |
| 5800                 | 35.3                               | 5.27                            | 5.23    | 5.23    | 5.23    | 0.40               | 1.80                    | ±13.1%      |
| 5850                 | 35.2                               | 5.32                            | 5.18    | 5.18    | 5.18    | 0.40               | 1.80                    | ±13.1%      |

<sup>C</sup> Frequency validity above 300 MHz of ±100 MHz only applies for DASY v4.4 and higher (see Page 2), else it is restricted to ±50 MHz. The uncertainty is the RSS of the ConvF uncertainty at calibration frequency and the uncertainty for the indicated frequency band. Frequency validity below 300 MHz is ±10, 25, 40, 50 and 70 MHz for ConvF assessments at 30, 64, 128, 150 and 220 MHz respectively. Validity of ConvF assessed at 6 MHz is 4–9 MHz, and ConvF assessed at 13 MHz is 8–19 MHz. Above 5 GHz frequency validity can be extended to +110 MHz.

<sup>F</sup> At frequencies below 3 GHz, the validity of tissue parameters ( $\epsilon$  and  $\sigma$ ) can be relaxed to ±10% if liquid compensation formula is applied to measured SAR values. At frequencies above 3 GHz, the validity of tissue parameters ( $\epsilon$  and  $\sigma$ ) is restricted to +5%. The uncertainty is the RSS of the ConvF uncertainty for indicated target tissue parameters.

<sup>G</sup> Alpha/Depth are determined during calibration. SPEAG warrants that the remaining deviation due to the boundary effect after compensation is always less than ±1% for frequencies below 3 GHz and below ±2% for frequencies between 3–6 GHz at any distance larger than half the probe tip diameter from the boundary.

EX3DV4 - SN:7461

August 25, 2022

**Parameters of Probe: EX3DV4 - SN:7461**

**Calibration Parameter Determined in Body Tissue Simulating Media**

| f (MHz) <sup>C</sup> | Relative Permittivity <sup>F</sup> | Conductivity <sup>F</sup> (S/m) | ConvF X | ConvF Y | ConvF Z | Alpha <sup>G</sup> | Depth <sup>G</sup> (mm) | Unc (k = 2) |
|----------------------|------------------------------------|---------------------------------|---------|---------|---------|--------------------|-------------------------|-------------|
| 450                  | 56.7                               | 0.94                            | 11.31   | 11.31   | 11.31   | 0.11               | 1.20                    | ±13.3%      |
| 750                  | 55.5                               | 0.96                            | 10.15   | 10.15   | 10.15   | 0.40               | 0.80                    | ±12.0%      |
| 900                  | 55.0                               | 1.05                            | 9.75    | 9.75    | 9.75    | 0.53               | 0.80                    | ±12.0%      |
| 1810                 | 53.3                               | 1.52                            | 8.28    | 8.28    | 8.28    | 0.50               | 0.86                    | ±12.0%      |
| 2000                 | 53.3                               | 1.52                            | 8.03    | 8.03    | 8.03    | 0.38               | 0.86                    | ±12.0%      |
| 2300                 | 52.9                               | 1.81                            | 7.69    | 7.69    | 7.69    | 0.51               | 0.90                    | ±12.0%      |
| 2450                 | 52.7                               | 1.95                            | 7.63    | 7.63    | 7.63    | 0.45               | 0.90                    | ±12.0%      |
| 2600                 | 52.5                               | 2.16                            | 7.33    | 7.33    | 7.33    | 0.31               | 0.90                    | ±12.0%      |
| 3300                 | 51.6                               | 3.08                            | 6.69    | 6.69    | 6.69    | 0.40               | 1.35                    | ±13.1%      |
| 3500                 | 51.3                               | 3.31                            | 6.63    | 6.63    | 6.63    | 0.40               | 1.35                    | ±13.1%      |
| 3700                 | 51.0                               | 3.55                            | 6.23    | 6.23    | 6.23    | 0.40               | 1.35                    | ±13.1%      |
| 3900                 | 50.8                               | 3.78                            | 6.20    | 6.20    | 6.20    | 0.40               | 1.70                    | ±13.1%      |
| 4200                 | 50.4                               | 4.13                            | 6.05    | 6.05    | 6.05    | 0.40               | 1.80                    | ±13.1%      |
| 5250                 | 48.9                               | 5.36                            | 4.97    | 4.97    | 4.97    | 0.50               | 1.90                    | ±13.1%      |
| 5600                 | 48.5                               | 5.77                            | 4.23    | 4.23    | 4.23    | 0.50               | 1.90                    | ±13.1%      |
| 5800                 | 48.2                               | 6.00                            | 4.30    | 4.30    | 4.30    | 0.50               | 1.90                    | ±13.1%      |
| 5850                 | 48.1                               | 6.06                            | 4.26    | 4.26    | 4.26    | 0.50               | 1.90                    | ±13.1%      |

<sup>C</sup> Frequency validity above 300 MHz of +100MHz only applies for DASY v4.4 and higher (see Page 2), else it is restricted to +50 MHz. The uncertainty is the RSS of the ConvF uncertainty at calibration frequency and the uncertainty for the indicated frequency band. Frequency validity below 300 MHz is ±10, 25, 40, 60 and 70 MHz for ConvF assessments at 30, 64, 128, 150 and 220 MHz respectively. Validity of ConvF assessed at 6 MHz is 4–9 MHz, and ConvF assessed at 13 MHz is 9–19 MHz. Above 5 GHz frequency validity can be extended to +110 MHz.

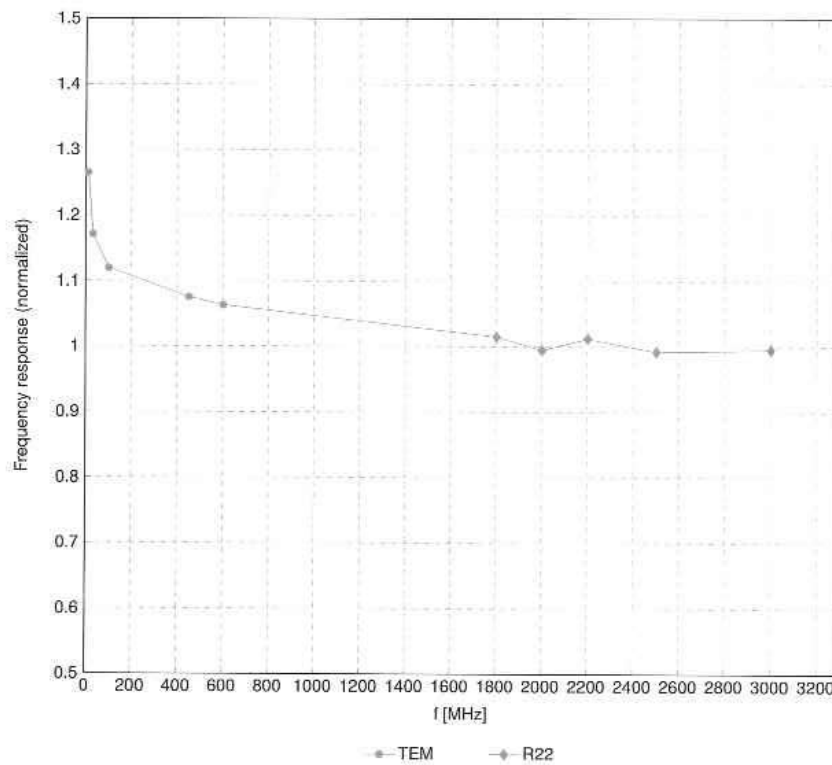
<sup>F</sup> At frequencies below 3 GHz, the validity of tissue parameters ( $\epsilon$  and  $\sigma$ ) can be relaxed to ±10% if liquid compensation formula is applied to measured SAR values. At frequencies above 3 GHz, the validity of tissue parameters ( $\epsilon$  and  $\sigma$ ) is restricted to ±5%. The uncertainty is the RSS of the ConvF uncertainty for indicated target tissue parameters.

<sup>G</sup> Alpha/Depth are determined during calibration. SPEAG warrants that the remaining deviation due to the boundary effect after compensation is always less than +1% for frequencies below 3 GHz and below +2% for frequencies between 3–6 GHz at any distance larger than half the probe tip diameter from the boundary.

EX3DV4 - SN:7461

August 25, 2022

### Frequency Response of E-Field (TEM-Cell:ifi110 EXX, Waveguide:R22)

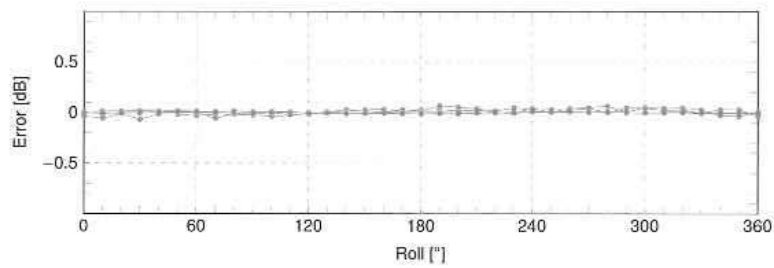
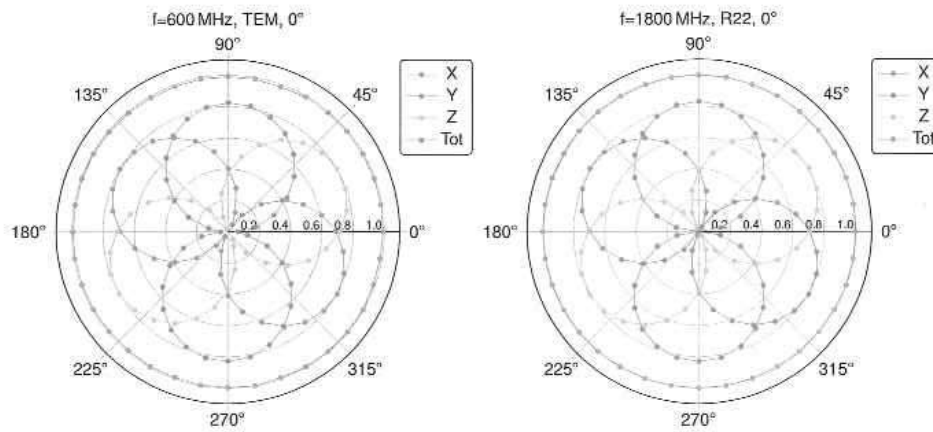


Uncertainty of Frequency Response of E-field:  $\pm 6.3\%$  ( $k=2$ )

EX3DV4 - SN:7461

August 25, 2022

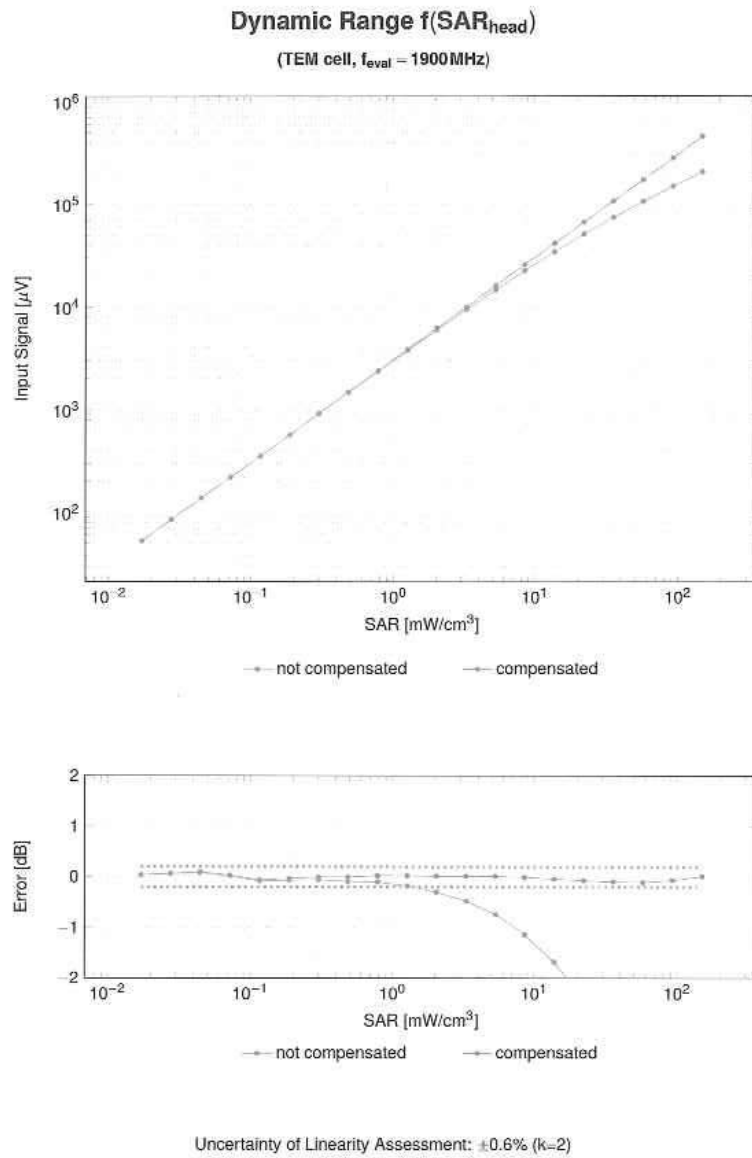
Receiving Pattern ( $\phi$ ),  $\vartheta = 0^\circ$



Uncertainty of Axial Isotropy Assessment:  $\pm 0.5\%$  (k=2)

EX3DV4 - SN:7461

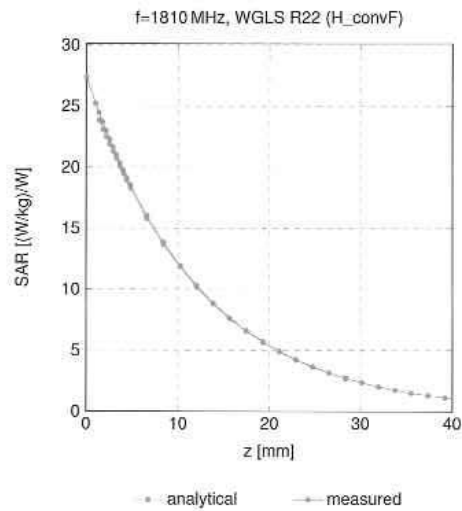
August 25, 2022



EX3DV4 - SN:7461

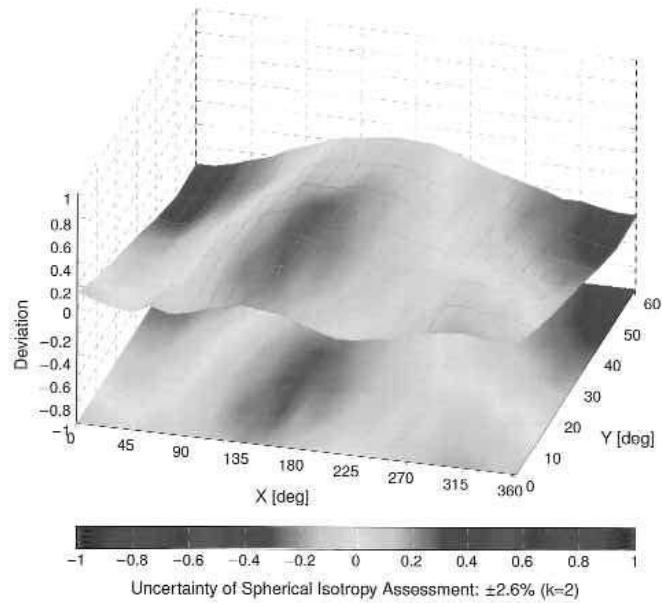
August 25, 2022

### Conversion Factor Assessment



### Deviation from Isotropy in Liquid

Error ( $\phi, \theta$ ), f=900MHz





EX3DV4 - SN:7461

August 25, 2022

**Appendix: Modulation Calibration Parameters**

| UID   | Rev | Communication System Name                           | Group     | PAR (dB) | Unc <sup>F</sup> k = 2 |
|-------|-----|---|-----------|----------|------------------------|
| 0     |     | CW  | CW        | 0.00     | ±4.7                   |
| 10010 | CAA | SAR Validation (Square, 100 ms, 10 ms)              | Test      | 10.00    | ±9.6                   |
| 10011 | CAB | UMTS-FDD (WCDMA)                                    | WCDMA     | 2.91     | ±9.6                   |
| 10012 | CAB | IEEE 802.11b WiFi 2.4 GHz (DSSS, 1 Mbps)            | WLAN      | 1.87     | ±9.6                   |
| 10013 | CAB | IEEE 802.11g WiFi 2.4 GHz (DSSS-OFDM, 6 Mbps)       | WLAN      | 9.46     | ±9.6                   |
| 10021 | DAC | GSM-FDD (TDMA, GMSK)                                | GSM       | 9.39     | ±9.6                   |
| 10023 | DAC | GPRS-FDD (TDMA, GMSK, TN 0)                         | GSM       | 9.57     | ±9.6                   |
| 10024 | DAC | GPRS-FDD (TDMA, GMSK, TN 0-1)                       | GSM       | 6.56     | ±9.6                   |
| 10025 | DAC | EDGE-FDD (TDMA, 8PSK, TN 0)                         | GSM       | 12.62    | ±9.6                   |
| 10026 | DAC | EDGE-FDD (TDMA, 8PSK, TN 0-1)                       | GSM       | 9.55     | ±9.6                   |
| 10027 | DAC | GPRS-FDD (TDMA, GMSK, TN 0-1-2)                     | GSM       | 4.80     | ±9.6                   |
| 10028 | DAC | GPRS-FDD (TDMA, GMSK, TN 0-1-2-3)                   | GSM       | 3.55     | ±9.6                   |
| 10029 | DAC | EDGE-FDD (TDMA, 8PSK, TN 0-1-2)                     | GSM       | 7.78     | ±9.6                   |
| 10030 | CAA | IEEE 802.15.1 Bluetooth (GFSK, DH1)                 | Bluetooth | 5.30     | ±9.6                   |
| 10031 | CAA | IEEE 802.15.1 Bluetooth (GFSK, DH3)                 | Bluetooth | 1.87     | ±9.6                   |
| 10032 | CAA | IEEE 802.15.1 Bluetooth (GFSK, DH5)                 | Bluetooth | 1.16     | ±9.6                   |
| 10033 | CAA | IEEE 802.15.1 Bluetooth (PI/4-DQPSK, DH1)           | Bluetooth | 7.74     | ±9.6                   |
| 10034 | CAA | IEEE 802.15.1 Bluetooth (PI/4-DQPSK, DH3)           | Bluetooth | 4.51     | ±9.6                   |
| 10035 | CAA | IEEE 802.15.1 Bluetooth (PI/4-DQPSK, DH5)           | Bluetooth | 3.83     | ±9.6                   |
| 10036 | CAA | IEEE 802.15.1 Bluetooth (8-PSK, DH1)                | Bluetooth | 8.01     | ±9.6                   |
| 10037 | CAA | IEEE 802.15.1 Bluetooth (8-PSK, DH3)                | Bluetooth | 4.77     | ±9.6                   |
| 10038 | CAA | IEEE 802.15.1 Bluetooth (8-PSK, DH5)                | Bluetooth | 4.10     | ±9.6                   |
| 10039 | CAB | CDMA2000 (1xRTT, RC1)                               | CDMA2000  | 4.57     | ±9.6                   |
| 10042 | CAB | IS-94 / IS-136 FDD (TDMA/FDM, PI/4-DQPSK, Halfrate) | AMPS      | 7.78     | ±9.6                   |
| 10044 | CAA | IS-94 / EIA/TIA-553 FDD (FDMA, FM)                  | AMPS      | 0.00     | ±9.6                   |
| 10048 | CAA | DECT (TDD, TDMA/FDM, GFSK, Full Slot, 24)           | DECT      | 13.80    | ±9.6                   |
| 10049 | CAA | DECT (TDD, TDMA/FDM, GFSK, Double Slot, 12)         | DECT      | 10.79    | ±9.6                   |
| 10056 | CAA | UMTS-TDD (TD-SCDMA, 1.28 Mcps)                      | TD-SCDMA  | 11.01    | ±9.6                   |
| 10058 | DAC | EDGE-FDD (TDMA, 8PSK, TN 0-1-2-3)                   | GSM       | 6.52     | ±9.6                   |
| 10059 | CAB | IEEE 802.11b WiFi 2.4 GHz (DSSS, 2 Mbps)            | WLAN      | 2.12     | ±9.6                   |
| 10060 | CAB | IEEE 802.11b WiFi 2.4 GHz (DSSS, 5.5 Mbps)          | WLAN      | 2.83     | ±9.6                   |
| 10061 | CAB | IEEE 802.11b WiFi 2.4 GHz (DSSS, 11 Mbps)           | WLAN      | 3.60     | ±9.6                   |
| 10062 | CAD | IEEE 802.11a/h WiFi 5 GHz (OFDM, 6 Mbps)            | WLAN      | 8.68     | ±9.6                   |
| 10063 | CAD | IEEE 802.11a/h WiFi 5 GHz (OFDM, 9 Mbps)            | WLAN      | 8.63     | ±9.6                   |
| 10064 | CAD | IEEE 802.11a/h WiFi 5 GHz (OFDM, 12 Mbps)           | WLAN      | 9.09     | ±9.6                   |
| 10065 | CAD | IEEE 802.11a/h WiFi 5 GHz (OFDM, 18 Mbps)           | WLAN      | 9.00     | ±9.6                   |
| 10066 | CAD | IEEE 802.11a/h WiFi 5 GHz (OFDM, 24 Mbps)           | WLAN      | 9.38     | ±9.6                   |
| 10067 | CAD | IEEE 802.11a/h WiFi 5 GHz (OFDM, 36 Mbps)           | WLAN      | 10.12    | ±9.6                   |
| 10068 | CAD | IEEE 802.11a/h WiFi 5 GHz (OFDM, 48 Mbps)           | WLAN      | 10.24    | ±9.6                   |
| 10069 | CAD | IEEE 802.11a/h WiFi 5 GHz (OFDM, 54 Mbps)           | WLAN      | 10.56    | ±9.6                   |
| 10071 | CAB | IEEE 802.11g WiFi 2.4 GHz (DSSS/OFDM, 9 Mbps)       | WLAN      | 9.83     | ±9.6                   |
| 10072 | CAB | IEEE 802.11g WiFi 2.4 GHz (DSSS/OFDM, 12 Mbps)      | WLAN      | 9.62     | ±9.6                   |
| 10073 | CAB | IEEE 802.11g WiFi 2.4 GHz (DSSS/OFDM, 18 Mbps)      | WLAN      | 9.94     | ±9.6                   |
| 10074 | CAB | IEEE 802.11g WiFi 2.4 GHz (DSSS/OFDM, 24 Mbps)      | WLAN      | 10.30    | ±9.6                   |
| 10075 | CAB | IEEE 802.11g WiFi 2.4 GHz (DSSS/OFDM, 36 Mbps)      | WLAN      | 10.77    | ±9.6                   |
| 10076 | CAB | IEEE 802.11g WiFi 2.4 GHz (DSSS/OFDM, 48 Mbps)      | WLAN      | 10.94    | ±9.6                   |
| 10077 | CAB | IEEE 802.11g WiFi 2.4 GHz (DSSS/OFDM, 54 Mbps)      | WLAN      | 11.00    | ±9.6                   |
| 10081 | CAB | CDMA2000 (1xRTT, RC3)                               | CDMA2000  | 3.97     | ±9.6                   |
| 10082 | CAB | IS-94 / IS-136 FDD (TDMA/FDM, PI/4-DQPSK, Fullrate) | AMPS      | 4.77     | ±9.6                   |
| 10090 | DAC | GPRS-FDD (TDMA, GMSK, TN 0-4)                       | GSM       | 6.56     | ±9.6                   |
| 10097 | CAC | UMTS-FDD (HSDPA)                                    | WCDMA     | 3.98     | ±9.6                   |
| 10098 | DAC | UMTS-FDD (HSUPA, Subslot 2)                         | WCDMA     | 3.98     | ±9.6                   |
| 10099 | CAC | EDGE-FDD (TDMA, 8PSK, TN 0-4)                       | GSM       | 9.55     | ±9.6                   |
| 10100 | CAC | LTE-FDD (SC-FDMA, 100% RB, 20 MHz, QPSK)            | LTE-FDD   | 5.67     | ±9.6                   |
| 10101 | CAB | LTE-FDD (SC-FDMA, 100% RB, 20 MHz, 16-QAM)          | LTE-FDD   | 6.42     | ±9.6                   |
| 10102 | CAB | LTE-FDD (SC-FDMA, 100% RB, 20 MHz, 64-QAM)          | LTE-FDD   | 6.60     | ±9.6                   |
| 10103 | DAC | LTE-TDD (SC-FDMA, 100% RB, 20 MHz, QPSK)            | LTE-TDD   | 9.29     | ±9.6                   |
| 10104 | CAE | LTE-TDD (SC-FDMA, 100% RB, 20 MHz, 16-QAM)          | LTE-TDD   | 9.97     | ±9.6                   |
| 10105 | CAE | LTE-TDD (SC-FDMA, 100% RB, 20 MHz, 64-QAM)          | LTE-TDD   | 10.01    | ±9.6                   |
| 10108 | CAE | LTE-FDD (SC-FDMA, 100% RB, 10 MHz, QPSK)            | LTE-FDD   | 5.80     | ±9.6                   |
| 10109 | CAG | LTE-FDD (SC-FDMA, 100% RB, 10 MHz, 16-QAM)          | LTE-FDD   | 6.43     | ±9.6                   |
| 10110 | CAG | LTE-FDD (SC-FDMA, 100% RB, 5 MHz, QPSK)             | LTE-FDD   | 5.75     | ±9.6                   |
| 10111 | CAG | LTE-FDD (SC-FDMA, 100% RB, 5 MHz, 16-QAM)           | LTE-FDD   | 6.44     | ±9.6                   |

EX3DV4 - SN:7461

August 25, 2022

| UID   | Rev | Communication System Name                      | Group   | PAR (dB) | Unc <sup>F</sup> k = 2 |
|-------|-----|--|---------|----------|------------------------|
| 10112 | CAG | LTE-FDD (SC-FDMA, 100% RB, 10 MHz, 64-QAM)     | LTE-FDD | 6.59     | ±9.6                   |
| 10113 | CAG | LTE-FDD (SC-FDMA, 100% RB, 5 MHz, 64-QAM)      | LTE-FDD | 6.82     | ±9.6                   |
| 10114 | CAG | IEEE 802.11n (HT Greenfield, 13.5 Mbps, BPSK)  | WLAN    | 8.10     | ±9.6                   |
| 10115 | CAG | IEEE 802.11n (HT Greenfield, 81 Mbps, 16-QAM)  | WLAN    | 8.46     | ±9.6                   |
| 10116 | CAG | IEEE 802.11n (HT Greenfield, 135 Mbps, 64-QAM) | WLAN    | 8.15     | ±9.6                   |
| 10117 | CAG | IEEE 802.11n (HT Mixed, 13.5 Mbps, BPSK)       | WLAN    | 8.07     | ±9.6                   |
| 10118 | CAD | IEEE 802.11n (HT Mixed, 81 Mbps, 16-QAM)       | WLAN    | 8.59     | ±9.6                   |
| 10119 | CAD | IEEE 802.11n (HT Mixed, 135 Mbps, 64-QAM)      | WLAN    | 8.13     | ±9.6                   |
| 10140 | CAD | LTE-FDD (SC-FDMA, 100% RB, 15 MHz, 16-QAM)     | LTE-FDD | 6.49     | ±9.6                   |
| 10141 | CAD | LTE-FDD (SC-FDMA, 100% RB, 15 MHz, 84-QAM)     | LTE-FDD | 6.53     | ±9.6                   |
| 10142 | CAD | LTE-FDD (SC-FDMA, 100% RB, 3 MHz, QPSK)        | LTE-FDD | 5.73     | ±9.6                   |
| 10143 | CAD | LTE-FDD (SC-FDMA, 100% RB, 3 MHz, 16-QAM)      | LTE-FDD | 6.35     | ±9.6                   |
| 10144 | CAC | LTE-FDD (SC-FDMA, 100% RB, 3 MHz, 64-QAM)      | LTE-FDD | 6.65     | ±9.6                   |
| 10145 | CAC | LTE-FDD (SC-FDMA, 100% RB, 1.4 MHz, QPSK)      | LTE-FDD | 5.76     | ±9.6                   |
| 10146 | CAC | LTE-FDD (SC-FDMA, 100% RB, 1.4 MHz, 16-QAM)    | LTE-FDD | 6.41     | ±9.6                   |
| 10147 | CAC | LTE-FDD (SC-FDMA, 100% RB, 1.4 MHz, 64-QAM)    | LTE-FDD | 6.72     | ±9.6                   |
| 10149 | CAE | LTE-FDD (SC-FDMA, 50% RB, 20 MHz, 16-QAM)      | LTE-FDD | 6.42     | ±9.6                   |
| 10150 | CAE | LTE-FDD (SC-FDMA, 50% RB, 20 MHz, 64-QAM)      | LTE-FDD | 6.60     | ±9.6                   |
| 10151 | CAE | LTE-TDD (SC-FDMA, 50% RB, 20 MHz, QPSK)        | LTE-TDD | 9.28     | ±9.6                   |
| 10152 | CAE | LTE-TDD (SC-FDMA, 50% RB, 20 MHz, 16-QAM)      | LTE-TDD | 9.92     | ±9.6                   |
| 10153 | CAE | LTE-TDD (SC-FDMA, 50% RB, 20 MHz, 64-QAM)      | LTE-TDD | 10.05    | ±9.6                   |
| 10154 | CAF | LTE-FDD (SC-FDMA, 50% RB, 10 MHz, QPSK)        | LTE-FDD | 5.75     | ±9.6                   |
| 10155 | CAF | LTE-FDD (SC-FDMA, 50% RB, 10 MHz, 16-QAM)      | LTE-FDD | 6.43     | ±9.6                   |
| 10156 | CAF | LTE-FDD (SC-FDMA, 50% RB, 5 MHz, QPSK)         | LTE-FDD | 5.79     | ±9.6                   |
| 10157 | CAE | LTE-FDD (SC-FDMA, 50% RB, 5 MHz, 16-QAM)       | LTE-FDD | 6.49     | ±9.6                   |
| 10158 | CAF | LTE-FDD (SC-FDMA, 50% RB, 10 MHz, 64-QAM)      | LTE-FDD | 6.62     | ±9.6                   |
| 10159 | CAG | LTE-FDD (SC-FDMA, 50% RB, 5 MHz, 64-QAM)       | LTE-FDD | 6.56     | ±9.6                   |
| 10160 | CAG | LTE-FDD (SC-FDMA, 50% RB, 15 MHz, QPSK)        | LTE-FDD | 5.82     | ±9.6                   |
| 10161 | CAG | LTE-FDD (SC-FDMA, 50% RB, 15 MHz, 16-QAM)      | LTE-FDD | 6.43     | ±9.6                   |
| 10162 | CAG | LTE-FDD (SC-FDMA, 50% RB, 15 MHz, 64-QAM)      | LTE-FDD | 6.58     | ±9.6                   |
| 10166 | CAG | LTE-FDD (SC-FDMA, 50% RB, 1.4 MHz, QPSK)       | LTE-FDD | 5.46     | ±9.6                   |
| 10167 | CAG | LTE-FDD (SC-FDMA, 50% RB, 1.4 MHz, 16-QAM)     | LTE-FDD | 6.21     | ±9.6                   |
| 10168 | CAG | LTE-FDD (SC-FDMA, 50% RB, 1.4 MHz, 64-QAM)     | LTE-FDD | 6.79     | ±9.6                   |
| 10169 | CAG | LTE-FDD (SC-FDMA, 1 RB, 20 MHz, QPSK)          | LTE-FDD | 5.73     | ±9.6                   |
| 10170 | CAG | LTE-FDD (SC-FDMA, 1 RB, 20 MHz, 16-QAM)        | LTE-FDD | 6.52     | ±9.6                   |
| 10171 | CAE | LTE-FDD (SC-FDMA, 1 RB, 20 MHz, 64-QAM)        | LTE-FDD | 6.49     | ±9.6                   |
| 10172 | CAE | LTE-TDD (SC-FDMA, 1 RB, 20 MHz, QPSK)          | LTE-TDD | 9.21     | ±9.6                   |
| 10173 | CAE | LTE-TDD (SC-FDMA, 1 RB, 20 MHz, 16-QAM)        | LTE-TDD | 9.48     | ±9.6                   |
| 10174 | CAF | LTE-TDD (SC-FDMA, 1 RB, 20 MHz, 64-QAM)        | LTE-TDD | 10.25    | ±9.6                   |
| 10175 | CAF | LTE-FDD (SC-FDMA, 1 RB, 10 MHz, QPSK)          | LTE-FDD | 5.72     | ±9.6                   |
| 10176 | CAF | LTE-FDD (SC-FDMA, 1 RB, 10 MHz, 16-QAM)        | LTE-FDD | 6.52     | ±9.6                   |
| 10177 | CAE | LTE-FDD (SC-FDMA, 1 RB, 5 MHz, QPSK)           | LTE-FDD | 5.73     | ±9.6                   |
| 10178 | CAE | LTE-FDD (SC-FDMA, 1 RB, 5 MHz, 16-QAM)         | LTE-FDD | 6.52     | ±9.6                   |
| 10179 | AAE | LTE-FDD (SC-FDMA, 1 RB, 10 MHz, 64-QAM)        | LTE-FDD | 6.50     | ±9.6                   |
| 10180 | CAG | LTE-FDD (SC-FDMA, 1 RB, 5 MHz, 64-QAM)         | LTE-FDD | 6.50     | ±9.6                   |
| 10181 | CAG | LTE-FDD (SC-FDMA, 1 RB, 15 MHz, QPSK)          | LTE-FDD | 5.72     | ±9.6                   |
| 10182 | CAG | LTE-FDD (SC-FDMA, 1 RB, 15 MHz, 16-QAM)        | LTE-FDD | 6.52     | ±9.6                   |
| 10183 | CAG | LTE-FDD (SC-FDMA, 1 RB, 15 MHz, 64-QAM)        | LTE-FDD | 6.50     | ±9.6                   |
| 10184 | CAG | LTE-FDD (SC-FDMA, 1 RB, 3 MHz, QPSK)           | LTE-FDD | 5.73     | ±9.6                   |
| 10185 | CAF | LTE-FDD (SC-FDMA, 1 RB, 3 MHz, 16-QAM)         | LTE-FDD | 6.51     | ±9.6                   |
| 10186 | CAG | LTE-FDD (SC-FDMA, 1 RB, 3 MHz, 64-QAM)         | LTE-FDD | 6.50     | ±9.6                   |
| 10187 | CAG | LTE-FDD (SC-FDMA, 1 RB, 1.4 MHz, QPSK)         | LTE-FDD | 5.73     | ±9.6                   |
| 10188 | CAG | LTE-FDD (SC-FDMA, 1 RB, 1.4 MHz, 16-QAM)       | LTE-FDD | 6.52     | ±9.6                   |
| 10189 | CAF | LTE-FDD (SC-FDMA, 1 RB, 1.4 MHz, 64-QAM)       | LTE-FDD | 6.50     | ±9.6                   |
| 10193 | CAE | IEEE 802.11n (HT Greenfield, 6.5 Mbps, BPSK)   | WLAN    | 8.09     | ±9.6                   |
| 10194 | AAD | IEEE 802.11n (HT Greenfield, 39 Mbps, 16-QAM)  | WLAN    | 8.12     | ±9.6                   |
| 10195 | CAE | IEEE 802.11n (HT Greenfield, 85 Mbps, 64-QAM)  | WLAN    | 8.21     | ±9.6                   |
| 10198 | CAE | IEEE 802.11n (HT Mixed, 6.5 Mbps, BPSK)        | WLAN    | 8.10     | ±9.6                   |
| 10197 | AAE | IEEE 802.11n (HT Mixed, 39 Mbps, 16-QAM)       | WLAN    | 8.13     | ±9.6                   |
| 10198 | CAF | IEEE 802.11n (HT Mixed, 65 Mbps, 64-QAM)       | WLAN    | 8.27     | ±9.6                   |
| 10219 | CAF | IEEE 802.11n (HT Mixed, 7.2 Mbps, BPSK)        | WLAN    | 8.03     | ±9.6                   |
| 10220 | AAF | IEEE 802.11n (HT Mixed, 43.3 Mbps, 16-QAM)     | WLAN    | 8.13     | ±9.6                   |
| 10221 | CAC | IEEE 802.11n (HT Mixed, 72.2 Mbps, 64-QAM)     | WLAN    | 8.27     | ±9.6                   |
| 10222 | CAC | IEEE 802.11n (HT Mixed, 15 Mbps, BPSK)         | WLAN    | 8.06     | ±9.6                   |
| 10223 | CAD | IEEE 802.11n (HT Mixed, 90 Mbps, 16-QAM)       | WLAN    | 8.48     | ±9.6                   |
| 10224 | CAD | IEEE 802.11n (HT Mixed, 150 Mbps, 64-QAM)      | WLAN    | 8.08     | ±9.6                   |

EX3DV4 - SN:7461

August 25, 2022

| UID   | Rev | Communication System Name                                   | Group    | PAR (dB) | Unc <sup>E</sup> k = 2 |
|-------|-----|---|----------|----------|------------------------|
| 10225 | CAD | UMTS-FDD (HSPA+)  | WCDMA    | 5.97     | ±9.6                   |
| 10226 | CAD | LTE-TDD (SC-FDMA, 1 RB, 1.4 MHz, 16-QAM)                    | LTE-TDD  | 9.49     | ±9.6                   |
| 10227 | CAD | LTE-TDD (SC-FDMA, 1 RB, 1.4 MHz, 64-QAM)                    | LTE-TDD  | 10.26    | ±9.6                   |
| 10228 | CAD | LTE-TDD (SC-FDMA, 1 RB, 1.4 MHz, QPSK)                      | LTE-TDD  | 9.22     | ±9.6                   |
| 10229 | DAC | LTE-TDD (SC-FDMA, 1 RB, 3 MHz, 16-QAM)                      | LTE-TDD  | 9.48     | ±9.6                   |
| 10230 | CAC | LTE-TDD (SC-FDMA, 1 RB, 3 MHz, 64-QAM)                      | LTE-TDD  | 10.25    | ±9.6                   |
| 10231 | CAC | LTE-TDD (SC-FDMA, 1 RB, 3 MHz, QPSK)                        | LTE-TDD  | 9.19     | ±9.6                   |
| 10232 | CAD | LTE-TDD (SC-FDMA, 1 RB, 5 MHz, 16-QAM)                      | LTE-TDD  | 9.48     | ±9.6                   |
| 10233 | CAD | LTE-TDD (SC-FDMA, 1 RB, 5 MHz, 64-QAM)                      | LTE-TDD  | 10.25    | ±9.6                   |
| 10234 | CAD | LTE-TDD (SC-FDMA, 1 RB, 5 MHz, QPSK)                        | LTE-TDD  | 9.21     | ±9.6                   |
| 10235 | CAD | LTE-TDD (SC-FDMA, 1 RB, 10 MHz, 16-QAM)                     | LTE-TDD  | 9.48     | ±9.6                   |
| 10236 | CAD | LTE-TDD (SC-FDMA, 1 RB, 10 MHz, 64-QAM)                     | LTE-TDD  | 10.25    | ±9.6                   |
| 10237 | CAD | LTE-TDD (SC-FDMA, 1 RB, 10 MHz, QPSK)                       | LTE-TDD  | 9.21     | ±9.6                   |
| 10238 | CAB | LTE-TDD (SC-FDMA, 1 RB, 15 MHz, 16-QAM)                     | LTE-TDD  | 9.48     | ±9.6                   |
| 10239 | CAB | LTE-TDD (SC-FDMA, 1 RB, 15 MHz, 64-QAM)                     | LTE-TDD  | 10.25    | ±9.6                   |
| 10240 | CAB | LTE-TDD (SC-FDMA, 1 RB, 15 MHz, QPSK)                       | LTE-TDD  | 9.21     | ±9.6                   |
| 10241 | CAB | LTE-TDD (SC-FDMA, 50% RB, 1.4 MHz, 16-QAM)                  | LTE-TDD  | 9.82     | ±9.6                   |
| 10242 | CAD | LTE-TDD (SC-FDMA, 50% RB, 1.4 MHz, 64-QAM)                  | LTE-TDD  | 9.86     | ±9.6                   |
| 10243 | CAD | LTE-TDD (SC-FDMA, 50% RB, 1.4 MHz, QPSK)                    | LTE-TDD  | 9.46     | ±9.6                   |
| 10244 | CAD | LTE-TDD (SC-FDMA, 50% RB, 3 MHz, 16-QAM)                    | LTE-TDD  | 10.06    | ±9.6                   |
| 10245 | CAG | LTE-TDD (SC-FDMA, 50% RB, 3 MHz, 64-QAM)                    | LTE-TDD  | 10.06    | ±9.6                   |
| 10246 | CAG | LTE-TDD (SC-FDMA, 50% RB, 3 MHz, QPSK)                      | LTE-TDD  | 9.30     | ±9.6                   |
| 10247 | CAG | LTE-TDD (SC-FDMA, 50% RB, 5 MHz, 16-QAM)                    | LTE-TDD  | 9.91     | ±9.6                   |
| 10248 | CAG | LTE-TDD (SC-FDMA, 50% RB, 5 MHz, 64-QAM)                    | LTE-TDD  | 10.09    | ±9.6                   |
| 10249 | CAG | LTE-TDD (SC-FDMA, 50% RB, 5 MHz, QPSK)                      | LTE-TDD  | 9.29     | ±9.6                   |
| 10250 | CAG | LTE-TDD (SC-FDMA, 50% RB, 10 MHz, 16-QAM)                   | LTE-TDD  | 9.81     | ±9.6                   |
| 10251 | CAF | LTE-TDD (SC-FDMA, 50% RB, 10 MHz, 64-QAM)                   | LTE-TDD  | 10.17    | ±9.6                   |
| 10252 | CAF | LTE-TDD (SC-FDMA, 50% RB, 10 MHz, QPSK)                     | LTE-TDD  | 9.24     | ±9.6                   |
| 10253 | CAF | LTE-TDD (SC-FDMA, 50% RB, 15 MHz, 16-QAM)                   | LTE-TDD  | 9.90     | ±9.6                   |
| 10254 | CAB | LTE-TDD (SC-FDMA, 50% RB, 15 MHz, 64-QAM)                   | LTE-TDD  | 10.14    | ±9.6                   |
| 10255 | CAB | LTE-TDD (SC-FDMA, 50% RB, 15 MHz, QPSK)                     | LTE-TDD  | 9.20     | ±9.6                   |
| 10256 | CAB | LTE-TDD (SC-FDMA, 100% RB, 1.4 MHz, 16-QAM)                 | LTE-TDD  | 9.96     | ±9.6                   |
| 10257 | CAD | LTE-TDD (SC-FDMA, 100% RB, 1.4 MHz, 64-QAM)                 | LTE-TDD  | 10.08    | ±9.6                   |
| 10258 | CAD | LTE-TDD (SC-FDMA, 100% RB, 1.4 MHz, QPSK)                   | LTE-TDD  | 9.34     | ±9.6                   |
| 10259 | CAD | LTE-TDD (SC-FDMA, 100% RB, 3 MHz, 16-QAM)                   | LTE-TDD  | 9.98     | ±9.6                   |
| 10260 | CAG | LTE-TDD (SC-FDMA, 100% RB, 3 MHz, 64-QAM)                   | LTE-TDD  | 9.97     | ±9.6                   |
| 10261 | CAG | LTE-TDD (SC-FDMA, 100% RB, 3 MHz, QPSK)                     | LTE-TDD  | 9.24     | ±9.6                   |
| 10262 | CAG | LTE-TDD (SC-FDMA, 100% RB, 5 MHz, 16-QAM)                   | LTE-TDD  | 9.83     | ±9.6                   |
| 10263 | CAG | LTE-TDD (SC-FDMA, 100% RB, 5 MHz, 64-QAM)                   | LTE-TDD  | 10.16    | ±9.6                   |
| 10264 | CAG | LTE-TDD (SC-FDMA, 100% RB, 5 MHz, QPSK)                     | LTE-TDD  | 9.23     | ±9.6                   |
| 10265 | CAG | LTE-TDD (SC-FDMA, 100% RB, 10 MHz, 16-QAM)                  | LTE-TDD  | 9.92     | ±9.6                   |
| 10266 | CAF | LTE-TDD (SC-FDMA, 100% RB, 10 MHz, 64-QAM)                  | LTE-TDD  | 10.07    | ±9.6                   |
| 10267 | CAF | LTE-TDD (SC-FDMA, 100% RB, 10 MHz, QPSK)                    | LTE-TDD  | 9.30     | ±9.6                   |
| 10268 | CAF | LTE-TDD (SC-FDMA, 100% RB, 15 MHz, 16-QAM)                  | LTE-TDD  | 10.06    | ±9.6                   |
| 10269 | CAB | LTE-TDD (SC-FDMA, 100% RB, 15 MHz, 64-QAM)                  | LTE-TDD  | 10.13    | ±9.6                   |
| 10270 | CAB | LTE-TDD (SC-FDMA, 100% RB, 15 MHz, QPSK)                    | LTE-TDD  | 9.58     | ±9.6                   |
| 10274 | CAB | UMTS-FDD (HSUPA, Subtest 5, 3GPP Rel8.10)                   | WCDMA    | 4.87     | ±9.6                   |
| 10275 | CAD | UMTS-FDD (HSUPA, Subtest 5, 3GPP Rel8.4)                    | WCDMA    | 3.96     | ±9.6                   |
| 10277 | CAD | PHS (QPSK)  | PHS      | 11.81    | ±9.6                   |
| 10278 | CAD | PHS (QPSK, BW 884 MHz, Rolloff 0.5)                         | PHS      | 11.81    | ±9.6                   |
| 10279 | CAG | PHS (QPSK, BW 884 MHz, Rolloff 0.38)                        | PHS      | 12.18    | ±9.6                   |
| 10290 | CAG | CDMA2000, RC1, SO55, Full Rate                              | CDMA2000 | 3.91     | ±9.6                   |
| 10291 | CAG | CDMA2000, RC3, SO55, Full Rate                              | CDMA2000 | 3.46     | ±9.6                   |
| 10292 | CAG | CDMA2000, RC3, SO32, Full Rate                              | CDMA2000 | 3.39     | ±9.6                   |
| 10293 | CAG | CDMA2000, RC3, SO3, Full Rate                               | CDMA2000 | 3.50     | ±9.6                   |
| 10295 | CAG | CDMA2000, RC1, SO3, 1/8th Rate 25 fr.                       | CDMA2000 | 12.49    | ±9.6                   |
| 10297 | CAF | LTE-FDD (SC-FDMA, 50% RB, 20 MHz, QPSK)                     | LTE-FDD  | 5.81     | ±9.6                   |
| 10298 | CAF | LTE-FDD (SC-FDMA, 50% RB, 3 MHz, QPSK)                      | LTE-FDD  | 5.72     | ±9.6                   |
| 10299 | CAF | LTE-FDD (SC-FDMA, 50% RB, 3 MHz, 16-QAM)                    | LTE-FDD  | 6.39     | ±9.6                   |
| 10300 | CAC | LTE-FDD (SC-FDMA, 50% RB, 3 MHz, 64-QAM)                    | LTE-FDD  | 6.60     | ±9.6                   |
| 10301 | CAC | IEEE 802.16e WIMAX (29:18, 5 ms, 10 MHz, QPSK, PUSC)        | WIMAX    | 12.03    | ±9.6                   |
| 10302 | CAB | IEEE 802.16e WIMAX (29:18, 5 ms, 10 MHz, QPSK, PUSC, 3CTRL) | WIMAX    | 12.57    | ±9.6                   |
| 10303 | CAB | IEEE 802.16e WIMAX (31:15, 5 ms, 10 MHz, 64QAM, PUSC)       | WIMAX    | 12.52    | ±9.6                   |
| 10304 | CAA | IEEE 802.16e WIMAX (29:18, 5 ms, 10 MHz, 64QAM, PUSC)       | WIMAX    | 11.86    | ±9.6                   |
| 10305 | CAA | IEEE 802.16e WIMAX (31:15, 10 ms, 10 MHz, 64QAM, PUSC)      | WIMAX    | 15.24    | ±9.6                   |
| 10306 | CAA | IEEE 802.16e WIMAX (29:18, 10 ms, 10 MHz, 64QAM, PUSC)      | WIMAX    | 14.67    | ±9.6                   |

EX3DV4 - SN:7461

August 25, 2022

| UID   | Rev | Communication System Name                                  | Group    | PAR (dB) | Unc <sup>F</sup> k=2 |
|-------|-----|--|----------|----------|----------------------|
| 10307 | AAB | IEEE 802.16e WIMAX (29:18, 10 ms, 10 MHz, QPSK, PUSC)      | WIMAX    | 14.49    | ±9.6                 |
| 10308 | AAB | IEEE 802.16e WIMAX (29:18, 10 ms, 10 MHz, 16QAM, PUSC)     | WIMAX    | 14.46    | ±9.6                 |
| 10309 | AAB | IEEE 802.16e WIMAX (29:18, 10 ms, 10 MHz, 16QAM, AMC 2x3)  | WIMAX    | 14.58    | ±9.6                 |
| 10310 | AAB | IEEE 802.16e WIMAX (29:18, 10 ms, 10 MHz, QPSK, AMC 2x3)   | WIMAX    | 14.57    | ±9.6                 |
| 10311 | AAB | LTE-FDD (SC-FDMA, 100% RB, 15 MHz, QPSK)                   | LTE-FDD  | 6.06     | ±9.6                 |
| 10313 | AAD | IDEN 1.3   | IDEN     | 10.51    | ±9.6                 |
| 10314 | AAD | IDEN 1.6   | IDEN     | 13.48    | ±9.6                 |
| 10315 | AAD | IEEE 802.11b WiFi 2.4 GHz (DSSS, 1 Mbps, 96pc dc)          | WLAN     | 1.71     | ±9.6                 |
| 10316 | AAD | IEEE 802.11g WiFi 2.4 GHz (ERP-OFDM, 6 Mbps, 96pc dc)      | WLAN     | 8.36     | ±9.6                 |
| 10317 | AAA | IEEE 802.11a WiFi 5 GHz (OFDM, 6 Mbps, 96pc dc)            | WLAN     | 8.36     | ±9.6                 |
| 10352 | AAA | Pulse Waveform (200 Hz, 10%)                               | Generic  | 10.00    | ±9.6                 |
| 10353 | AAA | Pulse Waveform (200 Hz, 20%)                               | Generic  | 6.99     | ±9.6                 |
| 10354 | AAA | Pulse Waveform (200 Hz, 40%)                               | Generic  | 3.98     | ±9.6                 |
| 10355 | AAA | Pulse Waveform (200 Hz, 60%)                               | Generic  | 2.22     | ±9.6                 |
| 10356 | AAA | Pulse Waveform (200 Hz, 80%)                               | Generic  | 0.97     | ±9.6                 |
| 10387 | AAA | QPSK Waveform, 1 MHz                                       | Generic  | 5.10     | ±9.6                 |
| 10388 | AAA | QPSK Waveform, 10 MHz                                      | Generic  | 5.22     | ±9.6                 |
| 10396 | AAA | 64-QAM Waveform, 100 kHz                                   | Generic  | 6.27     | ±9.6                 |
| 10399 | AAA | 64-QAM Waveform, 40 MHz                                    | Generic  | 6.27     | ±9.6                 |
| 10400 | AAD | IEEE 802.11ac WiFi (20 MHz, 64-QAM, 99pc dc)               | WLAN     | 8.37     | ±9.6                 |
| 10401 | AAA | IEEE 802.11ac WiFi (40 MHz, 64-QAM, 99pc dc)               | WLAN     | 8.60     | ±9.6                 |
| 10402 | AAA | IEEE 802.11ac WiFi (80 MHz, 64-QAM, 99pc dc)               | WLAN     | 8.53     | ±9.6                 |
| 10403 | AAB | CDMA2000 (1xEV-DO, Rev. 0)                                 | CDMA2000 | 3.76     | ±9.6                 |
| 10404 | AAB | CDMA2000 (1xEV-DO, Rev. A)                                 | CDMA2000 | 3.77     | ±9.6                 |
| 10406 | AAD | CDMA2000, RC3, SC32, SCH0, Full Rate                       | CDMA2000 | 5.22     | ±9.6                 |
| 10410 | AAA | LTE-TDD (SC-FDMA, 1 RB, 10 MHz, QPSK, UL Sub=2,3,4,7,8,9)  | LTE-TDD  | 7.82     | ±9.6                 |
| 10414 | AAA | WLAN CCDF, 64-QAM, 40 MHz                                  | Generic  | 8.54     | ±9.6                 |
| 10415 | AAA | IEEE 802.11b WiFi 2.4 GHz (DSSS, 1 Mbps, 99pc dc)          | WLAN     | 1.54     | ±9.6                 |
| 10416 | AAA | IEEE 802.11g WiFi 2.4 GHz (ERP-OFDM, 6 Mbps, 99pc dc)      | WLAN     | 8.23     | ±9.6                 |
| 10417 | AAA | IEEE 802.11a/h WiFi 5 GHz (OFDM, 6 Mbps, 99pc dc)          | WLAN     | 8.23     | ±9.6                 |
| 10418 | AAA | IEEE 802.11g WiFi 2.4 GHz (DSSS-OFDM, 6 Mbps, 99pc, Long)  | WLAN     | 8.14     | ±9.6                 |
| 10419 | AAA | IEEE 802.11g WiFi 2.4 GHz (DSSS-OFDM, 6 Mbps, 99pc, Short) | WLAN     | 8.19     | ±9.6                 |
| 10422 | AAA | IEEE 802.11n (HT Greenfield, 7.2 Mbps, BPSK)               | WLAN     | 8.32     | ±9.6                 |
| 10423 | AAA | IEEE 802.11n (HT Greenfield, 43.3 Mbps, 16-QAM)            | WLAN     | 8.47     | ±9.6                 |
| 10424 | AAE | IEEE 802.11n (HT Greenfield, 72.2 Mbps, 64-QAM)            | WLAN     | 8.40     | ±9.6                 |
| 10425 | AAE | IEEE 802.11n (HT Greenfield, 15 Mbps, BPSK)                | WLAN     | 8.41     | ±9.6                 |
| 10426 | AAE | IEEE 802.11n (HT Greenfield, 90 Mbps, 16-QAM)              | WLAN     | 8.45     | ±9.6                 |
| 10427 | AAB | IEEE 802.11n (HT Greenfield, 150 Mbps, 64-QAM)             | WLAN     | 8.41     | ±9.6                 |
| 10430 | AAB | LTE-FDD (OFDMA, 5 MHz, E-TM 3.1)                           | LTE-FDD  | 8.28     | ±9.6                 |
| 10431 | AAC | LTE-FDD (OFDMA, 10 MHz, E-TM 3.1)                          | LTE-FDD  | 8.38     | ±9.6                 |
| 10432 | AAB | LTE-FDD (OFDMA, 15 MHz, E-TM 3.1)                          | LTE-FDD  | 8.34     | ±9.6                 |
| 10433 | AAC | LTE-FDD (OFDMA, 20 MHz, E-TM 3.1)                          | LTE-FDD  | 8.34     | ±9.6                 |
| 10434 | AAG | W-CDMA (BS Test Model 1, 64 DPCH)                          | WCDMA    | 8.60     | ±9.6                 |
| 10435 | AAA | LTE-TDD (SC-FDMA, 1 RB, 20 MHz, QPSK, UL Sub)              | LTE-TDD  | 7.82     | ±9.6                 |
| 10447 | AAA | LTE-FDD (OFDMA, 5 MHz, E-TM 3.1, Clipping 44%)             | LTE-FDD  | 7.56     | ±9.6                 |
| 10448 | AAA | LTE-FDD (OFDMA, 10 MHz, E-TM 3.1, Clipping 44%)            | LTE-FDD  | 7.53     | ±9.6                 |
| 10449 | AAC | LTE-FDD (OFDMA, 15 MHz, E-TM 3.1, Clipping 44%)            | LTE-FDD  | 7.51     | ±9.6                 |
| 10450 | AAA | LTE-FDD (OFDMA, 20 MHz, E-TM 3.1, Clipping 44%)            | LTE-FDD  | 7.48     | ±9.6                 |
| 10451 | AAA | W-CDMA (BS Test Model 1, 64 DPCH, Clipping 44%)            | WCDMA    | 7.59     | ±9.6                 |
| 10453 | AAC | Validation (Square, 10ms, 1 ms)                            | Test     | 10.00    | ±9.6                 |
| 10456 | AAC | IEEE 802.11ac WiFi (160 MHz, 64-QAM, 99pc dc)              | WLAN     | 8.63     | ±9.6                 |
| 10457 | AAC | UMTS-FDD (DC-HSDPA)  | WCDMA    | 6.62     | ±9.6                 |
| 10458 | AAC | CDMA2000 (1xEV-DO, Rev. B, 2 carriers)                     | CDMA2000 | 6.55     | ±9.6                 |
| 10459 | AAC | CDMA2000 (1xEV-DO, Rev. B, 3 carriers)                     | CDMA2000 | 6.25     | ±9.6                 |
| 10460 | AAC | UMTS-FDD (WCDMA, AMR)                                      | WCDMA    | 2.39     | ±9.6                 |
| 10461 | AAC | LTE-TDD (SC-FDMA, 1 RB, 1.4 MHz, QPSK, UL Sub)             | LTE-TDD  | 7.82     | ±9.6                 |
| 10462 | AAC | LTE-TDD (SC-FDMA, 1 RB, 1.4 MHz, 16-QAM, UL Sub)           | LTE-TDD  | 8.30     | ±9.6                 |
| 10463 | AAD | LTE-TDD (SC-FDMA, 1 RB, 1.4 MHz, 64-QAM, UL Sub)           | LTE-TDD  | 8.56     | ±9.6                 |
| 10464 | AAD | LTE-TDD (SC-FDMA, 1 RB, 3 MHz, QPSK, UL Sub)               | LTE-TDD  | 7.82     | ±9.6                 |
| 10465 | AAC | LTE-TDD (SC-FDMA, 1 RB, 3 MHz, 16-QAM, UL Sub)             | LTE-TDD  | 8.32     | ±9.6                 |
| 10466 | AAC | LTE-TDD (SC-FDMA, 1 RB, 3 MHz, 64-QAM, UL Sub)             | LTE-TDD  | 8.57     | ±9.6                 |
| 10467 | AAA | LTE-TDD (SC-FDMA, 1 RB, 5 MHz, QPSK, UL Sub)               | LTE-TDD  | 7.82     | ±9.6                 |
| 10468 | AAF | LTE-TDD (SC-FDMA, 1 RB, 5 MHz, 16-QAM, UL Sub)             | LTE-TDD  | 8.32     | ±9.6                 |
| 10469 | AAD | LTE-TDD (SC-FDMA, 1 RB, 5 MHz, 64-QAM, UL Sub)             | LTE-TDD  | 8.56     | ±9.6                 |
| 10470 | AAD | LTE-TDD (SC-FDMA, 1 RB, 10 MHz, QPSK, UL Sub)              | LTE-TDD  | 7.82     | ±9.6                 |
| 10471 | AAC | LTE-TDD (SC-FDMA, 1 RB, 10 MHz, 16-QAM, UL Sub)            | LTE-TDD  | 8.32     | ±9.6                 |

EX3DV4 - SN:7461

August 25, 2022

| UID   | Rev | Communication System Name                           | Group   | PAR (dB) | Unc <sup>F</sup> k = 2 |
|-------|-----|---|---------|----------|------------------------|
| 10472 | AAC | LTE-TDD (SC-FDMA, 1 RB, 10 MHz, 64-QAM, UL Sub)     | LTE-TDD | 8.57     | ±9.6                   |
| 10473 | AAA | LTE-TDD (SC-FDMA, 1 RB, 15 MHz, QPSK, UL Sub)       | LTE-TDD | 7.82     | ±9.6                   |
| 10474 | AAC | LTE-TDD (SC-FDMA, 1 RB, 15 MHz, 16-QAM, UL Sub)     | LTE-TDD | 8.32     | ±9.6                   |
| 10475 | AAD | LTE-TDD (SC-FDMA, 1 RB, 15 MHz, 64-QAM, UL Sub)     | LTE-TDD | 8.57     | ±9.6                   |
| 10477 | AAC | LTE-TDD (SC-FDMA, 1 RB, 20 MHz, 16-QAM, UL Sub)     | LTE-TDD | 8.32     | ±9.6                   |
| 10478 | AAC | LTE-TDD (SC-FDMA, 1 RB, 20 MHz, 64-QAM, UL Sub)     | LTE-TDD | 8.57     | ±9.6                   |
| 10479 | AAC | LTE-TDD (SC-FDMA, 50% RB, 1.4 MHz, QPSK, UL Sub)    | LTE-TDD | 7.74     | ±9.6                   |
| 10480 | AAA | LTE-TDD (SC-FDMA, 50% RB, 1.4 MHz, 16-QAM, UL Sub)  | LTE-TDD | 8.18     | ±9.6                   |
| 10481 | AAA | LTE-TDD (SC-FDMA, 50% RB, 1.4 MHz, 64-QAM, UL Sub)  | LTE-TDD | 8.45     | ±9.6                   |
| 10482 | AAA | LTE-TDD (SC-FDMA, 50% RB, 3 MHz, QPSK, UL Sub)      | LTE-TDD | 7.71     | ±9.6                   |
| 10483 | AAA | LTE-TDD (SC-FDMA, 50% RB, 3 MHz, 16-QAM, Sub)       | LTE-TDD | 8.39     | ±9.6                   |
| 10484 | AAB | LTE-TDD (SC-FDMA, 50% RB, 3 MHz, 64-QAM, UL Sub)    | LTE-TDD | 8.47     | ±9.6                   |
| 10485 | AAB | LTE-TDD (SC-FDMA, 50% RB, 5 MHz, QPSK, UL Sub)      | LTE-TDD | 7.58     | ±9.6                   |
| 10486 | AAB | LTE-TDD (SC-FDMA, 50% RB, 5 MHz, 16-QAM, UL Sub)    | LTE-TDD | 8.38     | ±9.6                   |
| 10487 | AAC | LTE-TDD (SC-FDMA, 50% RB, 5 MHz, 64-QAM, UL Sub)    | LTE-TDD | 8.60     | ±9.6                   |
| 10488 | AAC | LTE-TDD (SC-FDMA, 50% RB, 10 MHz, QPSK, UL Sub)     | LTE-TDD | 7.70     | ±9.6                   |
| 10489 | AAC | LTE-TDD (SC-FDMA, 50% RB, 10 MHz, 16-QAM, UL Sub)   | LTE-TDD | 8.31     | ±9.6                   |
| 10490 | AAF | LTE-TDD (SC-FDMA, 50% RB, 10 MHz, 64-QAM, UL Sub)   | LTE-TDD | 8.54     | ±9.6                   |
| 10491 | AAF | LTE-TDD (SC-FDMA, 50% RB, 15 MHz, QPSK, UL Sub)     | LTE-TDD | 7.74     | ±9.6                   |
| 10492 | AAF | LTE-TDD (SC-FDMA, 50% RB, 15 MHz, 16-QAM, UL Sub)   | LTE-TDD | 8.41     | ±9.6                   |
| 10493 | AAF | LTE-TDD (SC-FDMA, 50% RB, 15 MHz, 64-QAM, UL Sub)   | LTE-TDD | 8.55     | ±9.6                   |
| 10494 | AAF | LTE-TDD (SC-FDMA, 50% RB, 20 MHz, QPSK, UL Sub)     | LTE-TDD | 7.74     | ±9.6                   |
| 10495 | AAF | LTE-TDD (SC-FDMA, 50% RB, 20 MHz, 16-QAM, UL Sub)   | LTE-TDD | 8.37     | ±9.6                   |
| 10496 | AAE | LTE-TDD (SC-FDMA, 50% RB, 20 MHz, 64-QAM, UL Sub)   | LTE-TDD | 8.54     | ±9.6                   |
| 10497 | AAE | LTE-TDD (SC-FDMA, 100% RB, 1.4 MHz, QPSK, UL Sub)   | LTE-TDD | 7.67     | ±9.6                   |
| 10498 | AAE | LTE-TDD (SC-FDMA, 100% RB, 1.4 MHz, 16-QAM, UL Sub) | LTE-TDD | 8.10     | ±9.6                   |
| 10499 | AAC | LTE-TDD (SC-FDMA, 100% RB, 1.4 MHz, 64-QAM, UL Sub) | LTE-TDD | 8.68     | ±9.6                   |
| 10500 | AAF | LTE-TDD (SC-FDMA, 100% RB, 3 MHz, QPSK, UL Sub)     | LTE-TDD | 7.67     | ±9.6                   |
| 10501 | AAF | LTE-TDD (SC-FDMA, 100% RB, 3 MHz, 16-QAM, UL Sub)   | LTE-TDD | 8.44     | ±9.6                   |
| 10502 | AAB | LTE-TDD (SC-FDMA, 100% RB, 3 MHz, 64-QAM, UL Sub)   | LTE-TDD | 8.52     | ±9.6                   |
| 10503 | AAB | LTE-TDD (SC-FDMA, 100% RB, 5 MHz, QPSK, UL Sub)     | LTE-TDD | 7.72     | ±9.6                   |
| 10504 | AAB | LTE-TDD (SC-FDMA, 100% RB, 5 MHz, 16-QAM, UL Sub)   | LTE-TDD | 8.31     | ±9.6                   |
| 10505 | AAC | LTE-TDD (SC-FDMA, 100% RB, 5 MHz, 64-QAM, UL Sub)   | LTE-TDD | 8.54     | ±9.6                   |
| 10506 | AAC | LTE-TDD (SC-FDMA, 100% RB, 10 MHz, QPSK, UL Sub)    | LTE-TDD | 7.74     | ±9.6                   |
| 10507 | AAC | LTE-TDD (SC-FDMA, 100% RB, 10 MHz, 16-QAM, UL Sub)  | LTE-TDD | 8.36     | ±9.6                   |
| 10508 | AAF | LTE-TDD (SC-FDMA, 100% RB, 10 MHz, 64-QAM, UL Sub)  | LTE-TDD | 8.55     | ±9.6                   |
| 10509 | AAF | LTE-TDD (SC-FDMA, 100% RB, 15 MHz, QPSK, UL Sub)    | LTE-TDD | 7.99     | ±9.6                   |
| 10510 | AAF | LTE-TDD (SC-FDMA, 100% RB, 15 MHz, 16-QAM, UL Sub)  | LTE-TDD | 8.49     | ±9.6                   |
| 10511 | AAF | LTE-TDD (SC-FDMA, 100% RB, 15 MHz, 64-QAM, UL Sub)  | LTE-TDD | 8.51     | ±9.6                   |
| 10512 | AAF | LTE-TDD (SC-FDMA, 100% RB, 20 MHz, QPSK, UL Sub)    | LTE-TDD | 7.74     | ±9.6                   |
| 10513 | AAF | LTE-TDD (SC-FDMA, 100% RB, 20 MHz, 16-QAM, UL Sub)  | LTE-TDD | 8.42     | ±9.6                   |
| 10514 | AAE | LTE-TDD (SC-FDMA, 100% RB, 20 MHz, 64-QAM, UL Sub)  | LTE-TDD | 8.45     | ±9.6                   |
| 10515 | AAE | IEEE 802.11b WiFi 2.4 GHz (DSSS, 2 Mbps, 99pc dc)   | WLAN    | 1.58     | ±9.6                   |
| 10516 | AAE | IEEE 802.11b WiFi 2.4 GHz (DSSS, 5.5 Mbps, 99pc dc) | WLAN    | 1.57     | ±9.6                   |
| 10517 | AAF | IEEE 802.11b WiFi 2.4 GHz (DSSS, 11 Mbps, 99pc dc)  | WLAN    | 1.58     | ±9.6                   |
| 10518 | AAF | IEEE 802.11a/h WiFi 5 GHz (OFDM, 9 Mbps, 99pc dc)   | WLAN    | 8.23     | ±9.6                   |
| 10519 | AAF | IEEE 802.11a/h WiFi 5 GHz (OFDM, 12 Mbps, 99pc dc)  | WLAN    | 8.39     | ±9.6                   |
| 10520 | AAB | IEEE 802.11a/h WiFi 5 GHz (OFDM, 18 Mbps, 99pc dc)  | WLAN    | 8.12     | ±9.6                   |
| 10521 | AAB | IEEE 802.11a/h WiFi 5 GHz (OFDM, 24 Mbps, 99pc dc)  | WLAN    | 7.97     | ±9.6                   |
| 10522 | AAB | IEEE 802.11a/h WiFi 5 GHz (OFDM, 36 Mbps, 99pc dc)  | WLAN    | 8.45     | ±9.6                   |
| 10523 | AAC | IEEE 802.11a/h WiFi 5 GHz (OFDM, 48 Mbps, 99pc dc)  | WLAN    | 8.08     | ±9.6                   |
| 10524 | AAC | IEEE 802.11a/h WiFi 5 GHz (OFDM, 54 Mbps, 99pc dc)  | WLAN    | 8.27     | ±9.6                   |
| 10525 | AAC | IEEE 802.11ac WiFi (20 MHz, MCS0, 99pc dc)          | WLAN    | 8.36     | ±9.6                   |
| 10526 | AAF | IEEE 802.11ac WiFi (20 MHz, MCS1, 99pc dc)          | WLAN    | 8.42     | ±9.6                   |
| 10527 | AAF | IEEE 802.11ac WiFi (20 MHz, MCS2, 99pc dc)          | WLAN    | 8.21     | ±9.6                   |
| 10528 | AAF | IEEE 802.11ac WiFi (20 MHz, MCS3, 99pc dc)          | WLAN    | 8.36     | ±9.6                   |
| 10529 | AAF | IEEE 802.11ac WiFi (20 MHz, MCS4, 99pc dc)          | WLAN    | 8.36     | ±9.6                   |
| 10531 | AAF | IEEE 802.11ac WiFi (20 MHz, MCS6, 99pc dc)          | WLAN    | 8.43     | ±9.6                   |
| 10532 | AAF | IEEE 802.11ac WiFi (20 MHz, MCS7, 99pc dc)          | WLAN    | 8.29     | ±9.6                   |
| 10533 | AAE | IEEE 802.11ac WiFi (20 MHz, MCS8, 99pc dc)          | WLAN    | 8.38     | ±9.6                   |
| 10534 | AAL | IEEE 802.11ac WiFi (40 MHz, MCS0, 99pc dc)          | WLAN    | 8.45     | ±9.6                   |
| 10535 | AAE | IEEE 802.11ac WiFi (40 MHz, MCS1, 99pc dc)          | WLAN    | 8.45     | ±9.6                   |
| 10536 | AAF | IEEE 802.11ac WiFi (40 MHz, MCS2, 99pc dc)          | WLAN    | 8.32     | ±9.6                   |
| 10537 | AAF | IEEE 802.11ac WiFi (40 MHz, MCS3, 99pc dc)          | WLAN    | 8.44     | ±9.6                   |
| 10538 | AAF | IEEE 802.11ac WiFi (40 MHz, MCS4, 99pc dc)          | WLAN    | 8.54     | ±9.6                   |
| 10540 | AAA | IEEE 802.11ac WiFi (40 MHz, MCS6, 99pc dc)          | WLAN    | 8.39     | ±9.6                   |

EX3DV4 - SN:7461

August 25, 2022

| UID   | Rev | Communication System Name                               | Group | PAR (dB) | Unc <sup>F</sup> k = 2 |
|-------|-----|---|-------|----------|------------------------|
| 10541 | AAA | IEEE 802.11ac WiFi (40 MHz, MCS7, 99pc dc)              | WLAN  | 8.46     | ±9.6                   |
| 10542 | AAA | IEEE 802.11ac WiFi (40 MHz, MCS8, 99pc dc)              | WLAN  | 8.65     | ±9.6                   |
| 10543 | AAC | IEEE 802.11ac WiFi (40 MHz, MCS9, 99pc dc)              | WLAN  | 8.65     | ±9.6                   |
| 10544 | AAC | IEEE 802.11ac WiFi (80 MHz, MCS0, 99pc dc)              | WLAN  | 8.47     | ±9.6                   |
| 10545 | AAC | IEEE 802.11ac WiFi (80 MHz, MCS1, 99pc dc)              | WLAN  | 8.55     | ±9.6                   |
| 10546 | AAC | IEEE 802.11ac WiFi (80 MHz, MCS2, 99pc dc)              | WLAN  | 8.35     | ±9.6                   |
| 10547 | AAC | IEEE 802.11ac WiFi (80 MHz, MCS3, 99pc dc)              | WLAN  | 8.49     | ±9.6                   |
| 10548 | AAC | IEEE 802.11ac WiFi (80 MHz, MCS4, 99pc dc)              | WLAN  | 8.37     | ±9.6                   |
| 10550 | AAC | IEEE 802.11ac WiFi (80 MHz, MCS6, 99pc dc)              | WLAN  | 8.38     | ±9.6                   |
| 10551 | AAC | IEEE 802.11ac WiFi (80 MHz, MCS7, 99pc dc)              | WLAN  | 8.50     | ±9.6                   |
| 10552 | AAC | IEEE 802.11ac WiFi (80 MHz, MCS8, 99pc dc)              | WLAN  | 8.42     | ±9.6                   |
| 10553 | AAC | IEEE 802.11ac WiFi (80 MHz, MCS9, 99pc dc)              | WLAN  | 8.45     | ±9.6                   |
| 10554 | AAC | IEEE 802.11ac WiFi (160 MHz, MCS0, 99pc dc)             | WLAN  | 8.48     | ±9.6                   |
| 10555 | AAC | IEEE 802.11ac WiFi (160 MHz, MCS1, 99pc dc)             | WLAN  | 8.47     | ±9.6                   |
| 10556 | AAC | IEEE 802.11ac WiFi (160 MHz, MCS2, 99pc dc)             | WLAN  | 8.50     | ±9.6                   |
| 10557 | AAC | IEEE 802.11ac WiFi (160 MHz, MCS3, 99pc dc)             | WLAN  | 8.52     | ±9.6                   |
| 10558 | AAC | IEEE 802.11ac WiFi (160 MHz, MCS4, 99pc dc)             | WLAN  | 8.61     | ±9.6                   |
| 10560 | AAC | IEEE 802.11ac WiFi (160 MHz, MCS6, 99pc dc)             | WLAN  | 8.73     | ±9.6                   |
| 10561 | AAC | IEEE 802.11ac WiFi (160 MHz, MCS7, 99pc dc)             | WLAN  | 8.56     | ±9.6                   |
| 10562 | AAC | IEEE 802.11ac WiFi (160 MHz, MCS8, 99pc dc)             | WLAN  | 8.69     | ±9.6                   |
| 10563 | AAC | IEEE 802.11ac WiFi (160 MHz, MCS9, 99pc dc)             | WLAN  | 8.77     | ±9.6                   |
| 10564 | AAC | IEEE 802.11g WiFi 2.4 GHz (DSSS-OFDM, 9 Mbps, 99pc dc)  | WLAN  | 8.25     | ±9.6                   |
| 10565 | AAC | IEEE 802.11g WiFi 2.4 GHz (DSSS-OFDM, 12 Mbps, 99pc dc) | WLAN  | 8.45     | ±9.6                   |
| 10566 | AAC | IEEE 802.11g WiFi 2.4 GHz (DSSS-OFDM, 18 Mbps, 99pc dc) | WLAN  | 8.13     | ±9.6                   |
| 10567 | AAC | IEEE 802.11g WiFi 2.4 GHz (DSSS-OFDM, 24 Mbps, 99pc dc) | WLAN  | 8.00     | ±9.6                   |
| 10568 | AAC | IEEE 802.11g WiFi 2.4 GHz (DSSS-OFDM, 36 Mbps, 99pc dc) | WLAN  | 8.37     | ±9.6                   |
| 10569 | AAC | IEEE 802.11g WiFi 2.4 GHz (DSSS-OFDM, 48 Mbps, 99pc dc) | WLAN  | 8.10     | ±9.6                   |
| 10570 | AAC | IEEE 802.11g WiFi 2.4 GHz (DSSS-OFDM, 54 Mbps, 99pc dc) | WLAN  | 8.30     | ±9.6                   |
| 10571 | AAC | IEEE 802.11b WiFi 2.4 GHz (DSSS, 1 Mbps, 90pc dc)       | WLAN  | 1.99     | ±9.6                   |
| 10572 | AAC | IEEE 802.11b WiFi 2.4 GHz (DSSS, 2 Mbps, 90pc dc)       | WLAN  | 1.99     | ±9.6                   |
| 10573 | AAC | IEEE 802.11b WiFi 2.4 GHz (DSSS, 5.5 Mbps, 90pc dc)     | WLAN  | 1.98     | ±9.6                   |
| 10574 | AAC | IEEE 802.11b WiFi 2.4 GHz (DSSS, 11 Mbps, 90pc dc)      | WLAN  | 1.98     | ±9.6                   |
| 10575 | AAC | IEEE 802.11g WiFi 2.4 GHz (DSSS-OFDM, 6 Mbps, 90pc dc)  | WLAN  | 8.59     | ±9.6                   |
| 10576 | AAC | IEEE 802.11g WiFi 2.4 GHz (DSSS-OFDM, 9 Mbps, 90pc dc)  | WLAN  | 8.60     | ±9.6                   |
| 10577 | AAC | IEEE 802.11g WiFi 2.4 GHz (DSSS-OFDM, 12 Mbps, 90pc dc) | WLAN  | 8.70     | ±9.6                   |
| 10578 | AAD | IEEE 802.11g WiFi 2.4 GHz (DSSS-OFDM, 18 Mbps, 90pc dc) | WLAN  | 8.49     | ±9.6                   |
| 10579 | AAD | IEEE 802.11g WiFi 2.4 GHz (DSSS-OFDM, 24 Mbps, 90pc dc) | WLAN  | 8.36     | ±9.6                   |
| 10580 | AAD | IEEE 802.11g WiFi 2.4 GHz (DSSS-OFDM, 36 Mbps, 90pc dc) | WLAN  | 8.76     | ±9.6                   |
| 10581 | AAD | IEEE 802.11g WiFi 2.4 GHz (DSSS-OFDM, 48 Mbps, 90pc dc) | WLAN  | 8.35     | ±9.6                   |
| 10582 | AAD | IEEE 802.11g WiFi 2.4 GHz (DSSS-OFDM, 54 Mbps, 90pc dc) | WLAN  | 8.67     | ±9.6                   |
| 10583 | AAD | IEEE 802.11a/h WiFi 5 GHz (OFDM, 6 Mbps, 90pc dc)       | WLAN  | 8.59     | ±9.6                   |
| 10584 | AAD | IEEE 802.11a/h WiFi 5 GHz (OFDM, 9 Mbps, 90pc dc)       | WLAN  | 8.60     | ±9.6                   |
| 10585 | AAD | IEEE 802.11a/h WiFi 5 GHz (OFDM, 12 Mbps, 90pc dc)      | WLAN  | 8.70     | ±9.6                   |
| 10586 | AAD | IEEE 802.11a/h WiFi 5 GHz (OFDM, 18 Mbps, 90pc dc)      | WLAN  | 8.49     | ±9.6                   |
| 10587 | AAA | IEEE 802.11a/h WiFi 5 GHz (OFDM, 24 Mbps, 90pc dc)      | WLAN  | 8.36     | ±9.6                   |
| 10588 | AAA | IEEE 802.11a/h WiFi 5 GHz (OFDM, 36 Mbps, 90pc dc)      | WLAN  | 8.76     | ±9.6                   |
| 10589 | AAA | IEEE 802.11a/h WiFi 5 GHz (OFDM, 48 Mbps, 90pc dc)      | WLAN  | 8.35     | ±9.6                   |
| 10590 | AAA | IEEE 802.11a/h WiFi 5 GHz (OFDM, 54 Mbps, 90pc dc)      | WLAN  | 8.67     | ±9.6                   |
| 10591 | AAA | IEEE 802.11n (HT Mixed, 20 MHz, MCS0, 90pc dc)          | WLAN  | 8.63     | ±9.6                   |
| 10592 | AAA | IEEE 802.11n (HT Mixed, 20 MHz, MCS1, 90pc dc)          | WLAN  | 8.79     | ±9.6                   |
| 10593 | AAA | IEEE 802.11n (HT Mixed, 20 MHz, MCS2, 90pc dc)          | WLAN  | 8.64     | ±9.6                   |
| 10594 | AAA | IEEE 802.11n (HT Mixed, 20 MHz, MCS3, 90pc dc)          | WLAN  | 8.74     | ±9.6                   |
| 10595 | AAA | IEEE 802.11n (HT Mixed, 20 MHz, MCS4, 90pc dc)          | WLAN  | 8.74     | ±9.6                   |
| 10596 | AAA | IEEE 802.11n (HT Mixed, 20 MHz, MCS5, 90pc dc)          | WLAN  | 8.71     | ±9.6                   |
| 10597 | AAA | IEEE 802.11n (HT Mixed, 20 MHz, MCS6, 90pc dc)          | WLAN  | 8.72     | ±9.6                   |
| 10598 | AAA | IEEE 802.11n (HT Mixed, 20 MHz, MCS7, 90pc dc)          | WLAN  | 8.50     | ±9.6                   |
| 10599 | AAA | IEEE 802.11n (HT Mixed, 40 MHz, MCS0, 90pc dc)          | WLAN  | 8.79     | ±9.6                   |
| 10600 | AAA | IEEE 802.11n (HT Mixed, 40 MHz, MCS1, 90pc dc)          | WLAN  | 8.88     | ±9.6                   |
| 10601 | AAA | IEEE 802.11n (HT Mixed, 40 MHz, MCS2, 90pc dc)          | WLAN  | 8.82     | ±9.6                   |
| 10602 | AAA | IEEE 802.11n (HT Mixed, 40 MHz, MCS3, 90pc dc)          | WLAN  | 8.94     | ±9.6                   |
| 10603 | AAA | IEEE 802.11n (HT Mixed, 40 MHz, MCS4, 90pc dc)          | WLAN  | 9.03     | ±9.6                   |
| 10604 | AAA | IEEE 802.11n (HT Mixed, 40 MHz, MCS5, 90pc dc)          | WLAN  | 8.76     | ±9.6                   |
| 10605 | AAA | IEEE 802.11n (HT Mixed, 40 MHz, MCS6, 90pc dc)          | WLAN  | 8.97     | ±9.6                   |
| 10606 | AAC | IEEE 802.11ac WiFi (20 MHz, MCS7, 90pc dc)              | WLAN  | 8.82     | ±9.6                   |
| 10607 | AAC | IEEE 802.11ac WiFi (20 MHz, MCS0, 90pc dc)              | WLAN  | 8.64     | ±9.6                   |
| 10608 | AAC | IEEE 802.11ac WiFi (20 MHz, MCS1, 90pc dc)              | WLAN  | 8.77     | ±9.6                   |

EX3DV4 - SN:7461

August 25, 2022

| UID   | Rev | Communication System Name                         | Group     | PAR (dB) | Unc <sup>E</sup> k = 2 |
|-------|-----|---|-----------|----------|------------------------|
| 10609 | AAC | IEEE 802.11ac WiFi (20 MHz, MCS2, 90pc dc)        | WLAN      | 8.57     | ±9.6                   |
| 10610 | AAC | IEEE 802.11ac WiFi (20 MHz, MCS3, 90pc dc)        | WLAN      | 8.78     | ±9.6                   |
| 10611 | AAC | IEEE 802.11ac WiFi (20 MHz, MCS4, 90pc dc)        | WLAN      | 8.70     | ±9.6                   |
| 10612 | AAC | IEEE 802.11ac WiFi (20 MHz, MCS5, 90pc dc)        | WLAN      | 8.77     | ±9.6                   |
| 10613 | AAC | IEEE 802.11ac WiFi (20 MHz, MCS6, 90pc dc)        | WLAN      | 8.94     | ±9.6                   |
| 10614 | AAC | IEEE 802.11ac WiFi (20 MHz, MCS7, 90pc dc)        | WLAN      | 8.59     | ±9.6                   |
| 10615 | AAC | IEEE 802.11ac WiFi (20 MHz, MCS8, 90pc dc)        | WLAN      | 8.82     | ±9.6                   |
| 10616 | AAC | IEEE 802.11ac WiFi (40 MHz, MCS0, 90pc dc)        | WLAN      | 8.82     | ±9.6                   |
| 10617 | AAC | IEEE 802.11ac WiFi (40 MHz, MCS1, 90pc dc)        | WLAN      | 8.81     | ±9.6                   |
| 10618 | AAC | IEEE 802.11ac WiFi (40 MHz, MCS2, 90pc dc)        | WLAN      | 8.58     | ±9.6                   |
| 10619 | AAC | IEEE 802.11ac WiFi (40 MHz, MCS3, 90pc dc)        | WLAN      | 8.86     | ±9.6                   |
| 10620 | AAC | IEEE 802.11ac WiFi (40 MHz, MCS4, 90pc dc)        | WLAN      | 8.87     | ±9.6                   |
| 10621 | AAC | IEEE 802.11ac WiFi (40 MHz, MCS5, 90pc dc)        | WLAN      | 8.77     | ±9.6                   |
| 10622 | AAC | IEEE 802.11ac WiFi (40 MHz, MCS6, 90pc dc)        | WLAN      | 8.68     | ±9.6                   |
| 10623 | AAC | IEEE 802.11ac WiFi (40 MHz, MCS7, 90pc dc)        | WLAN      | 8.82     | ±9.6                   |
| 10624 | AAC | IEEE 802.11ac WiFi (40 MHz, MCS8, 90pc dc)        | WLAN      | 8.96     | ±9.6                   |
| 10625 | AAC | IEEE 802.11ac WiFi (40 MHz, MCS9, 90pc dc)        | WLAN      | 8.98     | ±9.6                   |
| 10626 | AAC | IEEE 802.11ac WiFi (80 MHz, MCS0, 90pc dc)        | WLAN      | 8.83     | ±9.6                   |
| 10627 | AAC | IEEE 802.11ac WiFi (80 MHz, MCS1, 90pc dc)        | WLAN      | 8.88     | ±9.6                   |
| 10628 | AAC | IEEE 802.11ac WiFi (80 MHz, MCS2, 90pc dc)        | WLAN      | 8.71     | ±9.6                   |
| 10629 | AAC | IEEE 802.11ac WiFi (80 MHz, MCS3, 90pc dc)        | WLAN      | 8.85     | ±9.6                   |
| 10630 | AAC | IEEE 802.11ac WiFi (80 MHz, MCS4, 90pc dc)        | WLAN      | 8.72     | ±9.6                   |
| 10631 | AAC | IEEE 802.11ac WiFi (80 MHz, MCS5, 90pc dc)        | WLAN      | 8.81     | ±9.6                   |
| 10632 | AAC | IEEE 802.11ac WiFi (80 MHz, MCS6, 90pc dc)        | WLAN      | 8.74     | ±9.6                   |
| 10633 | AAC | IEEE 802.11ac WiFi (80 MHz, MCS7, 90pc dc)        | WLAN      | 8.83     | ±9.6                   |
| 10634 | AAC | IEEE 802.11ac WiFi (80 MHz, MCS8, 90pc dc)        | WLAN      | 8.80     | ±9.6                   |
| 10635 | AAC | IEEE 802.11ac WiFi (80 MHz, MCS9, 90pc dc)        | WLAN      | 8.81     | ±9.6                   |
| 10636 | AAC | IEEE 802.11ac WiFi (160 MHz, MCS0, 90pc dc)       | WLAN      | 8.83     | ±9.6                   |
| 10637 | AAC | IEEE 802.11ac WiFi (160 MHz, MCS1, 90pc dc)       | WLAN      | 8.79     | ±9.6                   |
| 10638 | AAC | IEEE 802.11ac WiFi (160 MHz, MCS2, 90pc dc)       | WLAN      | 8.86     | ±9.6                   |
| 10639 | AAC | IEEE 802.11ac WiFi (160 MHz, MCS3, 90pc dc)       | WLAN      | 8.85     | ±9.6                   |
| 10640 | AAC | IEEE 802.11ac WiFi (160 MHz, MCS4, 90pc dc)       | WLAN      | 8.98     | ±9.6                   |
| 10641 | AAC | IEEE 802.11ac WiFi (160 MHz, MCS5, 90pc dc)       | WLAN      | 9.06     | ±9.6                   |
| 10642 | AAC | IEEE 802.11ac WiFi (160 MHz, MCS6, 90pc dc)       | WLAN      | 9.06     | ±9.6                   |
| 10643 | AAC | IEEE 802.11ac WiFi (160 MHz, MCS7, 90pc dc)       | WLAN      | 8.89     | ±9.6                   |
| 10644 | AAC | IEEE 802.11ac WiFi (160 MHz, MCS8, 90pc dc)       | WLAN      | 9.05     | ±9.6                   |
| 10645 | AAC | IEEE 802.11ac WiFi (160 MHz, MCS9, 90pc dc)       | WLAN      | 9.11     | ±9.6                   |
| 10646 | AAC | LTE-TDD (SC-FDMA, 1 RB, 5 MHz, QPSK, UL Sub-2,7)  | LTE-TDD   | 11.96    | ±9.6                   |
| 10647 | AAC | LTE-TDD (SC-FDMA, 1 RB, 20 MHz, QPSK, UL Sub-2,7) | LTE-TDD   | 11.96    | ±9.6                   |
| 10648 | AAC | CDMA2000 (1x Advanced)                            | CDMA2000  | 3.45     | ±9.6                   |
| 10652 | AAC | LTE-TDD (OFDMA, 5 MHz, E-TM 3.1, Clipping 44%)    | LTE-TDD   | 6.91     | ±9.6                   |
| 10653 | AAC | LTE-TDD (OFDMA, 10 MHz, E-TM 3.1, Clipping 44%)   | LTE-TDD   | 7.42     | ±9.6                   |
| 10654 | AAC | LTE-TDD (OFDMA, 15 MHz, E-TM 3.1, Clipping 44%)   | LTE-TDD   | 6.96     | ±9.6                   |
| 10655 | AAC | LTE-TDD (OFDMA, 20 MHz, E-TM 3.1, Clipping 44%)   | LTE-TDD   | 7.21     | ±9.6                   |
| 10658 | AAC | Pulse Waveform (200 Hz, 10%)                      | Test      | 10.00    | ±9.6                   |
| 10659 | AAC | Pulse Waveform (200 Hz, 20%)                      | Test      | 6.99     | ±9.6                   |
| 10660 | AAC | Pulse Waveform (200 Hz, 40%)                      | Test      | 3.98     | ±9.6                   |
| 10661 | AAC | Pulse Waveform (200 Hz, 60%)                      | Test      | 2.22     | ±9.6                   |
| 10662 | AAC | Pulse Waveform (200 Hz, 80%)                      | Test      | 0.97     | ±9.6                   |
| 10670 | AAC | Bluetooth Low Energy                              | Bluetooth | 2.19     | ±9.6                   |
| 10671 | AAD | IEEE 802.11ax (20 MHz, MCS0, 90pc dc)             | WLAN      | 9.09     | ±9.6                   |
| 10672 | AAD | IEEE 802.11ax (20 MHz, MCS1, 90pc dc)             | WLAN      | 8.57     | ±9.6                   |
| 10673 | AAD | IEEE 802.11ax (20 MHz, MCS2, 90pc dc)             | WLAN      | 8.78     | ±9.6                   |
| 10674 | AAD | IEEE 802.11ax (20 MHz, MCS3, 90pc dc)             | WLAN      | 8.74     | ±9.6                   |
| 10675 | AAD | IEEE 802.11ax (20 MHz, MCS4, 90pc dc)             | WLAN      | 8.90     | ±9.6                   |
| 10676 | AAD | IEEE 802.11ax (20 MHz, MCS5, 90pc dc)             | WLAN      | 8.77     | ±9.6                   |
| 10677 | AAD | IEEE 802.11ax (20 MHz, MCS6, 90pc dc)             | WLAN      | 8.73     | ±9.6                   |
| 10678 | AAD | IEEE 802.11ax (20 MHz, MCS7, 90pc dc)             | WLAN      | 8.78     | ±9.6                   |
| 10679 | AAD | IEEE 802.11ax (20 MHz, MCS8, 90pc dc)             | WLAN      | 8.89     | ±9.6                   |
| 10680 | AAD | IEEE 802.11ax (20 MHz, MCS9, 90pc dc)             | WLAN      | 8.80     | ±9.6                   |
| 10681 | AAG | IEEE 802.11ax (20 MHz, MCS10, 90pc dc)            | WLAN      | 8.82     | ±9.6                   |
| 10682 | AAF | IEEE 802.11ax (20 MHz, MCS11, 90pc dc)            | WLAN      | 8.83     | ±9.6                   |
| 10683 | AAA | IEEE 802.11ax (20 MHz, MCS0, 99pc dc)             | WLAN      | 8.42     | ±9.6                   |
| 10684 | AAC | IEEE 802.11ax (20 MHz, MCS1, 99pc dc)             | WLAN      | 8.26     | ±9.6                   |
| 10685 | AAC | IEEE 802.11ax (20 MHz, MCS2, 99pc dc)             | WLAN      | 8.33     | ±9.6                   |
| 10686 | AAC | IEEE 802.11ax (20 MHz, MCS3, 99pc dc)             | WLAN      | 8.28     | ±9.6                   |

EX3DV4 - SN:7461

August 25, 2022

| UID   | Rev | Communication System Name              | Group | PAR (dB) | Unc <sup>F</sup> k = 2 |
|-------|-----|--|-------|----------|------------------------|
| 10687 | AAE | IEEE 802.11ax (20 MHz, MCS4, 99pc dc)  | WLAN  | 8.45     | ±9.6                   |
| 10688 | AAE | IEEE 802.11ax (20 MHz, MCS5, 99pc dc)  | WLAN  | 8.29     | ±9.6                   |
| 10689 | AAD | IEEE 802.11ax (20 MHz, MCS6, 99pc dc)  | WLAN  | 8.55     | ±9.6                   |
| 10690 | AAE | IEEE 802.11ax (20 MHz, MCS7, 99pc dc)  | WLAN  | 8.29     | ±9.6                   |
| 10691 | AAB | IEEE 802.11ax (20 MHz, MCS8, 99pc dc)  | WLAN  | 8.25     | ±9.6                   |
| 10692 | AAA | IEEE 802.11ax (20 MHz, MCS9, 99pc dc)  | WLAN  | 8.29     | ±9.6                   |
| 10693 | AAA | IEEE 802.11ax (20 MHz, MCS10, 99pc dc) | WLAN  | 8.25     | ±9.6                   |
| 10694 | AAA | IEEE 802.11ax (20 MHz, MCS11, 99pc dc) | WLAN  | 8.57     | ±9.6                   |
| 10695 | AAA | IEEE 802.11ax (40 MHz, MCS0, 90pc dc)  | WLAN  | 8.78     | ±9.6                   |
| 10696 | AAA | IEEE 802.11ax (40 MHz, MCS1, 90pc dc)  | WLAN  | 8.91     | ±9.6                   |
| 10697 | AAA | IEEE 802.11ax (40 MHz, MCS2, 90pc dc)  | WLAN  | 8.61     | ±9.6                   |
| 10698 | AAA | IEEE 802.11ax (40 MHz, MCS3, 90pc dc)  | WLAN  | 8.89     | ±9.6                   |
| 10699 | AAA | IEEE 802.11ax (40 MHz, MCS4, 90pc dc)  | WLAN  | 8.82     | ±9.6                   |
| 10700 | AAA | IEEE 802.11ax (40 MHz, MCS5, 90pc dc)  | WLAN  | 8.73     | ±9.6                   |
| 10701 | AAA | IEEE 802.11ax (40 MHz, MCS6, 90pc dc)  | WLAN  | 8.86     | ±9.6                   |
| 10702 | AAA | IEEE 802.11ax (40 MHz, MCS7, 90pc dc)  | WLAN  | 8.70     | ±9.6                   |
| 10703 | AAA | IEEE 802.11ax (40 MHz, MCS8, 90pc dc)  | WLAN  | 8.82     | ±9.6                   |
| 10704 | AAA | IEEE 802.11ax (40 MHz, MCS9, 90pc dc)  | WLAN  | 8.58     | ±9.6                   |
| 10705 | AAA | IEEE 802.11ax (40 MHz, MCS10, 90pc dc) | WLAN  | 8.69     | ±9.6                   |
| 10706 | AAC | IEEE 802.11ax (40 MHz, MCS11, 90pc dc) | WLAN  | 8.66     | ±9.6                   |
| 10707 | AAC | IEEE 802.11ax (40 MHz, MCS0, 99pc dc)  | WLAN  | 8.32     | ±9.6                   |
| 10708 | AAC | IEEE 802.11ax (40 MHz, MCS1, 99pc dc)  | WLAN  | 8.55     | ±9.6                   |
| 10709 | AAC | IEEE 802.11ax (40 MHz, MCS2, 99pc dc)  | WLAN  | 8.33     | ±9.6                   |
| 10710 | AAC | IEEE 802.11ax (40 MHz, MCS3, 99pc dc)  | WLAN  | 8.29     | ±9.6                   |
| 10711 | AAC | IEEE 802.11ax (40 MHz, MCS4, 99pc dc)  | WLAN  | 8.39     | ±9.6                   |
| 10712 | AAC | IEEE 802.11ax (40 MHz, MCS5, 99pc dc)  | WLAN  | 8.67     | ±9.6                   |
| 10713 | AAC | IEEE 802.11ax (40 MHz, MCS6, 99pc dc)  | WLAN  | 8.33     | ±9.6                   |
| 10714 | AAC | IEEE 802.11ax (40 MHz, MCS7, 99pc dc)  | WLAN  | 8.26     | ±9.6                   |
| 10715 | AAC | IEEE 802.11ax (40 MHz, MCS8, 99pc dc)  | WLAN  | 8.45     | ±9.6                   |
| 10716 | AAC | IEEE 802.11ax (40 MHz, MCS9, 99pc dc)  | WLAN  | 8.30     | ±9.6                   |
| 10717 | AAC | IEEE 802.11ax (40 MHz, MCS10, 99pc dc) | WLAN  | 8.48     | ±9.6                   |
| 10718 | AAC | IEEE 802.11ax (40 MHz, MCS11, 99pc dc) | WLAN  | 8.24     | ±9.6                   |
| 10719 | AAC | IEEE 802.11ax (80 MHz, MCS0, 90pc dc)  | WLAN  | 8.81     | ±9.6                   |
| 10720 | AAC | IEEE 802.11ax (80 MHz, MCS1, 90pc dc)  | WLAN  | 8.67     | ±9.6                   |
| 10721 | AAC | IEEE 802.11ax (80 MHz, MCS2, 90pc dc)  | WLAN  | 8.76     | ±9.6                   |
| 10722 | AAC | IEEE 802.11ax (80 MHz, MCS3, 90pc dc)  | WLAN  | 8.55     | ±9.6                   |
| 10723 | AAC | IEEE 802.11ax (80 MHz, MCS4, 90pc dc)  | WLAN  | 8.70     | ±9.6                   |
| 10724 | AAC | IEEE 802.11ax (80 MHz, MCS5, 90pc dc)  | WLAN  | 8.90     | ±9.6                   |
| 10725 | AAC | IEEE 802.11ax (80 MHz, MCS6, 90pc dc)  | WLAN  | 8.74     | ±9.6                   |
| 10726 | AAC | IEEE 802.11ax (80 MHz, MCS7, 90pc dc)  | WLAN  | 8.72     | ±9.6                   |
| 10727 | AAC | IEEE 802.11ax (80 MHz, MCS8, 90pc dc)  | WLAN  | 8.66     | ±9.6                   |
| 10728 | AAC | IEEE 802.11ax (80 MHz, MCS9, 90pc dc)  | WLAN  | 8.65     | ±9.6                   |
| 10729 | AAC | IEEE 802.11ax (80 MHz, MCS10, 90pc dc) | WLAN  | 8.64     | ±9.6                   |
| 10730 | AAC | IEEE 802.11ax (80 MHz, MCS11, 90pc dc) | WLAN  | 8.67     | ±9.6                   |
| 10731 | AAC | IEEE 802.11ax (80 MHz, MCS0, 99pc dc)  | WLAN  | 8.42     | ±9.6                   |
| 10732 | AAC | IEEE 802.11ax (80 MHz, MCS1, 99pc dc)  | WLAN  | 8.46     | ±9.6                   |
| 10733 | AAC | IEEE 802.11ax (80 MHz, MCS2, 99pc dc)  | WLAN  | 8.40     | ±9.6                   |
| 10734 | AAC | IEEE 802.11ax (80 MHz, MCS3, 99pc dc)  | WLAN  | 8.25     | ±9.6                   |
| 10735 | AAC | IEEE 802.11ax (80 MHz, MCS4, 99pc dc)  | WLAN  | 8.33     | ±9.6                   |
| 10736 | AAC | IEEE 802.11ax (80 MHz, MCS5, 99pc dc)  | WLAN  | 8.27     | ±9.6                   |
| 10737 | AAC | IEEE 802.11ax (80 MHz, MCS6, 99pc dc)  | WLAN  | 8.36     | ±9.6                   |
| 10738 | AAC | IEEE 802.11ax (80 MHz, MCS7, 99pc dc)  | WLAN  | 8.42     | ±9.6                   |
| 10739 | AAC | IEEE 802.11ax (80 MHz, MCS8, 99pc dc)  | WLAN  | 8.29     | ±9.6                   |
| 10740 | AAC | IEEE 802.11ax (80 MHz, MCS9, 99pc dc)  | WLAN  | 8.48     | ±9.6                   |
| 10741 | AAC | IEEE 802.11ax (80 MHz, MCS10, 99pc dc) | WLAN  | 8.40     | ±9.6                   |
| 10742 | AAC | IEEE 802.11ax (80 MHz, MCS11, 99pc dc) | WLAN  | 8.43     | ±9.6                   |
| 10743 | AAC | IEEE 802.11ax (160 MHz, MCS0, 90pc dc) | WLAN  | 8.94     | ±9.6                   |
| 10744 | AAC | IEEE 802.11ax (160 MHz, MCS1, 90pc dc) | WLAN  | 9.16     | ±9.6                   |
| 10745 | AAC | IEEE 802.11ax (160 MHz, MCS2, 90pc dc) | WLAN  | 8.93     | ±9.6                   |
| 10746 | AAC | IEEE 802.11ax (160 MHz, MCS3, 90pc dc) | WLAN  | 9.11     | ±9.6                   |
| 10747 | AAC | IEEE 802.11ax (160 MHz, MCS4, 90pc dc) | WLAN  | 9.04     | ±9.6                   |
| 10748 | AAC | IEEE 802.11ax (160 MHz, MCS5, 90pc dc) | WLAN  | 8.83     | ±9.6                   |
| 10749 | AAC | IEEE 802.11ax (160 MHz, MCS6, 90pc dc) | WLAN  | 8.90     | ±9.6                   |
| 10750 | AAC | IEEE 802.11ax (160 MHz, MCS7, 90pc dc) | WLAN  | 8.79     | ±9.6                   |
| 10751 | AAC | IEEE 802.11ax (160 MHz, MCS8, 90pc dc) | WLAN  | 8.82     | ±9.6                   |
| 10752 | AAC | IEEE 802.11ax (160 MHz, MCS9, 90pc dc) | WLAN  | 8.81     | ±9.6                   |



EX3DV4 - SN:7461

August 25, 2022

| UID   | Rev | Communication System Name                      | Group         | PAR (dB) | Unc <sup>F</sup> $k = 2$ |
|-------|-----|--|---------------|----------|--------------------------|
| 10753 | AAC | IEEE 802.11ax (160 MHz, MCS10, 90pc dc)        | WLAN          | 9.00     | ±9.6                     |
| 10754 | AAC | IEEE 802.11ax (160 MHz, MCS11, 90pc dc)        | WLAN          | 8.94     | ±9.6                     |
| 10755 | AAC | IEEE 802.11ax (160 MHz, MCS0, 99pc dc)         | WLAN          | 8.64     | ±9.6                     |
| 10756 | AAC | IEEE 802.11ax (160 MHz, MCS1, 99pc dc)         | WLAN          | 8.77     | ±9.6                     |
| 10757 | AAC | IEEE 802.11ax (160 MHz, MCS2, 99pc dc)         | WLAN          | 8.77     | ±9.6                     |
| 10758 | AAC | IEEE 802.11ax (160 MHz, MCS3, 99pc dc)         | WLAN          | 8.69     | ±9.6                     |
| 10759 | AAC | IEEE 802.11ax (160 MHz, MCS4, 99pc dc)         | WLAN          | 8.58     | ±9.6                     |
| 10760 | AAC | IEEE 802.11ax (160 MHz, MCS5, 99pc dc)         | WLAN          | 8.49     | ±9.6                     |
| 10761 | AAC | IEEE 802.11ax (160 MHz, MCS6, 99pc dc)         | WLAN          | 8.58     | ±9.6                     |
| 10762 | AAC | IEEE 802.11ax (160 MHz, MCS7, 99pc dc)         | WLAN          | 8.49     | ±9.6                     |
| 10763 | AAC | IEEE 802.11ax (160 MHz, MCS8, 99pc dc)         | WLAN          | 8.53     | ±9.6                     |
| 10764 | AAC | IEEE 802.11ax (160 MHz, MCS9, 99pc dc)         | WLAN          | 8.54     | ±9.6                     |
| 10765 | AAC | IEEE 802.11ax (160 MHz, MCS10, 99pc dc)        | WLAN          | 8.54     | ±9.6                     |
| 10766 | AAC | IEEE 802.11ax (160 MHz, MCS11, 99pc dc)        | WLAN          | 8.51     | ±9.6                     |
| 10767 | AAC | 5G NR (CP-OFDM, 1 RB, 5 MHz, QPSK, 15 kHz)     | 5G NR FR1 TDD | 7.99     | ±9.6                     |
| 10768 | AAC | 5G NR (CP-OFDM, 1 RB, 10 MHz, QPSK, 15 kHz)    | 5G NR FR1 TDD | 8.01     | ±9.6                     |
| 10769 | AAC | 5G NR (CP-OFDM, 1 RB, 15 MHz, QPSK, 15 kHz)    | 5G NR FR1 TDD | 8.01     | ±9.6                     |
| 10770 | AAC | 5G NR (CP-OFDM, 1 RB, 20 MHz, QPSK, 15 kHz)    | 5G NR FR1 TDD | 8.02     | ±9.6                     |
| 10771 | AAC | 5G NR (CP-OFDM, 1 RB, 25 MHz, QPSK, 15 kHz)    | 5G NR FR1 TDD | 8.02     | ±9.6                     |
| 10772 | AAC | 5G NR (CP-OFDM, 1 RB, 30 MHz, QPSK, 15 kHz)    | 5G NR FR1 TDD | 8.23     | ±9.6                     |
| 10773 | AAC | 5G NR (CP-OFDM, 1 RB, 40 MHz, QPSK, 15 kHz)    | 5G NR FR1 TDD | 8.03     | ±9.6                     |
| 10774 | AAC | 5G NR (CP-OFDM, 1 RB, 50 MHz, QPSK, 15 kHz)    | 5G NR FR1 TDD | 8.02     | ±9.6                     |
| 10775 | AAC | 5G NR (CP-OFDM, 50% RB, 5 MHz, QPSK, 15 kHz)   | 5G NR FR1 TDD | 8.31     | ±9.6                     |
| 10776 | AAC | 5G NR (CP-OFDM, 50% RB, 10 MHz, QPSK, 15 kHz)  | 5G NR FR1 TDD | 8.30     | ±9.6                     |
| 10777 | AAC | 5G NR (CP-OFDM, 50% RB, 15 MHz, QPSK, 15 kHz)  | 5G NR FR1 TDD | 8.30     | ±9.6                     |
| 10778 | AAC | 5G NR (CP-OFDM, 50% RB, 20 MHz, QPSK, 15 kHz)  | 5G NR FR1 TDD | 8.34     | ±9.6                     |
| 10779 | AAC | 5G NR (CP-OFDM, 50% RB, 25 MHz, QPSK, 15 kHz)  | 5G NR FR1 TDD | 8.42     | ±9.6                     |
| 10780 | AAC | 5G NR (CP-OFDM, 50% RB, 30 MHz, QPSK, 15 kHz)  | 5G NR FR1 TDD | 8.38     | ±9.6                     |
| 10781 | AAC | 5G NR (CP-OFDM, 50% RB, 40 MHz, QPSK, 15 kHz)  | 5G NR FR1 TDD | 8.38     | ±9.6                     |
| 10782 | AAC | 5G NR (CP-OFDM, 50% RB, 50 MHz, QPSK, 15 kHz)  | 5G NR FR1 TDD | 8.43     | ±9.6                     |
| 10783 | AAC | 5G NR (CP-OFDM, 100% RB, 5 MHz, QPSK, 15 kHz)  | 5G NR FR1 TDD | 8.31     | ±9.6                     |
| 10784 | AAC | 5G NR (CP-OFDM, 100% RB, 10 MHz, QPSK, 15 kHz) | 5G NR FR1 TDD | 8.29     | ±9.6                     |
| 10785 | AAC | 5G NR (CP-OFDM, 100% RB, 15 MHz, QPSK, 15 kHz) | 5G NR FR1 TDD | 8.40     | ±9.6                     |
| 10786 | AAC | 5G NR (CP-OFDM, 100% RB, 20 MHz, QPSK, 15 kHz) | 5G NR FR1 TDD | 8.35     | ±9.6                     |
| 10787 | AAC | 5G NR (CP-OFDM, 100% RB, 25 MHz, QPSK, 15 kHz) | 5G NR FR1 TDD | 8.44     | ±9.6                     |
| 10788 | AAC | 5G NR (CP-OFDM, 100% RB, 30 MHz, QPSK, 15 kHz) | 5G NR FR1 TDD | 8.39     | ±9.6                     |
| 10789 | AAC | 5G NR (CP-OFDM, 100% RB, 40 MHz, QPSK, 15 kHz) | 5G NR FR1 TDD | 8.37     | ±9.6                     |
| 10790 | AAC | 5G NR (CP-OFDM, 100% RB, 50 MHz, QPSK, 15 kHz) | 5G NR FR1 TDD | 8.39     | ±9.6                     |
| 10791 | AAC | 5G NR (CP-OFDM, 1 RB, 5 MHz, QPSK, 30 kHz)     | 5G NR FR1 TDD | 7.83     | ±9.6                     |
| 10792 | AAC | 5G NR (CP-OFDM, 1 RB, 10 MHz, QPSK, 30 kHz)    | 5G NR FR1 TDD | 7.92     | ±9.6                     |
| 10793 | AAC | 5G NR (CP-OFDM, 1 RB, 15 MHz, QPSK, 30 kHz)    | 5G NR FR1 TDD | 7.95     | ±9.6                     |
| 10794 | AAC | 5G NR (CP-OFDM, 1 RB, 20 MHz, QPSK, 30 kHz)    | 5G NR FR1 TDD | 7.82     | ±9.6                     |
| 10795 | AAC | 5G NR (CP-OFDM, 1 RB, 25 MHz, QPSK, 30 kHz)    | 5G NR FR1 TDD | 7.84     | ±9.6                     |
| 10796 | AAC | 5G NR (CP-OFDM, 1 RB, 30 MHz, QPSK, 30 kHz)    | 5G NR FR1 TDD | 7.82     | ±9.6                     |
| 10797 | AAC | 5G NR (CP-OFDM, 1 RB, 40 MHz, QPSK, 30 kHz)    | 5G NR FR1 TDD | 8.01     | ±9.6                     |
| 10798 | AAC | 5G NR (CP-OFDM, 1 RB, 50 MHz, QPSK, 30 kHz)    | 5G NR FR1 TDD | 7.89     | ±9.6                     |
| 10799 | AAC | 5G NR (CP-OFDM, 1 RB, 60 MHz, QPSK, 30 kHz)    | 5G NR FR1 TDD | 7.93     | ±9.6                     |
| 10801 | AAC | 5G NR (CP-OFDM, 1 RB, 80 MHz, QPSK, 30 kHz)    | 5G NR FR1 TDD | 7.88     | ±9.6                     |
| 10802 | AAC | 5G NR (CP-OFDM, 1 RB, 90 MHz, QPSK, 30 kHz)    | 5G NR FR1 TDD | 7.87     | ±9.6                     |
| 10803 | AAE | 5G NR (CP-OFDM, 1 RB, 100 MHz, QPSK, 30 kHz)   | 5G NR FR1 TDD | 7.93     | ±9.6                     |
| 10805 | AAD | 5G NR (CP-OFDM, 50% RB, 10 MHz, QPSK, 30 kHz)  | 5G NR FR1 TDD | 8.34     | ±9.6                     |
| 10806 | AAD | 5G NR (CP-OFDM, 50% RB, 15 MHz, QPSK, 30 kHz)  | 5G NR FR1 TDD | 8.37     | ±9.6                     |
| 10809 | AAD | 5G NR (CP-OFDM, 50% RB, 30 MHz, QPSK, 30 kHz)  | 5G NR FR1 TDD | 8.34     | ±9.6                     |
| 10810 | AAD | 5G NR (CP-OFDM, 50% RB, 40 MHz, QPSK, 30 kHz)  | 5G NR FR1 TDD | 8.34     | ±9.6                     |
| 10812 | AAD | 5G NR (CP-OFDM, 50% RB, 60 MHz, QPSK, 30 kHz)  | 5G NR FR1 TDD | 8.35     | ±9.6                     |
| 10817 | AAD | 5G NR (CP-OFDM, 100% RB, 5 MHz, QPSK, 30 kHz)  | 5G NR FR1 TDD | 8.35     | ±9.6                     |
| 10818 | AAD | 5G NR (CP-OFDM, 100% RB, 10 MHz, QPSK, 30 kHz) | 5G NR FR1 TDD | 8.34     | ±9.6                     |
| 10819 | AAD | 5G NR (CP-OFDM, 100% RB, 15 MHz, QPSK, 30 kHz) | 5G NR FR1 TDD | 8.33     | ±9.6                     |
| 10820 | AAD | 5G NR (CP-OFDM, 100% RB, 20 MHz, QPSK, 30 kHz) | 5G NR FR1 TDD | 8.30     | ±9.6                     |
| 10821 | AAC | 5G NR (CP-OFDM, 100% RB, 25 MHz, QPSK, 30 kHz) | 5G NR FR1 TDD | 8.41     | ±9.6                     |
| 10822 | AAD | 5G NR (CP-OFDM, 100% RB, 30 MHz, QPSK, 30 kHz) | 5G NR FR1 TDD | 8.41     | ±9.6                     |
| 10823 | AAC | 5G NR (CP-OFDM, 100% RB, 40 MHz, QPSK, 30 kHz) | 5G NR FR1 TDD | 8.36     | ±9.6                     |
| 10824 | AAD | 5G NR (CP-OFDM, 100% RB, 50 MHz, QPSK, 30 kHz) | 5G NR FR1 TDD | 8.39     | ±9.6                     |
| 10825 | AAD | 5G NR (CP-OFDM, 100% RB, 60 MHz, QPSK, 30 kHz) | 5G NR FR1 TDD | 8.41     | ±9.6                     |
| 10827 | AAD | 5G NR (CP-OFDM, 100% RB, 80 MHz, QPSK, 30 kHz) | 5G NR FR1 TDD | 8.42     | ±9.6                     |
| 10828 | AAE | 5G NR (CP-OFDM, 100% RB, 90 MHz, QPSK, 30 kHz) | 5G NR FR1 TDD | 8.43     | ±9.6                     |

EX3DV4 - SN:7461

August 25, 2022

| UID   | Rev | Communication System Name                            | Group         | PAR (dB) | Unc <sup>F</sup> k = 2 |
|-------|-----|--|---------------|----------|------------------------|
| 10829 | AAD | 5G NR (CP-OFDM, 100% RB, 100 MHz, QPSK, 30 kHz)      | 5G NR FR1 TDD | 8.40     | ±9.6                   |
| 10830 | AAD | 5G NR (CP-OFDM, 1 RB, 10 MHz, QPSK, 60 kHz)          | 5G NR FR1 TDD | 7.63     | ±9.6                   |
| 10831 | AAD | 5G NR (CP-OFDM, 1 RB, 15 MHz, QPSK, 60 kHz)          | 5G NR FR1 TDD | 7.73     | ±9.6                   |
| 10832 | AAD | 5G NR (CP-OFDM, 1 RB, 20 MHz, QPSK, 60 kHz)          | 5G NR FR1 TDD | 7.74     | ±9.6                   |
| 10833 | AAD | 5G NR (CP-OFDM, 1 RB, 25 MHz, QPSK, 60 kHz)          | 5G NR FR1 TDD | 7.70     | ±9.6                   |
| 10834 | AAD | 5G NR (CP-OFDM, 1 RB, 30 MHz, QPSK, 60 kHz)          | 5G NR FR1 TDD | 7.75     | ±9.6                   |
| 10835 | AAD | 5G NR (CP-OFDM, 1 RB, 40 MHz, QPSK, 60 kHz)          | 5G NR FR1 TDD | 7.70     | ±9.6                   |
| 10836 | AAE | 5G NR (CP-OFDM, 1 RB, 50 MHz, QPSK, 60 kHz)          | 5G NR FR1 TDD | 7.66     | ±9.6                   |
| 10837 | AAD | 5G NR (CP-OFDM, 1 RB, 60 MHz, QPSK, 60 kHz)          | 5G NR FR1 TDD | 7.68     | ±9.6                   |
| 10839 | AAD | 5G NR (CP-OFDM, 1 RB, 80 MHz, QPSK, 60 kHz)          | 5G NR FR1 TDD | 7.70     | ±9.6                   |
| 10840 | AAD | 5G NR (CP-OFDM, 1 RB, 90 MHz, QPSK, 60 kHz)          | 5G NR FR1 TDD | 7.67     | ±9.6                   |
| 10841 | AAD | 5G NR (CP-OFDM, 1 RB, 100 MHz, QPSK, 60 kHz)         | 5G NR FR1 TDD | 7.71     | ±9.6                   |
| 10843 | AAD | 5G NR (CP-OFDM, 50% RB, 15 MHz, QPSK, 60 kHz)        | 5G NR FR1 TDD | 8.49     | ±9.6                   |
| 10844 | AAD | 5G NR (CP-OFDM, 50% RB, 20 MHz, QPSK, 60 kHz)        | 5G NR FR1 TDD | 8.34     | ±9.6                   |
| 10846 | AAD | 5G NR (CP-OFDM, 50% RB, 30 MHz, QPSK, 60 kHz)        | 5G NR FR1 TDD | 8.41     | ±9.6                   |
| 10854 | AAD | 5G NR (CP-OFDM, 100% RB, 10 MHz, QPSK, 60 kHz)       | 5G NR FR1 TDD | 8.34     | ±9.6                   |
| 10855 | AAD | 5G NR (CP-OFDM, 100% RB, 15 MHz, QPSK, 60 kHz)       | 5G NR FR1 TDD | 8.36     | ±9.6                   |
| 10856 | AAD | 5G NR (CP-OFDM, 100% RB, 20 MHz, QPSK, 60 kHz)       | 5G NR FR1 TDD | 8.37     | ±9.6                   |
| 10857 | AAD | 5G NR (CP-OFDM, 100% RB, 25 MHz, QPSK, 60 kHz)       | 5G NR FR1 TDD | 8.35     | ±9.6                   |
| 10858 | AAD | 5G NR (CP-OFDM, 100% RB, 30 MHz, QPSK, 60 kHz)       | 5G NR FR1 TDD | 8.36     | ±9.6                   |
| 10859 | AAD | 5G NR (CP-OFDM, 100% RB, 40 MHz, QPSK, 60 kHz)       | 5G NR FR1 TDD | 8.34     | ±9.6                   |
| 10860 | AAD | 5G NR (CP-OFDM, 100% RB, 50 MHz, QPSK, 60 kHz)       | 5G NR FR1 TDD | 8.41     | ±9.6                   |
| 10861 | AAD | 5G NR (CP-OFDM, 100% RB, 60 MHz, QPSK, 60 kHz)       | 5G NR FR1 TDD | 8.40     | ±9.6                   |
| 10863 | AAD | 5G NR (CP-OFDM, 100% RB, 80 MHz, QPSK, 60 kHz)       | 5G NR FR1 TDD | 8.41     | ±9.6                   |
| 10864 | AAE | 5G NR (CP-OFDM, 100% RB, 90 MHz, QPSK, 60 kHz)       | 5G NR FR1 TDD | 8.37     | ±9.6                   |
| 10865 | AAD | 5G NR (CP-OFDM, 100% RB, 100 MHz, QPSK, 60 kHz)      | 5G NR FR1 TDD | 8.41     | ±9.6                   |
| 10866 | AAD | 5G NR (DFT-s-OFDM, 1 RB, 100 MHz, QPSK, 30 kHz)      | 5G NR FR1 TDD | 5.68     | ±9.6                   |
| 10868 | AAD | 5G NR (DFT-s-OFDM, 100% RB, 100 MHz, QPSK, 30 kHz)   | 5G NR FR1 TDD | 5.89     | ±9.6                   |
| 10869 | AAD | 5G NR (DFT-s-OFDM, 1 RB, 100 MHz, QPSK, 120 kHz)     | 5G NR FR2 TDD | 5.75     | ±9.6                   |
| 10870 | AAD | 5G NR (DFT-s-OFDM, 100% RB, 100 MHz, QPSK, 120 kHz)  | 5G NR FR2 TDD | 5.86     | ±9.6                   |
| 10871 | AAD | 5G NR (DFT-s-OFDM, 1 RB, 100 MHz, 16QAM, 120 kHz)    | 5G NR FR2 TDD | 5.75     | ±9.6                   |
| 10872 | AAD | 5G NR (DFT-s-OFDM, 100% RB, 100 MHz, 16QAM, 120 kHz) | 5G NR FR2 TDD | 6.52     | ±9.6                   |
| 10873 | AAD | 5G NR (DFT-s-OFDM, 1 RB, 100 MHz, 64QAM, 120 kHz)    | 5G NR FR2 TDD | 6.61     | ±9.6                   |
| 10874 | AAD | 5G NR (DFT-s-OFDM, 100% RB, 100 MHz, 64QAM, 120 kHz) | 5G NR FR2 TDD | 6.65     | ±9.6                   |
| 10875 | AAD | 5G NR (CP-OFDM, 1 RB, 100 MHz, QPSK, 120 kHz)        | 5G NR FR2 TDD | 7.78     | ±9.6                   |
| 10876 | AAD | 5G NR (CP-OFDM, 100% RB, 100 MHz, QPSK, 120 kHz)     | 5G NR FR2 TDD | 8.39     | ±9.6                   |
| 10877 | AAD | 5G NR (CP-OFDM, 1 RB, 100 MHz, 16QAM, 120 kHz)       | 5G NR FR2 TDD | 7.95     | ±9.6                   |
| 10878 | AAD | 5G NR (CP-OFDM, 100% RB, 100 MHz, 16QAM, 120 kHz)    | 5G NR FR2 TDD | 8.41     | ±9.6                   |
| 10879 | AAD | 5G NR (CP-OFDM, 1 RB, 100 MHz, 64QAM, 120 kHz)       | 5G NR FR2 TDD | 8.12     | ±9.6                   |
| 10880 | AAD | 5G NR (CP-OFDM, 100% RB, 100 MHz, 64QAM, 120 kHz)    | 5G NR FR2 TDD | 8.38     | ±9.6                   |
| 10881 | AAD | 5G NR (DFT-s-OFDM, 1 RB, 50 MHz, QPSK, 120 kHz)      | 5G NR FR2 TDD | 5.75     | ±9.6                   |
| 10882 | AAD | 5G NR (DFT-s-OFDM, 100% RB, 50 MHz, QPSK, 120 kHz)   | 5G NR FR2 TDD | 5.98     | ±9.6                   |
| 10883 | AAD | 5G NR (DFT-s-OFDM, 1 RB, 50 MHz, 16QAM, 120 kHz)     | 5G NR FR2 TDD | 6.57     | ±9.6                   |
| 10884 | AAD | 5G NR (DFT-s-OFDM, 100% RB, 50 MHz, 16QAM, 120 kHz)  | 5G NR FR2 TDD | 6.53     | ±9.6                   |
| 10885 | AAD | 5G NR (DFT-s-OFDM, 1 RB, 50 MHz, 64QAM, 120 kHz)     | 5G NR FR2 TDD | 6.61     | ±9.6                   |
| 10886 | AAD | 5G NR (DFT-s-OFDM, 100% RB, 50 MHz, 64QAM, 120 kHz)  | 5G NR FR2 TDD | 6.65     | ±9.6                   |
| 10887 | AAD | 5G NR (CP-OFDM, 1 RB, 50 MHz, QPSK, 120 kHz)         | 5G NR FR2 TDD | 7.78     | ±9.6                   |
| 10888 | AAD | 5G NR (CP-OFDM, 100% RB, 50 MHz, QPSK, 120 kHz)      | 5G NR FR2 TDD | 8.35     | ±9.6                   |
| 10889 | AAD | 5G NR (CP-OFDM, 1 RB, 50 MHz, 16QAM, 120 kHz)        | 5G NR FR2 TDD | 8.02     | ±9.6                   |
| 10890 | AAD | 5G NR (CP-OFDM, 100% RB, 50 MHz, 16QAM, 120 kHz)     | 5G NR FR2 TDD | 8.40     | ±9.6                   |
| 10891 | AAD | 5G NR (CP-OFDM, 1 RB, 50 MHz, 64QAM, 120 kHz)        | 5G NR FR2 TDD | 8.13     | ±9.6                   |
| 10892 | AAD | 5G NR (CP-OFDM, 100% RB, 50 MHz, 64QAM, 120 kHz)     | 5G NR FR2 TDD | 8.41     | ±9.6                   |
| 10897 | AAD | 5G NR (DFT-s-OFDM, 1 RB, 5 MHz, QPSK, 30 kHz)        | 5G NR FR1 TDD | 5.68     | ±9.6                   |
| 10898 | AAD | 5G NR (DFT-s-OFDM, 1 RB, 10 MHz, QPSK, 30 kHz)       | 5G NR FR1 TDD | 5.67     | ±9.6                   |
| 10899 | AAD | 5G NR (DFT-s-OFDM, 1 RB, 15 MHz, QPSK, 30 kHz)       | 5G NR FR1 TDD | 5.67     | ±9.6                   |
| 10900 | AAD | 5G NR (DFT-s-OFDM, 1 RB, 20 MHz, QPSK, 30 kHz)       | 5G NR FR1 TDD | 5.68     | ±9.6                   |
| 10901 | AAD | 5G NR (DFT-s-OFDM, 1 RB, 25 MHz, QPSK, 30 kHz)       | 5G NR FR1 TDD | 5.68     | ±9.6                   |
| 10902 | AAD | 5G NR (DFT-s-OFDM, 1 RB, 30 MHz, QPSK, 30 kHz)       | 5G NR FR1 TDD | 5.68     | ±9.6                   |
| 10903 | AAD | 5G NR (DFT-s-OFDM, 1 RB, 40 MHz, QPSK, 30 kHz)       | 5G NR FR1 TDD | 5.68     | ±9.6                   |
| 10904 | AAD | 5G NR (DFT-s-OFDM, 1 RB, 50 MHz, QPSK, 30 kHz)       | 5G NR FR1 TDD | 5.68     | ±9.6                   |
| 10905 | AAD | 5G NR (DFT-s-OFDM, 1 RB, 60 MHz, QPSK, 30 kHz)       | 5G NR FR1 TDD | 5.68     | ±9.6                   |
| 10906 | AAD | 5G NR (DFT-s-OFDM, 1 RB, 80 MHz, QPSK, 30 kHz)       | 5G NR FR1 TDD | 5.68     | ±9.6                   |
| 10907 | AAD | 5G NR (DFT-s-OFDM, 50% RB, 5 MHz, QPSK, 30 kHz)      | 5G NR FR1 TDD | 5.78     | ±9.6                   |
| 10908 | AAD | 5G NR (DFT-s-OFDM, 50% RB, 10 MHz, QPSK, 30 kHz)     | 5G NR FR1 TDD | 5.93     | ±9.6                   |
| 10909 | AAD | 5G NR (DFT-s-OFDM, 50% RB, 15 MHz, QPSK, 30 kHz)     | 5G NR FR1 TDD | 5.96     | ±9.6                   |
| 10910 | AAD | 5G NR (DFT-s-OFDM, 50% RB, 20 MHz, QPSK, 30 kHz)     | 5G NR FR1 TDD | 5.83     | ±9.6                   |

EX3DV4 - SN:7461

August 25, 2022

| UID   | Rev | Communication System Name                           | Group         | PAR (dB) | Unc <sup>F</sup> k = 2 |
|-------|-----|---|---------------|----------|------------------------|
| 10911 | AAD | 5G NR (DFT-s-OFDM, 50% RB, 25 MHz, QPSK, 30 kHz)    | 5G NR FR1 TDD | 5.93     | +9.6                   |
| 10912 | AAD | 5G NR (DFT-s-OFDM, 50% RB, 30 MHz, QPSK, 30 kHz)    | 5G NR FR1 TDD | 5.84     | +9.6                   |
| 10913 | AAD | 5G NR (DFT-s-OFDM, 50% RB, 40 MHz, QPSK, 30 kHz)    | 5G NR FR1 TDD | 5.84     | +9.6                   |
| 10914 | AAD | 5G NR (DFT-s-OFDM, 50% RB, 50 MHz, QPSK, 30 kHz)    | 5G NR FR1 TDD | 5.85     | +9.6                   |
| 10915 | AAD | 5G NR (DFT-s-OFDM, 50% RB, 60 MHz, QPSK, 30 kHz)    | 5G NR FR1 TDD | 5.83     | +9.6                   |
| 10916 | AAD | 5G NR (DFT-s-OFDM, 50% RB, 80 MHz, QPSK, 30 kHz)    | 5G NR FR1 TDD | 5.87     | +9.6                   |
| 10917 | AAD | 5G NR (DFT-s-OFDM, 50% RB, 100 MHz, QPSK, 30 kHz)   | 5G NR FR1 TDD | 5.94     | +9.6                   |
| 10918 | AAD | 5G NR (DFT-s-OFDM, 100% RB, 5 MHz, QPSK, 30 kHz)    | 5G NR FR1 TDD | 5.86     | +9.6                   |
| 10919 | AAD | 5G NR (DFT-s-OFDM, 100% RB, 10 MHz, QPSK, 30 kHz)   | 5G NR FR1 TDD | 5.86     | +9.6                   |
| 10920 | AAD | 5G NR (DFT-s-OFDM, 100% RB, 15 MHz, QPSK, 30 kHz)   | 5G NR FR1 TDD | 5.87     | +9.6                   |
| 10921 | AAD | 5G NR (DFT-s-OFDM, 100% RB, 20 MHz, QPSK, 30 kHz)   | 5G NR FR1 TDD | 5.84     | +9.6                   |
| 10922 | AAD | 5G NR (DFT-s-OFDM, 100% RB, 25 MHz, QPSK, 30 kHz)   | 5G NR FR1 TDD | 5.82     | +9.6                   |
| 10923 | AAD | 5G NR (DFT-s-OFDM, 100% RB, 30 MHz, QPSK, 30 kHz)   | 5G NR FR1 TDD | 5.84     | +9.6                   |
| 10924 | AAD | 5G NR (DFT-s-OFDM, 100% RB, 40 MHz, QPSK, 30 kHz)   | 5G NR FR1 TDD | 5.84     | +9.6                   |
| 10925 | AAD | 5G NR (DFT-s-OFDM, 100% RB, 50 MHz, QPSK, 30 kHz)   | 5G NR FR1 TDD | 5.95     | +9.6                   |
| 10926 | AAD | 5G NR (DFT-s-OFDM, 100% RB, 60 MHz, QPSK, 30 kHz)   | 5G NR FR1 TDD | 5.84     | +9.6                   |
| 10927 | AAD | 5G NR (DFT-s-OFDM, 100% RB, 80 MHz, QPSK, 30 kHz)   | 5G NR FR1 TDD | 5.94     | +9.6                   |
| 10928 | AAD | 5G NR (DFT-s-OFDM, 1 RB, 5 MHz, QPSK, 15 kHz)       | 5G NR FR1 FDD | 5.52     | +9.6                   |
| 10929 | AAD | 5G NR (DFT-s-OFDM, 1 RB, 10 MHz, QPSK, 15 kHz)      | 5G NR FR1 FDD | 5.52     | +9.6                   |
| 10930 | AAD | 5G NR (DFT-s-OFDM, 1 RB, 15 MHz, QPSK, 15 kHz)      | 5G NR FR1 FDD | 5.52     | +9.6                   |
| 10931 | AAD | 5G NR (DFT-s-OFDM, 1 RB, 20 MHz, QPSK, 15 kHz)      | 5G NR FR1 FDD | 5.51     | +9.6                   |
| 10932 | AAB | 5G NR (DFT-s-OFDM, 1 RB, 25 MHz, QPSK, 15 kHz)      | 5G NR FR1 FDD | 5.51     | +9.6                   |
| 10933 | AAA | 5G NR (DFT-s-OFDM, 1 RB, 30 MHz, QPSK, 15 kHz)      | 5G NR FR1 FDD | 5.51     | +9.6                   |
| 10934 | AAA | 5G NR (DFT-s-OFDM, 1 RB, 40 MHz, QPSK, 15 kHz)      | 5G NR FR1 FDD | 5.51     | +9.6                   |
| 10935 | AAA | 5G NR (DFT-s-OFDM, 1 RB, 50 MHz, QPSK, 15 kHz)      | 5G NR FR1 FDD | 5.51     | +9.6                   |
| 10936 | AAC | 5G NR (DFT-s-OFDM, 50% RB, 5 MHz, QPSK, 15 kHz)     | 5G NR FR1 FDD | 5.90     | +9.6                   |
| 10937 | AAB | 5G NR (DFT-s-OFDM, 50% RB, 10 MHz, QPSK, 15 kHz)    | 5G NR FR1 FDD | 5.77     | +9.6                   |
| 10938 | AAB | 5G NR (DFT-s-OFDM, 50% RB, 15 MHz, QPSK, 15 kHz)    | 5G NR FR1 FDD | 5.90     | +9.6                   |
| 10939 | AAB | 5G NR (DFT-s-OFDM, 50% RB, 20 MHz, QPSK, 15 kHz)    | 5G NR FR1 FDD | 5.82     | +9.6                   |
| 10940 | AAB | 5G NR (DFT-s-OFDM, 50% RB, 25 MHz, QPSK, 15 kHz)    | 5G NR FR1 FDD | 5.89     | +9.6                   |
| 10941 | AAB | 5G NR (DFT-s-OFDM, 50% RB, 30 MHz, QPSK, 15 kHz)    | 5G NR FR1 FDD | 5.83     | +9.6                   |
| 10942 | AAB | 5G NR (DFT-s-OFDM, 50% RB, 40 MHz, QPSK, 15 kHz)    | 5G NR FR1 FDD | 5.85     | +9.6                   |
| 10943 | AAB | 5G NR (DFT-s-OFDM, 50% RB, 50 MHz, QPSK, 15 kHz)    | 5G NR FR1 FDD | 5.95     | +9.6                   |
| 10944 | AAB | 5G NR (DFT-s-OFDM, 100% RB, 5 MHz, QPSK, 15 kHz)    | 5G NR FR1 FDD | 5.81     | +9.6                   |
| 10945 | AAB | 5G NR (DFT-s-OFDM, 100% RB, 10 MHz, QPSK, 15 kHz)   | 5G NR FR1 FDD | 5.85     | +9.6                   |
| 10946 | AAC | 5G NR (DFT-s-OFDM, 100% RB, 15 MHz, QPSK, 15 kHz)   | 5G NR FR1 FDD | 5.83     | +9.6                   |
| 10947 | AAB | 5G NR (DFT-s-OFDM, 100% RB, 20 MHz, QPSK, 15 kHz)   | 5G NR FR1 FDD | 5.87     | +9.6                   |
| 10948 | AAB | 5G NR (DFT-s-OFDM, 100% RB, 25 MHz, QPSK, 15 kHz)   | 5G NR FR1 FDD | 5.94     | +9.6                   |
| 10949 | AAB | 5G NR (DFT-s-OFDM, 100% RB, 30 MHz, QPSK, 15 kHz)   | 5G NR FR1 FDD | 5.87     | +9.6                   |
| 10950 | AAB | 5G NR (DFT-s-OFDM, 100% RB, 40 MHz, QPSK, 15 kHz)   | 5G NR FR1 FDD | 5.94     | +9.6                   |
| 10951 | AAB | 5G NR (DFT-s-OFDM, 100% RB, 50 MHz, QPSK, 15 kHz)   | 5G NR FR1 FDD | 5.92     | +9.6                   |
| 10952 | AAB | 5G NR DL (CP-OFDM, TM 3.1, 5 MHz, 64-QAM, 15 kHz)   | 5G NR FR1 FDD | 8.25     | +9.6                   |
| 10953 | AAB | 5G NR DL (CP-OFDM, TM 3.1, 10 MHz, 64-QAM, 15 kHz)  | 5G NR FR1 FDD | 8.15     | +9.6                   |
| 10954 | AAB | 5G NR DL (CP-OFDM, TM 3.1, 15 MHz, 64-QAM, 15 kHz)  | 5G NR FR1 FDD | 8.23     | +9.6                   |
| 10955 | AAB | 5G NR DL (CP-OFDM, TM 3.1, 20 MHz, 64-QAM, 15 kHz)  | 5G NR FR1 FDD | 8.42     | +9.6                   |
| 10956 | AAB | 5G NR DL (CP-OFDM, TM 3.1, 5 MHz, 64-QAM, 30 kHz)   | 5G NR FR1 FDD | 8.14     | +9.6                   |
| 10957 | AAC | 5G NR DL (CP-OFDM, TM 3.1, 10 MHz, 64-QAM, 30 kHz)  | 5G NR FR1 FDD | 8.31     | +9.6                   |
| 10958 | AAB | 5G NR DL (CP-OFDM, TM 3.1, 15 MHz, 64-QAM, 30 kHz)  | 5G NR FR1 FDD | 8.61     | +9.6                   |
| 10959 | AAB | 5G NR DL (CP-OFDM, TM 3.1, 20 MHz, 64-QAM, 30 kHz)  | 5G NR FR1 FDD | 8.33     | +9.6                   |
| 10960 | AAB | 5G NR DL (CP-OFDM, TM 3.1, 5 MHz, 64-QAM, 15 kHz)   | 5G NR FR1 TDD | 9.32     | +9.6                   |
| 10961 | AAB | 5G NR DL (CP-OFDM, TM 3.1, 10 MHz, 64-QAM, 15 kHz)  | 5G NR FR1 TDD | 9.36     | +9.6                   |
| 10962 | AAB | 5G NR DL (CP-OFDM, TM 3.1, 15 MHz, 64-QAM, 15 kHz)  | 5G NR FR1 TDD | 9.40     | +9.6                   |
| 10963 | AAB | 5G NR DL (CP-OFDM, TM 3.1, 20 MHz, 64-QAM, 15 kHz)  | 5G NR FR1 TDD | 9.55     | +9.6                   |
| 10964 | AAB | 5G NR DL (CP-OFDM, TM 3.1, 5 MHz, 64-QAM, 30 kHz)   | 5G NR FR1 TDD | 9.29     | +9.6                   |
| 10965 | AAB | 5G NR DL (CP-OFDM, TM 3.1, 10 MHz, 64-QAM, 30 kHz)  | 5G NR FR1 TDD | 9.37     | +9.6                   |
| 10966 | AAB | 5G NR DL (CP-OFDM, TM 3.1, 15 MHz, 64-QAM, 30 kHz)  | 5G NR FR1 TDD | 9.55     | +9.6                   |
| 10967 | AAB | 5G NR DL (CP-OFDM, TM 3.1, 20 MHz, 64-QAM, 30 kHz)  | 5G NR FR1 TDD | 9.42     | +9.6                   |
| 10968 | AAB | 5G NR DL (CP-OFDM, TM 3.1, 100 MHz, 64-QAM, 30 kHz) | 5G NR FR1 TDD | 9.49     | +9.6                   |
| 10972 | AAB | 5G NR (CP-OFDM, 1 RB, 20 MHz, QPSK, 15 kHz)         | 5G NR FR1 TDD | 11.59    | +9.6                   |
| 10973 | AAB | 5G NR (DFT-s-OFDM, 1 RB, 100 MHz, QPSK, 30 kHz)     | 5G NR FR1 TDD | 9.06     | +9.6                   |
| 10974 | AAB | 5G NR (CP-OFDM, 100% RB, 100 MHz, 256-QAM, 30 kHz)  | 5G NR FR1 TDD | 10.28    | +9.6                   |
| 10978 | AAA | ULLA BDR  | ULLA          | 2.23     | +9.6                   |
| 10979 | AAA | ULLA HDR4   | ULLA          | 7.02     | +9.6                   |
| 10980 | AAA | ULLA HDR8   | ULLA          | 8.82     | +9.6                   |
| 10981 | AAA | ULLA HDRp4  | ULLA          | 1.50     | +9.6                   |
| 10982 | AAA | ULLA HDRp8  | ULLA          | 1.44     | +9.6                   |

EX3DV4 - SN:7461

August 25, 2022

| UID   | Rev | Communication System Name                          | Group         | PAR (dB) | Unc <sup>E</sup> $k=2$ |
|-------|-----|--|---------------|----------|------------------------|
| 10983 | AAA | 5G NR DL (CP-OFDM, TM 3.1, 40 MHz, 64-QAM, 15 kHz) | 5G NR FR1 TDD | 9.31     | ±9.6                   |
| 10984 | AAA | 5G NR DL (CP-OFDM, TM 3.1, 50 MHz, 64-QAM, 15 kHz) | 5G NR FR1 TDD | 9.42     | ±9.6                   |
| 10985 | AAA | 5G NR DL (CP-OFDM, TM 3.1, 40 MHz, 64-QAM, 30 kHz) | 5G NR FR1 TDD | 9.54     | ±9.6                   |
| 10986 | AAA | 5G NR DL (CP-OFDM, TM 3.1, 50 MHz, 64-QAM, 30 kHz) | 5G NR FR1 TDD | 9.50     | ±9.6                   |
| 10987 | AAA | 5G NR DL (CP-OFDM, TM 3.1, 60 MHz, 64-QAM, 30 kHz) | 5G NR FR1 TDD | 9.53     | ±9.6                   |
| 10988 | AAA | 5G NR DL (CP-OFDM, TM 3.1, 70 MHz, 64-QAM, 30 kHz) | 5G NR FR1 TDD | 9.38     | ±9.6                   |
| 10989 | AAA | 5G NR DL (CP-OFDM, TM 3.1, 80 MHz, 64-QAM, 30 kHz) | 5G NR FR1 TDD | 9.33     | ±9.6                   |
| 10990 | AAA | 5G NR DL (CP-OFDM, TM 3.1, 90 MHz, 64-QAM, 30 kHz) | 5G NR FR1 TDD | 9.52     | ±9.6                   |

<sup>E</sup> Uncertainty is determined using the max. deviation from linear response applying rectangular distribution and is expressed for the square of the field value.

**Calibration Laboratory of  
 Schmid & Partner  
 Engineering AG**  
 Zeughausstrasse 43, 8004 Zurich, Switzerland



**S** Schweizerischer Kalibrierdienst  
**C** Service suisse d'étalonnage  
**S** Servizio svizzero di taratura  
**S** Swiss Calibration Service

Accredited by the Swiss Accreditation Service (SAS)  
 The Swiss Accreditation Service is one of the signatories to the EA  
 Multilateral Agreement for the recognition of calibration certificates

Accreditation No.: **SCS 0108**

Client **Dekra Spain**

Certificate No: **D750V3-1036\_Sep21**

| CALIBRATION CERTIFICATE   |   |                                   |                            |
|---|---|-----------------------------------|----------------------------|
| Object  | D750V3 - SN:1036  |                                   |                            |
| Calibration procedure(s)  | QA CAL-05.v11<br>Calibration Procedure for SAR Validation Sources between 0.7-3 GHz |                                   |                            |
| Calibration date:   | September 20, 2021  |                                   |                            |
| This calibration certificate documents the traceability to national standards, which realize the physical units of measurements (SI).<br>The measurements and the uncertainties with confidence probability are given on the following pages and are part of the certificate. |   |                                   |                            |
| All calibrations have been conducted in the closed laboratory facility: environment temperature (22 ± 3°C and humidity < 70%.   |   |                                   |                            |
| Calibration Equipment used (M&TE critical for calibration)  |   |                                   |                            |
| Primary Standards   | ID #  | Cal Date (Certificate No.)        | Scheduled Calibration      |
| Power meter NRP   | SN: 104778  | 09-Apr-21 (No. 217-03291/03292)   | Apr-22                     |
| Power sensor NRP-Z91  | SN: 103244  | 09-Apr-21 (No. 217-03291)         | Apr-22                     |
| Power sensor NRP-Z91  | SN: 103245  | 09-Apr-21 (No. 217-03292)         | Apr-22                     |
| Reference 20 dB Attenuator  | SN: BH9394 (20k)  | 09-Apr-21 (No. 217-03343)         | Apr-22                     |
| Type-N mismatch combination   | SN: 310982 / 06327  | 09-Apr-21 (No. 217-03344)         | Apr-22                     |
| Reference Probe EX3DV4  | SN: 7349  | 28-Dec-20 (No. EX3-7349_Dec20)    | Dec-21                     |
| DAE4  | SN: 601   | 02-Nov-20 (No. DAE4-601_Nov20)    | Nov-21                     |
| Secondary Standards   | ID #  | Check Date (in house)             | Scheduled Check            |
| Power meter E4419B  | SN: GB39512475  | 30-Oct-14 (in house check Oct-20) | In house check: Oct-22     |
| Power sensor HP 8481A   | SN: US37292783  | 07-Oct-15 (in house check Oct-20) | In house check: Oct-22     |
| Power sensor HP 8481A   | SN: MY41092317  | 07-Oct-15 (in house check Oct-20) | In house check: Oct-22     |
| RF generator R&S SMT-06   | SN: 100972  | 15-Jun-15 (in house check Oct-20) | In house check: Oct-22     |
| Network Analyzer Agilent E8358A   | SN: US41080477  | 31-Mar-14 (in house check Oct-20) | In house check: Oct-21     |
| Calibrated by:  | Name<br>Jeffrey Katzman   | Function<br>Laboratory Technician | Signature<br>              |
| Approved by:  | Name<br>Katja Pokovic   | Function<br>Technical Manager     | Signature<br>              |
| This calibration certificate shall not be reproduced except in full without written approval of the laboratory.   |   |                                   | Issued: September 20, 2021 |

Calibration Laboratory of  
Schmid & Partner  
Engineering AG  
Zeughausstrasse 43, 8004 Zurich, Switzerland



S Schweizerischer Kalibrierdienst  
C Service suisse d'étalonnage  
S Servizio svizzero di taratura  
S Swiss Calibration Service

Accredited by the Swiss Accreditation Service (SAS)  
The Swiss Accreditation Service is one of the signatories to the EA  
Multilateral Agreement for the recognition of calibration certificates

Accreditation No.: SCS 0108

**Glossary:**

|       |                                 |
|-------|---------------------------------|
| TSL   | tissue simulating liquid        |
| ConvF | sensitivity in TSL / NORM x,y,z |
| N/A   | not applicable or not measured  |

**Calibration is Performed According to the Following Standards:**

- IEC/IEEE 62209-1528, "Measurement Procedure For The Assessment Of Specific Absorption Rate Of Human Exposure To Radio Frequency Fields From Hand-Held And Body-Worn Wireless Communication Devices - Part 1528: Human Models, Instrumentation And Procedures (Frequency Range of 4 MHz to 10 GHz)", October 2020.
- KDB 865664, "SAR Measurement Requirements for 100 MHz to 6 GHz"

**Additional Documentation:**

- DASY System Handbook

**Methods Applied and Interpretation of Parameters:**

- Measurement Conditions:** Further details are available from the Validation Report at the end of the certificate. All figures stated in the certificate are valid at the frequency indicated.
- Antenna Parameters with TSL:** The source is mounted in a touch configuration below the center marking of the flat phantom.
- Return Loss:** This parameter is measured with the source positioned under the liquid filled phantom (as described in the measurement condition clause). The Return Loss ensures low reflected power. No uncertainty required.
- SAR measured:** SAR measured at the stated antenna input power.
- SAR normalized:** SAR as measured, normalized to an input power of 1 W at the antenna connector.
- SAR for nominal TSL parameters:** The measured TSL parameters are used to calculate the nominal SAR result.

The reported uncertainty of measurement is stated as the standard uncertainty of measurement multiplied by the coverage factor  $k=2$ , which for a normal distribution corresponds to a coverage probability of approximately 95%.

### Measurement Conditions

DASY system configuration, as far as not given on page 1.

|                              |                        |             |
|------------------------------|------------------------|-------------|
| DASY Version                 | DASY52                 | V52.10.4    |
| Extrapolation                | Advanced Extrapolation |             |
| Phantom                      | Modular Flat Phantom   |             |
| Distance Dipole Center - TSL | 15 mm                  | with Spacer |
| Zoom Scan Resolution         | dx, dy, dz = 5 mm      |             |
| Frequency                    | 750 MHz ± 1 MHz        |             |

### Head TSL parameters

The following parameters and calculations were applied.

|   | Temperature     | Permittivity | Conductivity     |
|---|-----------------|--------------|------------------|
| Nominal Head TSL parameters             | 22.0 °C         | 41.9         | 0.89 mho/m       |
| Measured Head TSL parameters            | (22.0 ± 0.2) °C | 41.2 ± 6 %   | 0.92 mho/m ± 6 % |
| Head TSL temperature change during test | < 0.5 °C        | ---          | ---              |

### SAR result with Head TSL

| SAR averaged over 1 cm <sup>3</sup> (1 g) of Head TSL | Condition          |                          |
|---|--------------------|--------------------------|
| SAR measured  | 250 mW input power | 2.17 W/kg                |
| SAR for nominal Head TSL parameters                   | normalized to 1W   | 8.43 W/kg ± 17.0 % (k=2) |

| SAR averaged over 10 cm <sup>3</sup> (10 g) of Head TSL | condition          |                          |
|---|--------------------|--------------------------|
| SAR measured  | 250 mW input power | 1.41 W/kg                |
| SAR for nominal Head TSL parameters                     | normalized to 1W   | 5.51 W/kg ± 16.5 % (k=2) |

### Body TSL parameters

The following parameters and calculations were applied.

|   | Temperature     | Permittivity | Conductivity     |
|---|-----------------|--------------|------------------|
| Nominal Body TSL parameters             | 22.0 °C         | 55.5         | 0.96 mho/m       |
| Measured Body TSL parameters            | (22.0 ± 0.2) °C | 55.7 ± 6 %   | 0.97 mho/m ± 6 % |
| Body TSL temperature change during test | < 0.5 °C        | ---          | ---              |

### SAR result with Body TSL

| SAR averaged over 1 cm <sup>3</sup> (1 g) of Body TSL | Condition          |                          |
|---|--------------------|--------------------------|
| SAR measured  | 250 mW input power | 2.21 W/kg                |
| SAR for nominal Body TSL parameters                   | normalized to 1W   | 8.78 W/kg ± 17.0 % (k=2) |

| SAR averaged over 10 cm <sup>3</sup> (10 g) of Body TSL | condition          |                          |
|---|--------------------|--------------------------|
| SAR measured  | 250 mW input power | 1.46 W/kg                |
| SAR for nominal Body TSL parameters                     | normalized to 1W   | 5.81 W/kg ± 16.5 % (k=2) |

## Appendix (Additional assessments outside the scope of SCS 0108)

### Antenna Parameters with Head TSL

|                                      |                                |
|--------------------------------------|--------------------------------|
| Impedance, transformed to feed point | 56.1 $\Omega$ + 1.1 j $\Omega$ |
| Return Loss                          | - 24,7 dB                      |

### Antenna Parameters with Body TSL

|                                      |                                |
|--------------------------------------|--------------------------------|
| Impedance, transformed to feed point | 52.5 $\Omega$ - 1.1 j $\Omega$ |
| Return Loss                          | - 31.6 dB                      |

### General Antenna Parameters and Design

|                                  |          |
|----------------------------------|----------|
| Electrical Delay (one direction) | 1.036 ns |
|----------------------------------|----------|

After long term use with 100W radiated power, only a slight warming of the dipole near the feedpoint can be measured.

The dipole is made of standard semirigid coaxial cable. The center conductor of the feeding line is directly connected to the second arm of the dipole. The antenna is therefore short-circuited for DC-signals. On some of the dipoles, small end caps are added to the dipole arms in order to improve matching when loaded according to the position as explained in the "Measurement Conditions" paragraph. The SAR data are not affected by this change. The overall dipole length is still according to the Standard.

No excessive force must be applied to the dipole arms, because they might bend or the soldered connections near the feedpoint may be damaged.

### Additional EUT Data

|                 |       |
|-----------------|-------|
| Manufactured by | SPEAG |
|-----------------|-------|



## DASY5 Validation Report for Head TSL

Date: 20.09.2021

Test Laboratory: SPEAG, Zurich, Switzerland

**DUT: Dipole 750 MHz; Type: D750V3; Serial: D750V3 - SN:1036**

Communication System: UID 0 - CW; Frequency: 750 MHz

Medium parameters used:  $f = 750$  MHz;  $\sigma = 0.92$  S/m;  $\epsilon_r = 41.2$ ;  $\rho = 1000$  kg/m<sup>3</sup>

Phantom section: Flat Section

Measurement Standard: DASY5 (IEEE/IEC/ANSI C63.19-2011)

DASY52 Configuration:

- Probe: EX3DV4 - SN7349; ConvF(10.11, 10.11, 10.11) @ 750 MHz; Calibrated: 28.12.2020
- Sensor-Surface: 1.4mm (Mechanical Surface Detection)
- Electronics: DAE4 Sn601; Calibrated: 02.11.2020
- Phantom: Flat Phantom 4.9 (front); Type: QD 00L P49 AA; Serial: 1001
- DASY52 52.10.4(1535); SEMCAD X 14.6.14(7501)

### Dipole Calibration for Head Tissue/Pin=250 mW, d=15mm/Zoom Scan (7x7x7)/Cube 0:

Measurement grid: dx=5mm, dy=5mm, dz=5mm

Reference Value = 59.24 V/m; Power Drift = -0.03 dB


Peak SAR (extrapolated) = 3.30 W/kg

**SAR(1 g) = 2.17 W/kg; SAR(10 g) = 1.41 W/kg**

Smallest distance from peaks to all points 3 dB below = 17 mm


Ratio of SAR at M2 to SAR at M1 = 65.6%

Maximum value of SAR (measured) = 2.89 W/kg



0 dB = 2.89 W/kg = 4.61 dBW/kg

Impedance Measurement Plot for Head TSL



## DASY5 Validation Report for Body TSL

Date: 20.09.2021

Test Laboratory: SPEAG, Zurich, Switzerland

**DUT: Dipole 750 MHz; Type: D750V3; Serial: D750V3 - SN:1036**

Communication System: UID 0 - CW; Frequency: 750 MHz

Medium parameters used:  $f = 750$  MHz;  $\sigma = 0.97$  S/m;  $\epsilon_r = 55.7$ ;  $\rho = 1000$  kg/m<sup>3</sup>

Phantom section: Flat Section

Measurement Standard: DASY5 (IEEE/IEC/ANSI C63.19-2011)

DASY52 Configuration:

- Probe: EX3DV4 - SN7349; ConvF(10.23, 10.23, 10.23) @ 750 MHz; Calibrated: 28.12.2020
- Sensor-Surface: 1.4mm (Mechanical Surface Detection)
- Electronics: DAE4 Sn601; Calibrated: 02.11.2020
- Phantom: Flat Phantom 4.9 (Back); Type: QD 00R P49 AA; Serial: 1005
- DASY52 52.10.4(1535); SEMCAD X 14.6.14(7501)

### Dipole Calibration for Body Tissue/Pin=250 mW, d=15mm/Zoom Scan (7x7x7)/Cube 0:

Measurement grid: dx=5mm, dy=5mm, dz=5mm

Reference Value = 55.96 V/m; Power Drift = 0.00 dB


Peak SAR (extrapolated) = 3.31 W/kg

**SAR(1 g) = 2.21 W/kg; SAR(10 g) = 1.46 W/kg**


Smallest distance from peaks to all points 3 dB below = 18.6 mm

Ratio of SAR at M2 to SAR at M1 = 67%

Maximum value of SAR (measured) = 2.94 W/kg



Impedance Measurement Plot for Body TSL



**Calibration Laboratory of  
 Schmid & Partner  
 Engineering AG**  
 Zeughausstrasse 43, 8004 Zurich, Switzerland



**S** Schweizerischer Kalibrierdienst  
**S** Service suisse d'étalonnage  
**C** Servizio svizzero di taratura  
**S** Swiss Calibration Service

Accredited by the Swiss Accreditation Service (SAS)  
 The Swiss Accreditation Service is one of the signatories to the EA  
 Multilateral Agreement for the recognition of calibration certificates

Accreditation No.: **SCS 0108**

Client **Dekra Spain**

Certificate No: **D900V2-1d007\_Sep21**

| CALIBRATION CERTIFICATE   |   |                                   |                              |
|---|---|-----------------------------------|------------------------------|
| Object  | D900V2 - SN:1d007   |                                   |                              |
| Calibration procedure(s)  | QA CAL-05.v11<br>Calibration Procedure for SAR Validation Sources between 0.7-3 GHz |                                   |                              |
| Calibration date:   | September 20, 2021  |                                   |                              |
| This calibration certificate documents the traceability to national standards, which realize the physical units of measurements (SI).<br>The measurements and the uncertainties with confidence probability are given on the following pages and are part of the certificate. |   |                                   |                              |
| All calibrations have been conducted in the closed laboratory facility: environment temperature (22 ± 3)°C and humidity < 70%.  |   |                                   |                              |
| Calibration Equipment used (M&TE critical for calibration)  |   |                                   |                              |
| <b>Primary Standards</b>  | <b>ID #</b>   | <b>Cal Date (Certificate No.)</b> | <b>Scheduled Calibration</b> |
| Power meter NRP   | SN: 104778  | 09-Apr-21 (No. 217-03291/03292)   | Apr-22                       |
| Power sensor NRP-Z91  | SN: 103244  | 09-Apr-21 (No. 217-03291)         | Apr-22                       |
| Power sensor NRP-Z91  | SN: 103245  | 09-Apr-21 (No. 217-03292)         | Apr-22                       |
| Reference 20 dB Attenuator  | SN: BH9394 (20k)  | 09-Apr-21 (No. 217-03343)         | Apr-22                       |
| Type-N mismatch combination   | SN: 310982 / 06327  | 09-Apr-21 (No. 217-03344)         | Apr-22                       |
| Reference Probe EX3DV4  | SN: 7349  | 28-Dec-20 (No. EX3-7349_Dec20)    | Dec-21                       |
| DAE4  | SN: 601   | 02-Nov-20 (No. DAE4-601_Nov20)    | Nov-21                       |
| <b>Secondary Standards</b>  | <b>ID #</b>   | <b>Check Date (in house)</b>      | <b>Scheduled Check</b>       |
| Power meter E4419B  | SN: GB39512475  | 30-Oct-14 (in house check Oct-20) | In house check: Oct-22       |
| Power sensor HP B481A   | SN: US37292783  | 07-Oct-15 (in house check Oct-20) | In house check: Oct-22       |
| Power sensor HP B481A   | SN: MY41092317  | 07-Oct-15 (in house check Oct-20) | In house check: Oct-22       |
| RF generator R&S SMT-06   | SN: 100972  | 15-Jun-15 (in house check Oct-20) | In house check: Oct-22       |
| Network Analyzer Agilent E8358A   | SN: US41060477  | 31-Mar-14 (in house check Oct-20) | In house check: Oct-21       |
| Calibrated by:  | Name<br>Jeffrey Katzman   | Function<br>Laboratory Technician | Signature<br>                |
| Approved by:  | Name<br>Katja Pokovic   | Technical Manager                 |                              |
| This calibration certificate shall not be reproduced except in full without written approval of the laboratory.   |   |                                   | Issued: September 20, 2021   |

**Calibration Laboratory of  
Schmid & Partner  
Engineering AG**  
Zeughausstrasse 43, 8004 Zurich, Switzerland



**S** Schweizerischer Kalibrierdienst  
**C** Service suisse d'étalonnage  
**S** Servizio svizzero di taratura  
**S** Swiss Calibration Service

Accredited by the Swiss Accreditation Service (SAS)  
The Swiss Accreditation Service is one of the signatories to the EA  
Multilateral Agreement for the recognition of calibration certificates

Accreditation No.: **SCS 0108**

**Glossary:**

|       |                                 |
|-------|---------------------------------|
| TSL   | tissue simulating liquid        |
| ConvF | sensitivity in TSL / NORM x,y,z |
| N/A   | not applicable or not measured  |

**Calibration is Performed According to the Following Standards:**

- IEC/IEEE 62209-1528, "Measurement Procedure For The Assessment Of Specific Absorption Rate Of Human Exposure To Radio Frequency Fields From Hand-Held And Body-Worn Wireless Communication Devices - Part 1528: Human Models, Instrumentation And Procedures (Frequency Range of 4 MHz to 10 GHz)", October 2020.
- KDB 865664, "SAR Measurement Requirements for 100 MHz to 6 GHz"

**Additional Documentation:**

- DASY System Handbook

**Methods Applied and Interpretation of Parameters:**

- Measurement Conditions:* Further details are available from the Validation Report at the end of the certificate. All figures stated in the certificate are valid at the frequency indicated.
- Antenna Parameters with TSL:* The source is mounted in a touch configuration below the center marking of the flat phantom.
- Return Loss:* This parameter is measured with the source positioned under the liquid filled phantom (as described in the measurement condition clause). The Return Loss ensures low reflected power. No uncertainty required.
- SAR measured:* SAR measured at the stated antenna input power.
- SAR normalized:* SAR as measured, normalized to an input power of 1 W at the antenna connector.
- SAR for nominal TSL parameters:* The measured TSL parameters are used to calculate the nominal SAR result.

The reported uncertainty of measurement is stated as the standard uncertainty of measurement multiplied by the coverage factor  $k=2$ , which for a normal distribution corresponds to a coverage probability of approximately 95%.

### Measurement Conditions

DASY system configuration, as far as not given on page 1.

|                              |                        |             |
|------------------------------|------------------------|-------------|
| DASY Version                 | DASY52                 | V52.10.4    |
| Extrapolation                | Advanced Extrapolation |             |
| Phantom                      | Modular Flat Phantom   |             |
| Distance Dipole Center - TSL | 15 mm                  | with Spacer |
| Zoom Scan Resolution         | dx, dy, dz = 5 mm      |             |
| Frequency                    | 900 MHz ± 1 MHz        |             |

### Head TSL parameters

The following parameters and calculations were applied.

|   | Temperature     | Permittivity | Conductivity     |
|---|-----------------|--------------|------------------|
| Nominal Head TSL parameters             | 22.0 °C         | 41.5         | 0.97 mho/m       |
| Measured Head TSL parameters            | (22.0 ± 0.2) °C | 40.9 ± 6 %   | 0.97 mho/m ± 6 % |
| Head TSL temperature change during test | < 0.5 °C        | ----         | ----             |

### SAR result with Head TSL

|   |                    |                          |
|---|--------------------|--------------------------|
| SAR averaged over 1 cm <sup>3</sup> (1 g) of Head TSL | Condition          |                          |
| SAR measured  | 250 mW input power | 2.78 W/kg                |
| SAR for nominal Head TSL parameters                   | normalized to 1W   | 11.1 W/kg ± 17.0 % (k=2) |

|   |                    |                          |
|---|--------------------|--------------------------|
| SAR averaged over 10 cm <sup>3</sup> (10 g) of Head TSL | condition          |                          |
| SAR measured  | 250 mW input power | 1.77 W/kg                |
| SAR for nominal Head TSL parameters                     | normalized to 1W   | 7.07 W/kg ± 16.5 % (k=2) |

### Body TSL parameters

The following parameters and calculations were applied.

|   | Temperature     | Permittivity | Conductivity     |
|---|-----------------|--------------|------------------|
| Nominal Body TSL parameters             | 22.0 °C         | 55.0         | 1.05 mho/m       |
| Measured Body TSL parameters            | (22.0 ± 0.2) °C | 55.4 ± 6 %   | 1.02 mho/m ± 6 % |
| Body TSL temperature change during test | < 0.5 °C        | ----         | ----             |

### SAR result with Body TSL

|   |                    |                          |
|---|--------------------|--------------------------|
| SAR averaged over 1 cm <sup>3</sup> (1 g) of Body TSL | Condition          |                          |
| SAR measured  | 250 mW input power | 2.75 W/kg                |
| SAR for nominal Body TSL parameters                   | normalized to 1W   | 11.3 W/kg ± 17.0 % (k=2) |

|   |                    |                          |
|---|--------------------|--------------------------|
| SAR averaged over 10 cm <sup>3</sup> (10 g) of Body TSL | condition          |                          |
| SAR measured  | 250 mW input power | 1.79 W/kg                |
| SAR for nominal Body TSL parameters                     | normalized to 1W   | 7.29 W/kg ± 16.5 % (k=2) |

## Appendix (Additional assessments outside the scope of SCS 0108)

### Antenna Parameters with Head TSL

|                                      |                                |
|--------------------------------------|--------------------------------|
| Impedance, transformed to feed point | 51.0 $\Omega$ - 0.3 j $\Omega$ |
| Return Loss                          | - 39.6 dB                      |

### Antenna Parameters with Body TSL

|                                      |                                |
|--------------------------------------|--------------------------------|
| Impedance, transformed to feed point | 46.7 $\Omega$ - 1.6 j $\Omega$ |
| Return Loss                          | - 28.5 dB                      |

### General Antenna Parameters and Design

|                                  |          |
|----------------------------------|----------|
| Electrical Delay (one direction) | 1.408 ns |
|----------------------------------|----------|

After long term use with 100W radiated power, only a slight warming of the dipole near the feedpoint can be measured.

The dipole is made of standard semirigid coaxial cable. The center conductor of the feeding line is directly connected to the second arm of the dipole. The antenna is therefore short-circuited for DC-signals. On some of the dipoles, small end caps are added to the dipole arms in order to improve matching when loaded according to the position as explained in the "Measurement Conditions" paragraph. The SAR data are not affected by this change. The overall dipole length is still according to the Standard.

No excessive force must be applied to the dipole arms, because they might bend or the soldered connections near the feedpoint may be damaged.

### Additional EUT Data

|                 |       |
|-----------------|-------|
| Manufactured by | SPEAG |
|-----------------|-------|



## DASY5 Validation Report for Head TSL

Date: 20.09.2021

Test Laboratory: SPEAG, Zurich, Switzerland

**DUT: Dipole 900 MHz; Type: D900V2; Serial: D900V2 - SN:1d007**

Communication System: UID 0 - CW; Frequency: 900 MHz

Medium parameters used:  $f = 900$  MHz;  $\sigma = 0.97$  S/m;  $\epsilon_r = 40.9$ ;  $\rho = 1000$  kg/m<sup>3</sup>

Phantom section: Flat Section

Measurement Standard: DASY5 (IEEE/IEC/ANSI C63.19-2011)

DASY52 Configuration:

- Probe: EX3DV4 - SN7349; ConvF(9.62, 9.62, 9.62) @ 900 MHz; Calibrated: 28.12.2020
- Sensor-Surface: 1.4mm (Mechanical Surface Detection)
- Electronics: DAE4 Sn601; Calibrated: 02.11.2020
- Phantom: Flat Phantom 4.9 (front); Type: QD 00L P49 AA; Serial: 1001
- DASY52 52.10.4(1535); SEMCAD X 14.6.14(7501)

### Dipole Calibration for Head Tissue/Pin=250 mW, d=15mm/Zoom Scan (7x7x7)/Cube 0:

Measurement grid: dx=5mm, dy=5mm, dz=5mm

Reference Value = 65.97 V/m; Power Drift = -0.03 dB


Peak SAR (extrapolated) = 4.29 W/kg

**SAR(1 g) = 2.78 W/kg; SAR(10 g) = 1.77 W/kg**

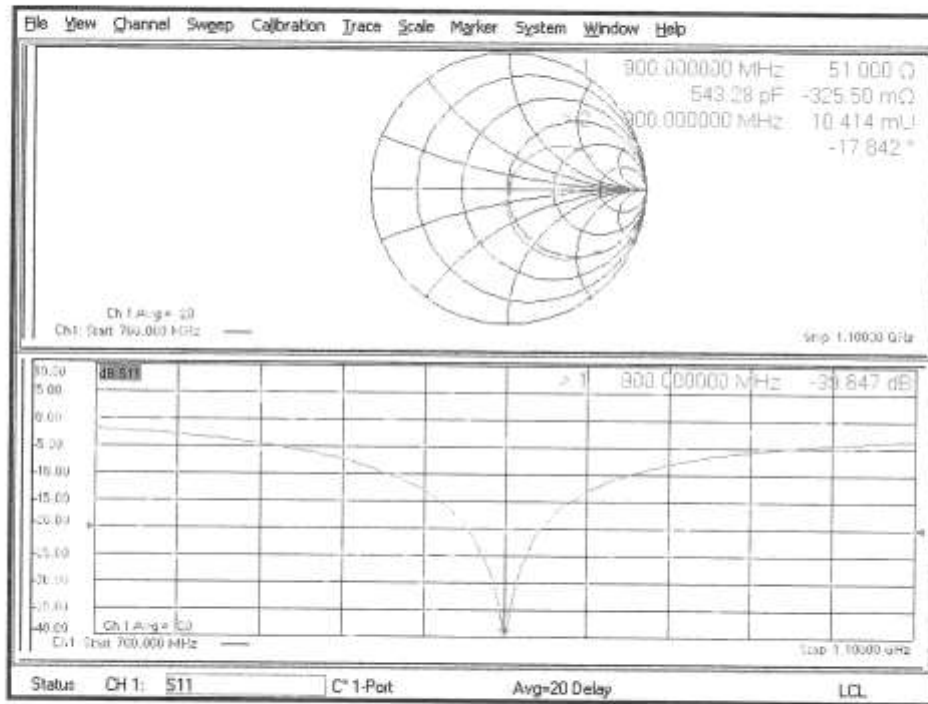
Smallest distance from peaks to all points 3 dB below = 16 mm

Ratio of SAR at M2 to SAR at M1 = 64.8%

Maximum value of SAR (measured) = 3.77 W/kg



### Impedance Measurement Plot for Head TSL



## DASY5 Validation Report for Body TSL

Date: 20.09.2021

Test Laboratory: SPEAG, Zurich, Switzerland

**DUT: Dipole 900 MHz; Type: D900V2; Serial: D900V2 - SN:1d007**


Communication System: UID 0 - CW; Frequency: 900 MHz  
Medium parameters used:  $f = 900$  MHz;  $\sigma = 1.02$  S/m;  $\epsilon_r = 55.4$ ;  $\rho = 1000$  kg/m<sup>3</sup>  
Phantom section: Flat Section  
Measurement Standard: DASY5 (IEEE/IEC/ANSI C63.19-2011)

DASY52 Configuration:


- Probe: EX3DV4 - SN7349; ConvF(9.81, 9.81, 9.81) @ 900 MHz; Calibrated: 28.12.2020
- Sensor-Surface: 1.4mm (Mechanical Surface Detection)
- Electronics: DAE4 Sn601; Calibrated: 02.11.2020
- Phantom: Flat Phantom 4.9 (Back); Type: QD 00R P49 AA; Serial: 1005
- DASY52 52.10.4(1535); SEMCAD X 14.6.14(7501)

### Dipole Calibration for Body Tissue/Pin=250 mW, d=15mm/Zoom Scan (7x7x7)/Cube 0:

Measurement grid: dx=5mm, dy=5mm, dz=5mm  
Reference Value = 60.42 V/m; Power Drift = -0.01 dB  
Peak SAR (extrapolated) = 4.05 W/kg  
**SAR(1 g) = 2.75 W/kg; SAR(10 g) = 1.79 W/kg**  
Smallest distance from peaks to all points 3 dB below = 15 mm  
Ratio of SAR at M2 to SAR at M1 = 67.9%  
Maximum value of SAR (measured) = 3.64 W/kg



### Impedance Measurement Plot for Body TSL



**Calibration Laboratory of  
 Schmid & Partner  
 Engineering AG**  
 Zeughausstrasse 43, 8004 Zurich, Switzerland



**S** Schweizerischer Kalibrierdienst  
**C** Service suisse d'étalonnage  
**S** Servizio svizzero di taratura  
**S** Swiss Calibration Service

Accredited by the Swiss Accreditation Service (SAS)  
 The Swiss Accreditation Service is one of the signatories to the EA  
 Multilateral Agreement for the recognition of calibration certificates

Accreditation No.: **SCS 0108**

Client: **Dekra Spain**

Certificate No: **D1800V2-2d099\_Sep21**

| CALIBRATION CERTIFICATE  |   |                                   |                            |
|--|---|-----------------------------------|----------------------------|
| Object   | D1800V2 - SN:2d099  |                                   |                            |
| Calibration procedure(s)   | QA CAL-05.v11<br>Calibration Procedure for SAR Validation Sources between 0.7-3 GHz |                                   |                            |
| Calibration date:  | September 21, 2021  |                                   |                            |
| This calibration certificate documents the traceability to national standards, which realize the physical units of measurements (SI). The measurements and the uncertainties with confidence probability are given on the following pages and are part of the certificate. |   |                                   |                            |
| All calibrations have been conducted in the closed laboratory facility: environment temperature (22 ± 3)°C and humidity < 70%.   |   |                                   |                            |
| Calibration Equipment used (M&TE critical for calibration)   |   |                                   |                            |
| Primary Standards  | ID #  | Cal Date (Certificate No.)        | Scheduled Calibration      |
| Power meter NRP  | SN: 104778  | 09-Apr-21 (No. 217-03291/03292)   | Apr-22                     |
| Power sensor NRP-Z01   | SN: 103244  | 09-Apr-21 (No. 217-03291)         | Apr-22                     |
| Power sensor NRP-Z91   | SN: 103245  | 09-Apr-21 (No. 217-03292)         | Apr-22                     |
| Reference 20 dB Attenuator   | SN: BH9394 (20k)  | 09-Apr-21 (No. 217-03343)         | Apr-22                     |
| Type-N mismatch combination  | SN: 310982 / 06327  | 09-Apr-21 (No. 217-03344)         | Apr-22                     |
| Reference Probe EX3DV4   | SN: 7349  | 28-Dec-20 (No. EX3-7349_Dec20)    | Dec-21                     |
| DAE4   | SN: 601   | 02-Nov-20 (No. DAE4-601_Nov20)    | Nov-21                     |
| Secondary Standards  | ID #  | Check Date (in house)             | Scheduled Check            |
| Power meter E4419B   | SN: GB39512475  | 30-Oct-14 (in house check Oct-20) | In house check: Oct-22     |
| Power sensor HP 8481A  | SN: US37292783  | 07-Oct-15 (in house check Oct-20) | In house check: Oct-22     |
| Power sensor HP 8481A  | SN: MY41092317  | 07-Oct-15 (in house check Oct-20) | In house check: Oct-22     |
| RF generator R&S SMT-06  | SN: 100972  | 15-Jun-15 (in house check Oct-20) | In house check: Oct-22     |
| Network Analyzer Agilent E8356A  | SN: US41080477  | 31-Mar-14 (in house check Oct-20) | In house check: Oct-21     |
| Calibrated by:   | Name<br>Leif Klynsner   | Function<br>Laboratory Technician | Signature<br>              |
| Approved by:   | Name<br>Kasa Pokovic  | Function<br>Technical Manager     | Signature<br>              |
| This calibration certificate shall not be reproduced except in full without written approval of the laboratory.  |   |                                   | Issued: September 21, 2021 |

Calibration Laboratory of  
Schmid & Partner  
Engineering AG  
Zeughausstrasse 43, 8004 Zurich, Switzerland



S Schweizerischer Kalibrierdienst  
C Service suisse d'étalonnage  
S Servizio svizzero di taratura  
S Swiss Calibration Service

Accredited by the Swiss Accreditation Service (SAS)  
The Swiss Accreditation Service is one of the signatories to the EA  
Multilateral Agreement for the recognition of calibration certificates

Accreditation No.: SCS 0108

**Glossary:**

|       |                                 |
|-------|---------------------------------|
| TSL   | tissue simulating liquid        |
| ConvF | sensitivity in TSL / NORM x,y,z |
| N/A   | not applicable or not measured  |

**Calibration is Performed According to the Following Standards:**

- IEC/IEEE 62209-1528, "Measurement Procedure For The Assessment Of Specific Absorption Rate Of Human Exposure To Radio Frequency Fields From Hand-Held And Body-Worn Wireless Communication Devices - Part 1528: Human Models, Instrumentation And Procedures (Frequency Range of 4 MHz to 10 GHz)", October 2020.
- KDB 865664, "SAR Measurement Requirements for 100 MHz to 6 GHz"

**Additional Documentation:**

- DASY System Handbook

**Methods Applied and Interpretation of Parameters:**

- Measurement Conditions:* Further details are available from the Validation Report at the end of the certificate. All figures stated in the certificate are valid at the frequency indicated.
- Antenna Parameters with TSL:* The source is mounted in a touch configuration below the center marking of the flat phantom.
- Return Loss:* This parameter is measured with the source positioned under the liquid filled phantom (as described in the measurement condition clause). The Return Loss ensures low reflected power. No uncertainty required.
- SAR measured:* SAR measured at the stated antenna input power.
- SAR normalized:* SAR as measured, normalized to an input power of 1 W at the antenna connector.
- SAR for nominal TSL parameters:* The measured TSL parameters are used to calculate the nominal SAR result.

The reported uncertainty of measurement is stated as the standard uncertainty of measurement multiplied by the coverage factor  $k=2$ , which for a normal distribution corresponds to a coverage probability of approximately 95%.

### Measurement Conditions

DASY system configuration, as far as not given on page 1.

|                              |                        |             |
|------------------------------|------------------------|-------------|
| DASY Version                 | DASY52                 | V52.10.4    |
| Extrapolation                | Advanced Extrapolation |             |
| Phantom                      | Modular Flat Phantom   |             |
| Distance Dipole Center - TSL | 10 mm                  | with Spacer |
| Zoom Scan Resolution         | dx, dy, dz = 5 mm      |             |
| Frequency                    | 1800 MHz ± 1 MHz       |             |

### Head TSL parameters

The following parameters and calculations were applied.

|   | Temperature     | Permittivity | Conductivity     |
|---|-----------------|--------------|------------------|
| Nominal Head TSL parameters             | 22.0 °C         | 40.0         | 1.40 mho/m       |
| Measured Head TSL parameters            | (22.0 ± 0.2) °C | 39.2 ± 6 %   | 1.39 mho/m ± 6 % |
| Head TSL temperature change during test | < 0.5 °C        | ---          | ---              |

### SAR result with Head TSL

| SAR averaged over 1 cm <sup>3</sup> (1 g) of Head TSL | Condition          |                          |
|---|--------------------|--------------------------|
| SAR measured  | 250 mW input power | 9.82 W/kg                |
| SAR for nominal Head TSL parameters                   | normalized to 1W   | 39.3 W/kg ± 17.0 % (k=2) |

| SAR averaged over 10 cm <sup>3</sup> (10 g) of Head TSL | condition          |                          |
|---|--------------------|--------------------------|
| SAR measured  | 250 mW input power | 5.10 W/kg                |
| SAR for nominal Head TSL parameters                     | normalized to 1W   | 20.4 W/kg ± 16.5 % (k=2) |

### Body TSL parameters

The following parameters and calculations were applied.

|   | Temperature     | Permittivity | Conductivity     |
|---|-----------------|--------------|------------------|
| Nominal Body TSL parameters             | 22.0 °C         | 53.3         | 1.52 mho/m       |
| Measured Body TSL parameters            | (22.0 ± 0.2) °C | 54.0 ± 6 %   | 1.51 mho/m ± 6 % |
| Body TSL temperature change during test | < 0.5 °C        | ---          | ---              |

### SAR result with Body TSL

| SAR averaged over 1 cm <sup>3</sup> (1 g) of Body TSL | Condition          |                          |
|---|--------------------|--------------------------|
| SAR measured  | 250 mW input power | 9.62 W/kg                |
| SAR for nominal Body TSL parameters                   | normalized to 1W   | 38.8 W/kg ± 17.0 % (k=2) |

| SAR averaged over 10 cm <sup>3</sup> (10 g) of Body TSL | condition          |                          |
|---|--------------------|--------------------------|
| SAR measured  | 250 mW input power | 5.08 W/kg                |
| SAR for nominal Body TSL parameters                     | normalized to 1W   | 20.4 W/kg ± 16.5 % (k=2) |

**Appendix (Additional assessments outside the scope of SCS 0108)**

**Antenna Parameters with Head TSL**

|                                      |                                |
|--------------------------------------|--------------------------------|
| Impedance, transformed to feed point | 49.2 $\Omega$ - 4.0 j $\Omega$ |
| Return Loss                          | - 27.7 dB                      |

**Antenna Parameters with Body TSL**

|                                      |                                |
|--------------------------------------|--------------------------------|
| Impedance, transformed to feed point | 44.8 $\Omega$ - 3.3 j $\Omega$ |
| Return Loss                          | - 23.8 dB                      |

**General Antenna Parameters and Design**

|                                  |          |
|----------------------------------|----------|
| Electrical Delay (one direction) | 1.206 ns |
|----------------------------------|----------|

After long term use with 100W radiated power, only a slight warming of the dipole near the feedpoint can be measured.

The dipole is made of standard semirigid coaxial cable. The center conductor of the feeding line is directly connected to the second arm of the dipole. The antenna is therefore short-circuited for DC-signals. On some of the dipoles, small end caps are added to the dipole arms in order to improve matching when loaded according to the position as explained in the "Measurement Conditions" paragraph. The SAR data are not affected by this change. The overall dipole length is still according to the Standard.

No excessive force must be applied to the dipole arms, because they might bend or the soldered connections near the feedpoint may be damaged.

**Additional EUT Data**

|                 |       |
|-----------------|-------|
| Manufactured by | SPEAG |
|-----------------|-------|



## DASY5 Validation Report for Head TSL

Date: 20.09.2021

Test Laboratory: SPEAG, Zurich, Switzerland

**DUT: Dipole 1800 MHz; Type: D1800V2; Serial: D1800V2 - SN:2d099**

Communication System: UID 0 - CW; Frequency: 1800 MHz

Medium parameters used:  $f = 1800$  MHz;  $\sigma = 1.39$  S/m;  $\epsilon_r = 39.2$ ;  $\rho = 1000$  kg/m<sup>3</sup>

Phantom section: Flat Section

Measurement Standard: DASY5 (IEEE/IEC/ANSI C63.19-2011)

DASY52 Configuration:

- Probe: EX3DV4 - SN7349; ConvF(8.63, 8.63, 8.63) @ 1800 MHz; Calibrated: 28.12.2020
- Sensor-Surface: 1.4mm (Mechanical Surface Detection)
- Electronics: DAE4 Sn601; Calibrated: 02.11.2020
- Phantom: Flat Phantom 5.0 (front); Type: QD 000 P50 AA; Serial: 1001
- DASY52 52.10.4(1535); SEMCAD X 14.6.14(7501)

### Dipole Calibration for Head Tissue/Pin=250 mW, d=10mm/Zoom Scan (7x7x7)/Cube 0:

Measurement grid: dx=5mm, dy=5mm, dz=5mm

Reference Value = 111.2 V/m; Power Drift = 0.02 dB


Peak SAR (extrapolated) = 18.3 W/kg

**SAR(1 g) = 9.82 W/kg; SAR(10 g) = 5.1 W/kg**


Smallest distance from peaks to all points 3 dB below = 10 mm

Ratio of SAR at M2 to SAR at M1 = 54.2%

Maximum value of SAR (measured) = 15.1 W/kg



Impedance Measurement Plot for Head TSL



## DASY5 Validation Report for Body TSL

Date: 21.09.2021

Test Laboratory: SPEAG, Zurich, Switzerland

**DUT: Dipole 1800 MHz; Type: D1800V2; Serial: D1800V2 - SN:2d099**

Communication System: UID 0 - CW; Frequency: 1800 MHz

Medium parameters used:  $f = 1800$  MHz;  $\sigma = 1.51$  S/m;  $\epsilon_r = 54$ ;  $\rho = 1000$  kg/m<sup>3</sup>

Phantom section: Flat Section

Measurement Standard: DASY5 (IEEE/IEC/ANSI C63.19-2011)

DASY52 Configuration:

- Probe: EX3DV4 - SN7349; ConvF(8.44, 8.44, 8.44) @ 1800 MHz; Calibrated: 28.12.2020
- Sensor-Surface: 1.4mm (Mechanical Surface Detection)
- Electronics: DAE4 Sn601; Calibrated: 02.11.2020
- Phantom: Flat Phantom 5.0 (back); Type: QD 000 P50 AA; Serial: 1002
- DASY52 52.10.4(1535); SEMCAD X 14.6.14(7501)

### Dipole Calibration for Body Tissue/Pin=250 mW, d=10mm/Zoom Scan (7x7x7)/Cube 0:

Measurement grid: dx=5mm, dy=5mm, dz=5mm

Reference Value = 105.2 V/m; Power Drift = -0.02 dB


Peak SAR (extrapolated) = 16.9 W/kg

**SAR(1 g) = 9.62 W/kg; SAR(10 g) = 5.08 W/kg**

Smallest distance from peaks to all points 3 dB below = 9 mm

Ratio of SAR at M2 to SAR at M1 = 57.5%

Maximum value of SAR (measured) = 14.7 W/kg



Impedance Measurement Plot for Body TSL

