

Touch pen mouse with web browsing Laser presenter



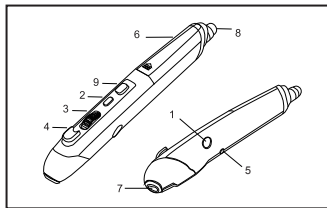
Specification

- 1.2.4G Touch pen mouse with web browsing, Laser presenter
- 2.Nano dongle, 10m effective distance
- 3.Ergonomic design: fits comfortably on your hand.
- 4.Touch pen writes smooth on Pad and Phone
- 5.3-resolutions Adjustable: 800/1200/1600dpi
- 6.Supports any interface except glass
- 7.Supports Windows 8/ 7 /Vista/ XP/ 2000, Android, Linux, Mac OS.
- 8.Compatible device: perfect for laptop, tablet PC, .smart phone
- 9.Battery: 1.5V AAA batteries*1

Parameter:

- 1) Product size: 140*20*15mm
- 2) Product weight: 25g
- 3) Number of keys: 6
- 4) Operating frequency: 2.408GHz~2.474GHz
- 5) Channel: 34 with Automatic frequency hopping
- 6) Rated operational voltage: 1.5V
- 7) Rated operational current: 15mA
- 8) Tracking method: Optical technology
- 9) Maximum acceleration: 14 inches/s

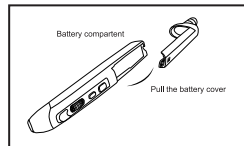
Product Layout



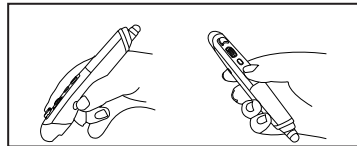
- | | | |
|-------------------|--------------------------------|----------------------|
| 1. Mouse right | 2. CPI Adjust | 3. Scroll wheel |
| 4. Mouse left | 5. Laser Pointer | 6. The battery cover |
| 7. Optical sensor | 8. Capacitive stylus touch pen | |
| 9. Web browsing | | |

Instruction for use

1.Open the battery cover. Please use left hand hold the beginning of pen mouse, and pull the battery cover by right hand as shown below.



- 2.Insert 1 AAA battery with correct polarity (+/-), then open the power switch.
- 3.Insert the mini receiver into computer USB combo, the pen mouse has been matched with the receiver when out of factory. You can use this pen mouse directly after insert the receiver.
- 4.This pen mouse can sliding on the mouse pad and desktop like a pen to make the cursor movement as shown left below. It can be used for business meeting, working PPT speech, teaching and other occasions when you hand it as shown right below.



Entering into a dormant state automatically

Under there is no switch on the machine, the machine can enter into a dormant state automatically within 5s after stop using. Using the machine, it will start working automatically. Warm tip: Please use 1 AAA battery.

DPI adjust function

There are 3-resolution adjustable 800/1200/1600dpi. The original is 1200DPI. You can choose your favor DPI through this function.

FCC ID: 2ACGPPR-08**PROMI TECHNOLOGY (HK) CO., LIMITED**

Model No.: PR-08

Model name: TOUCH PEN MOUSE WITH WEB BROWSING LASER PRESENTER

This device complies with Part 15 of the FCC Rules. Operation is subject to the following two conditions: (1) this device may not cause harmful interference, and (2) this device must accept any interference received, including interference that may cause undesired operation.

Changes or modifications not expressly approved by the party responsible for compliance could void the user's authority to operate the equipment.

This device and its antenna(s) must not be co-located or operation in conjunction with any other antenna or transmitter.

Note: This equipment has been tested and found to comply with the limits for a Class B digital device, pursuant to part 15 of the FCC Rules. These limits are designed to provide reasonable protection against harmful interference in a residential installation. This equipment generates, uses and can radiate radio frequency energy and, if not installed and used in accordance with the instructions, may cause harmful interference to radio communications. However, there is no guarantee that interference will not occur in a particular installation. If this equipment does cause harmful interference to radio or television reception, which can be determined by turning the equipment off and on, the user is encouraged to try to correct the interference by one or more of the following measures:

- Reorient or relocate the receiving antenna.
- Increase the separation between the equipment and receiver.
- Connect the equipment into an outlet on a circuit different from that to which the receiver is connected.
- Consult the dealer or an experienced radio/TV technician for help.