

DUT: Mobile Phone; Type: SNAP PLUS; Serial: 18102200907

Communication System: UID 0, Generic GSM (0); Frequency: 836.6 MHz; Duty Cycle: 1:8

Medium parameters used (interpolated): $f = 836.6$ MHz; $\sigma = 0.898$ S/m; $\epsilon_r = 41.764$; $\rho = 1000$ kg/m³

Phantom section: Left Section

DASY Configuration:

- Probe: EX3DV4 - SN7522; ConvF(9.46, 9.46, 9.46) @ 836.6 MHz; Calibrated: 11/2/2018
- Sensor-Surface: 4mm (Mechanical Surface Detection)
- Electronics: DAE4 Sn1562; Calibrated: 11/6/2018
- Phantom: SAM-Twin V8.0 P1aP2a; Type: QD 000 P41 AA ; Serial: 1962
- DASY52 52.10.2(1495); SEMCAD X 14.6.12(7450)

Left Head Cheek/GSM 850 Mid/Area Scan (61x81x1): Interpolated grid: dx=1.500 mm, dy=1.500 mm
Maximum value of SAR (interpolated) = 0.0459 W/kg

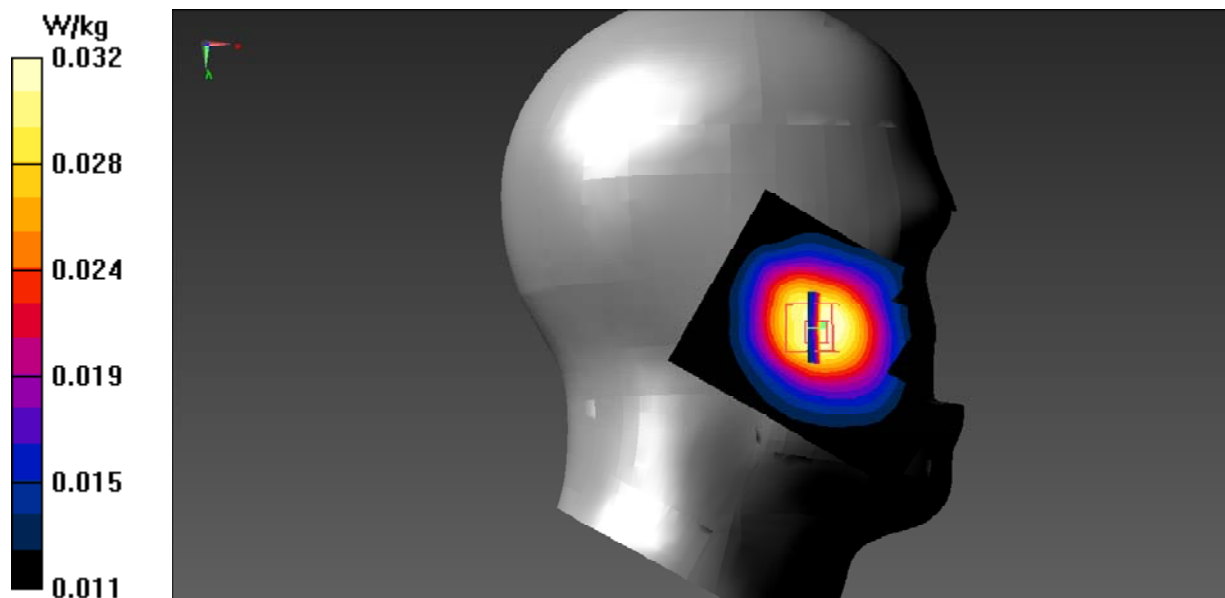
Left Head Cheek/GSM 850 Mid/Zoom Scan (5x5x7)/Cube 0: Measurement grid: dx=8mm, dy=8mm, dz=5mm

Reference Value = 3.333 V/m; Power Drift = -0.136 dB

Peak SAR (extrapolated) = 0.0370 W/kg

SAR(1 g) = 0.031 W/kg; SAR(10 g) = 0.025 W/kg (SAR corrected for target medium)

Maximum value of SAR (measured) = 0.0321 W/kg



DUT: Mobile Phone; Type: SNAP PLUS; Serial: 18102200907

Communication System: UID 0, Generic GSM (0); Frequency: 836.6 MHz; Duty Cycle: 1:8

Medium parameters used (interpolated): $f = 836.6$ MHz; $\sigma = 0.898$ S/m; $\epsilon_r = 41.764$; $\rho = 1000$ kg/m³

Phantom section: Left Section

DASY Configuration:

- Probe: EX3DV4 - SN7522; ConvF(9.46, 9.46, 9.46) @ 836.6 MHz; Calibrated: 11/2/2018
- Sensor-Surface: 4mm (Mechanical Surface Detection)
- Electronics: DAE4 Sn1562; Calibrated: 11/6/2018
- Phantom: SAM-Twin V8.0 P1aP2a; Type: QD 000 P41 AA ; Serial: 1962
- DASY52 52.10.2(1495); SEMCAD X 14.6.12(7450)

Left Head Tilt/GSM 850 Mid/Area Scan (61x81x1): Interpolated grid: dx=1.500 mm, dy=1.500 mm

Maximum value of SAR (interpolated) = 0.0319 W/kg

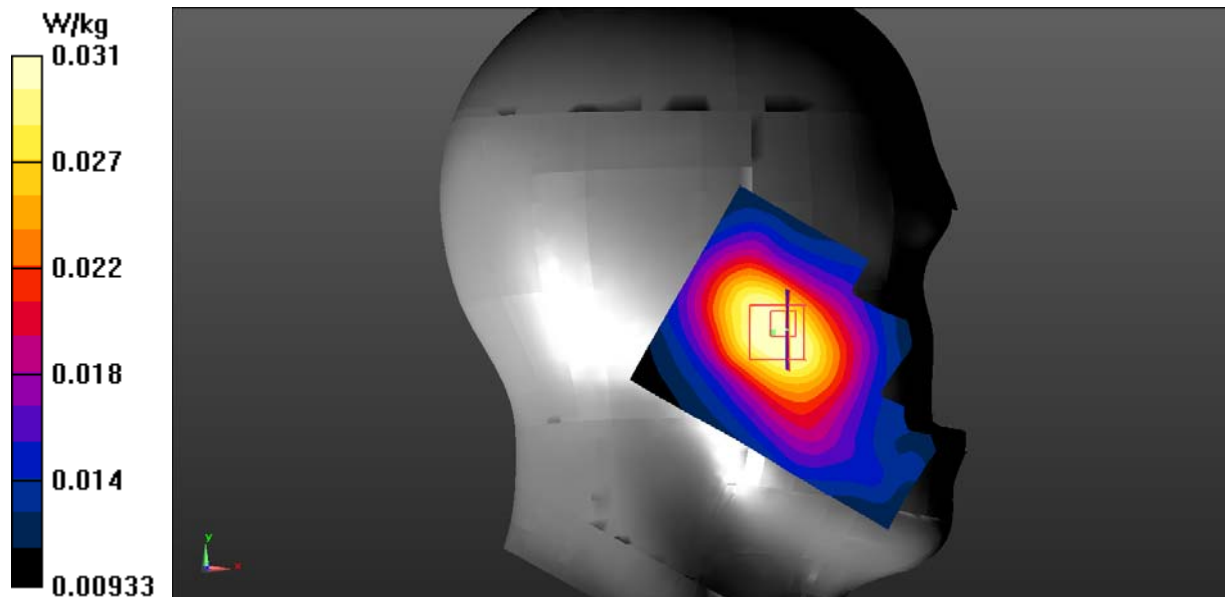
Left Head Tilt/GSM 850 Mid/Zoom Scan (5x5x7)/Cube 0: Measurement grid: dx=8mm, dy=8mm, dz=5mm

Reference Value = 3.881 V/m; Power Drift = -0.062 dB

Peak SAR (extrapolated) = 0.0360 W/kg

SAR(1 g) = 0.030 W/kg; SAR(10 g) = 0.025 W/kg (SAR corrected for target medium)

Maximum value of SAR (measured) = 0.0311 W/kg



DUT: Mobile Phone; Type: SNAP PLUS; Serial: 18102200907

Communication System: UID 0, Generic GSM (0); Frequency: 836.6 MHz; Duty Cycle: 1:8

Medium parameters used (interpolated): $f = 836.6$ MHz; $\sigma = 0.898$ S/m; $\epsilon_r = 41.764$; $\rho = 1000$ kg/m³

Phantom section: Right Section

DASY Configuration:

- Probe: EX3DV4 - SN7522; ConvF(9.46, 9.46, 9.46) @ 836.6 MHz; Calibrated: 11/2/2018
- Sensor-Surface: 4mm (Mechanical Surface Detection)
- Electronics: DAE4 Sn1562; Calibrated: 11/6/2018
- Phantom: SAM-Twin V8.0 P1aP2a; Type: QD 000 P41 AA ; Serial: 1962
- DASY52 52.10.2(1495); SEMCAD X 14.6.12(7450)

Right Head Cheek/GSM 850 Mid/Area Scan (61x81x1): Interpolated grid: dx=1.500 mm, dy=1.500 mm
Maximum value of SAR (interpolated) = 0.0334 W/kg

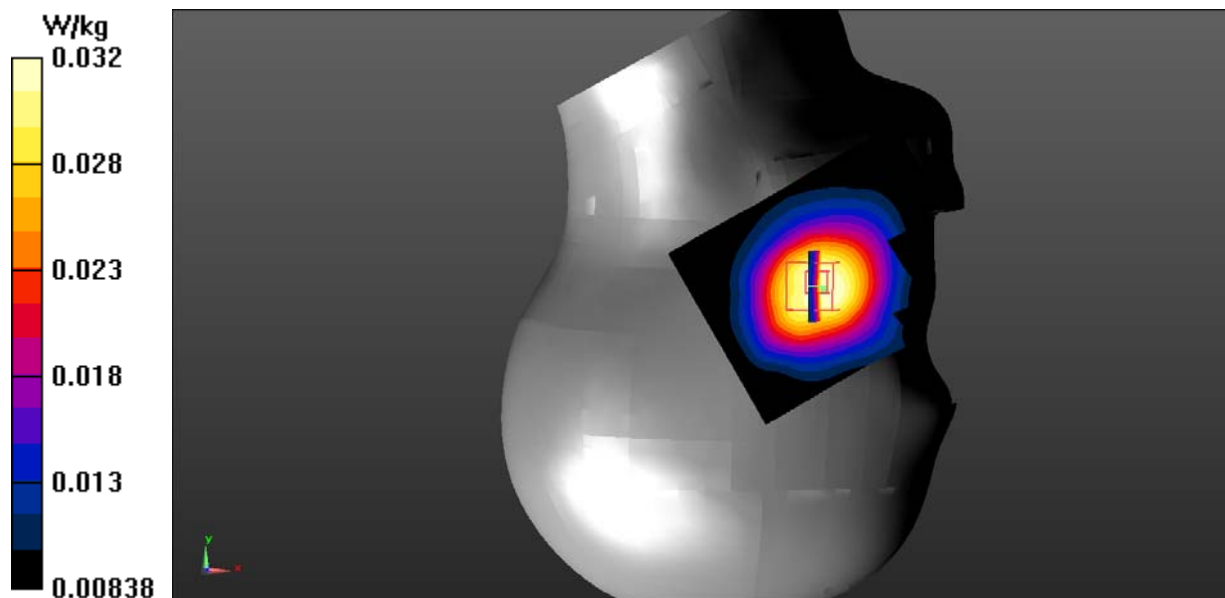
Right Head Cheek/GSM 850 Mid/Zoom Scan (5x5x7)/Cube 0: Measurement grid: dx=8mm, dy=8mm, dz=5mm

Reference Value = 2.872 V/m; Power Drift = -0.084 dB

Peak SAR (extrapolated) = 0.0390 W/kg

SAR(1 g) = 0.031 W/kg; SAR(10 g) = 0.024 W/kg (SAR corrected for target medium)

Maximum value of SAR (measured) = 0.0323 W/kg



DUT: Mobile Phone; Type: SNAP PLUS; Serial: 18102200907

Communication System: UID 0, Generic GSM (0); Frequency: 836.6 MHz; Duty Cycle: 1:8

Medium parameters used (interpolated): $f = 836.6$ MHz; $\sigma = 0.898$ S/m; $\epsilon_r = 41.764$; $\rho = 1000$ kg/m³

Phantom section: Right Section

DASY Configuration:

- Probe: EX3DV4 - SN7522; ConvF(9.46, 9.46, 9.46) @ 836.6 MHz; Calibrated: 11/2/2018
- Sensor-Surface: 4mm (Mechanical Surface Detection)
- Electronics: DAE4 Sn1562; Calibrated: 11/6/2018
- Phantom: SAM-Twin V8.0 P1aP2a; Type: QD 000 P41 AA ; Serial: 1962
- DASY52 52.10.2(1495); SEMCAD X 14.6.12(7450)

Right Head Tilt/GSM 850 Mid/Area Scan (61x81x1): Interpolated grid: dx=1.500 mm, dy=1.500 mm

Maximum value of SAR (interpolated) = 0.0293 W/kg

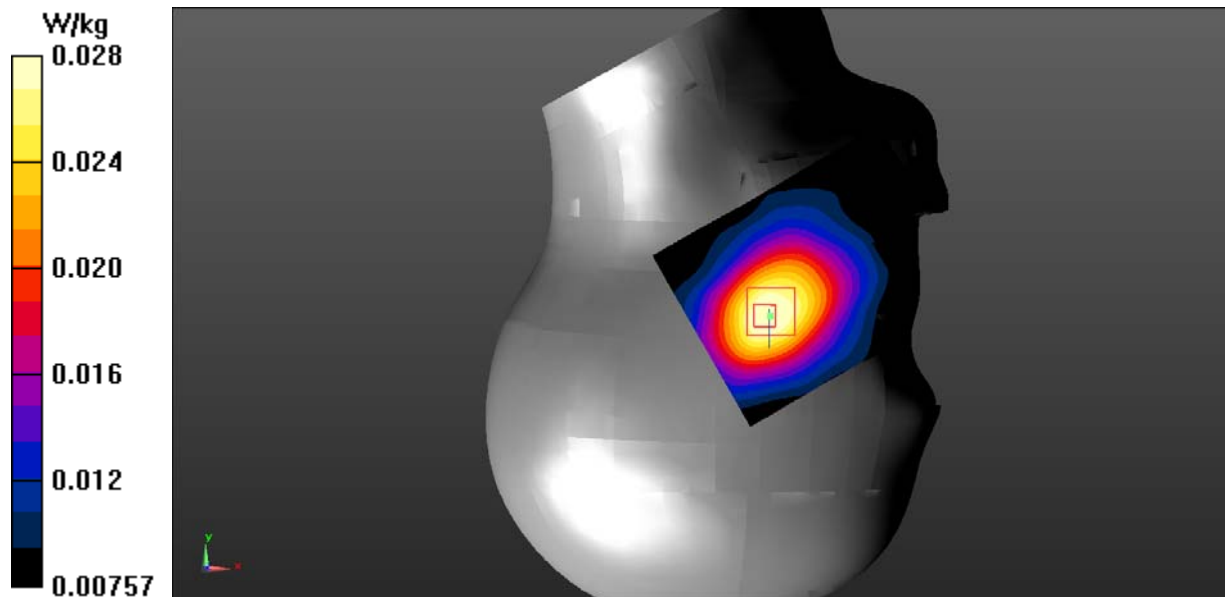
Right Head Tilt/GSM 850 Mid/Zoom Scan (5x5x7)/Cube 0: Measurement grid: dx=8mm, dy=8mm, dz=5mm

Reference Value = 3.419 V/m; Power Drift = -0.12 dB

Peak SAR (extrapolated) = 0.0330 W/kg

SAR(1 g) = 0.027 W/kg; SAR(10 g) = 0.021 W/kg (SAR corrected for target medium)

Maximum value of SAR (measured) = 0.0281 W/kg



DUT: Mobile Phone; Type: SNAP PLUS; Serial: 18102200907

Communication System: UID 0, Generic GSM (0); Frequency: 836.6 MHz; Duty Cycle: 1:8

Medium parameters used (interpolated): $f = 836.6$ MHz; $\sigma = 0.989$ S/m; $\epsilon_r = 56.793$; $\rho = 1000$ kg/m³

Phantom section: Flat Section

DASY Configuration:

- Probe: EX3DV4 - SN7522; ConvF(9.54, 9.54, 9.54) @ 836.6 MHz; Calibrated: 11/2/2018
- Sensor-Surface: 4mm (Mechanical Surface Detection)
- Electronics: DAE4 Sn1562; Calibrated: 11/6/2018
- Phantom: ELI V8.0 P1aP2a; Type: QD OVA 004 AA; Serial: 2092
- DASY52 52.10.2(1495); SEMCAD X 14.6.12(7450)

Body Worn Back/GSM 850 Mid/Area Scan (91x111x1): Interpolated grid: dx=1.000 mm, dy=1.000 mm

Maximum value of SAR (interpolated) = 0.146 W/kg


Body Worn Back/GSM 850 Mid/Zoom Scan (7x7x7)/Cube 0: Measurement grid: dx=5mm, dy=5mm, dz=5mm

Reference Value = 8.653 V/m; Power Drift = -0.05 dB

Peak SAR (extrapolated) = 0.170 W/kg

SAR(1 g) = 0.138 W/kg; SAR(10 g) = 0.105 W/kg (SAR corrected for target medium)

Maximum value of SAR (measured) = 0.145 W/kg



DUT: Mobile Phone; Type: SNAP PLUS; Serial: 18102200907

Communication System: UID 0, Generic GPRS-2 slots (0); Frequency: 836.6 MHz; Duty Cycle: 1:4
Medium parameters used (interpolated): $f = 836.6$ MHz; $\sigma = 0.989$ S/m; $\epsilon_r = 56.793$; $\rho = 1000$ kg/m³
Phantom section: Flat Section

DASY Configuration:

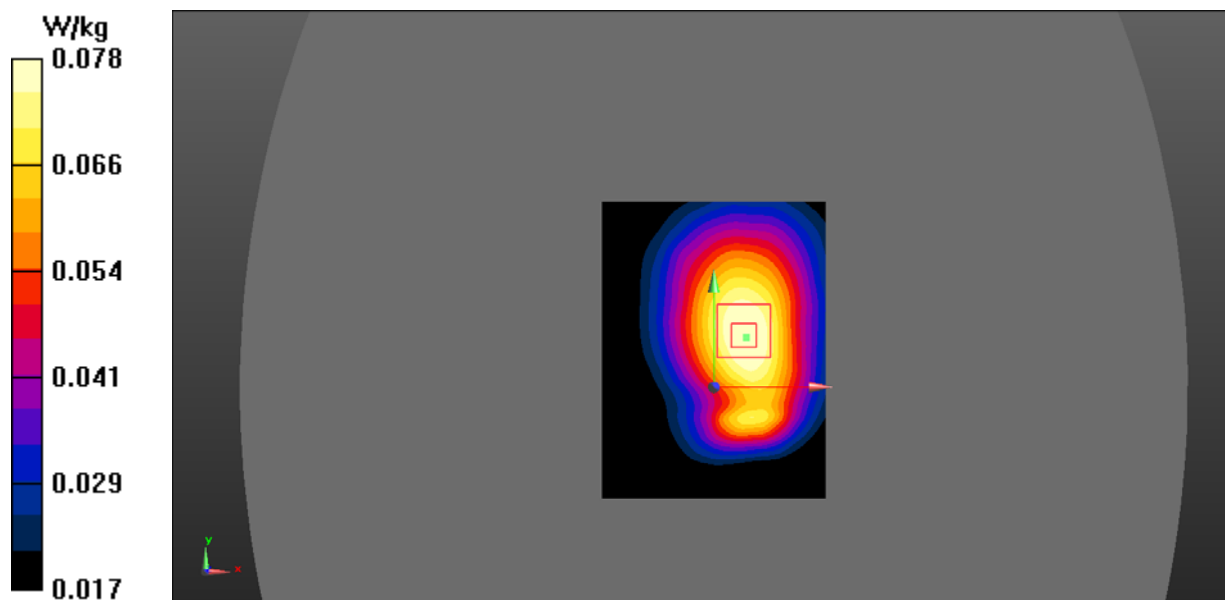
- Probe: EX3DV4 - SN7522; ConvF(9.54, 9.54, 9.54) @ 836.6 MHz; Calibrated: 11/2/2018
- Sensor-Surface: 4mm (Mechanical Surface Detection)
- Electronics: DAE4 Sn1562; Calibrated: 11/6/2018
- Phantom: ELI V8.0 P1aP2a; Type: QD OVA 004 AA; Serial: 2092
- DASY52 52.10.2(1495); SEMCAD X 14.6.12(7450)

Body Back/GSM 850 Mid/Area Scan (91x121x1): Interpolated grid: dx=1.000 mm, dy=1.000 mm
Maximum value of SAR (interpolated) = 0.0804 W/kg

Body Back/GSM 850 Mid/Zoom Scan (7x7x7)/Cube 0: Measurement grid: dx=5mm, dy=5mm, dz=5mm
Reference Value = 7.314 V/m; Power Drift = -0.18 dB
Peak SAR (extrapolated) = 0.0930 W/kg

SAR(1 g) = 0.075 W/kg; SAR(10 g) = 0.058 W/kg (SAR corrected for target medium)

Maximum value of SAR (measured) = 0.0781 W/kg



DUT: Mobile Phone; Type: SNAP PLUS; Serial: 18102200907

Communication System: UID 0, Generic GPRS-2 slots (0); Frequency: 836.6 MHz; Duty Cycle: 1:4
Medium parameters used (interpolated): $f = 836.6$ MHz; $\sigma = 0.989$ S/m; $\epsilon_r = 56.793$; $\rho = 1000$ kg/m³
Phantom section: Flat Section

DASY Configuration:

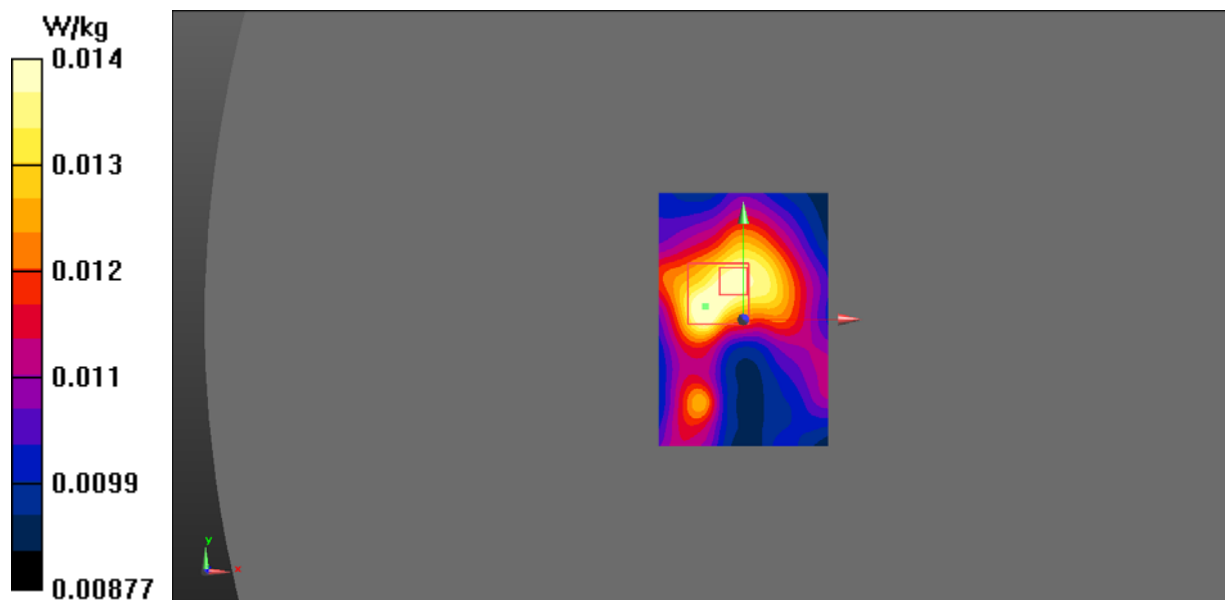
- Probe: EX3DV4 - SN7522; ConvF(9.54, 9.54, 9.54) @ 836.6 MHz; Calibrated: 11/2/2018
- Sensor-Surface: 4mm (Mechanical Surface Detection)
- Electronics: DAE4 Sn1562; Calibrated: 11/6/2018
- Phantom: ELI V8.0 P1aP2a; Type: QD OVA 004 AA; Serial: 2092
- DASY52 52.10.2(1495); SEMCAD X 14.6.12(7450)

Body Bottom/GSM 850 Mid/Area Scan (41x61x1): Interpolated grid: dx=1.500 mm, dy=1.500 mm
Maximum value of SAR (interpolated) = 0.0151 W/kg

Body Bottom/GSM 850 Mid/Zoom Scan (7x7x7)/Cube 0: Measurement grid: dx=5mm, dy=5mm, dz=5mm
Reference Value = 3.467 V/m; Power Drift = 0.08 dB
Peak SAR (extrapolated) = 0.0170 W/kg

SAR(1 g) = 0.014 W/kg; SAR(10 g) = 0.012 W/kg (SAR corrected for target medium)

Maximum value of SAR (measured) = 0.0144 W/kg



DUT: Mobile Phone; Type: SNAP PLUS; Serial: 18102200907

Communication System: UID 0, Generic GSM (0); Frequency: 1880 MHz; Duty Cycle: 1:8

Medium parameters used (interpolated): $f = 1880$ MHz; $\sigma = 1.371$ S/m; $\epsilon_r = 40.887$; $\rho = 1000$ kg/m³

Phantom section: Left Section

DASY Configuration:

- Probe: EX3DV4 - SN7522; ConvF(7.91, 7.91, 7.91) @ 1880 MHz; Calibrated: 11/2/2018
- Sensor-Surface: 4mm (Mechanical Surface Detection)
- Electronics: DAE4 Sn1562; Calibrated: 11/6/2018
- Phantom: SAM-Twin V8.0 P1aP2a; Type: QD 000 P41 AA ; Serial: 1962
- DASY52 52.10.2(1495); SEMCAD X 14.6.12(7450)

Left Head Cheek/GSM 1900 Mid/Area Scan (61x81x1): Interpolated grid: $dx=1.500$ mm, $dy=1.500$ mm
Maximum value of SAR (interpolated) = 0.252 W/kg

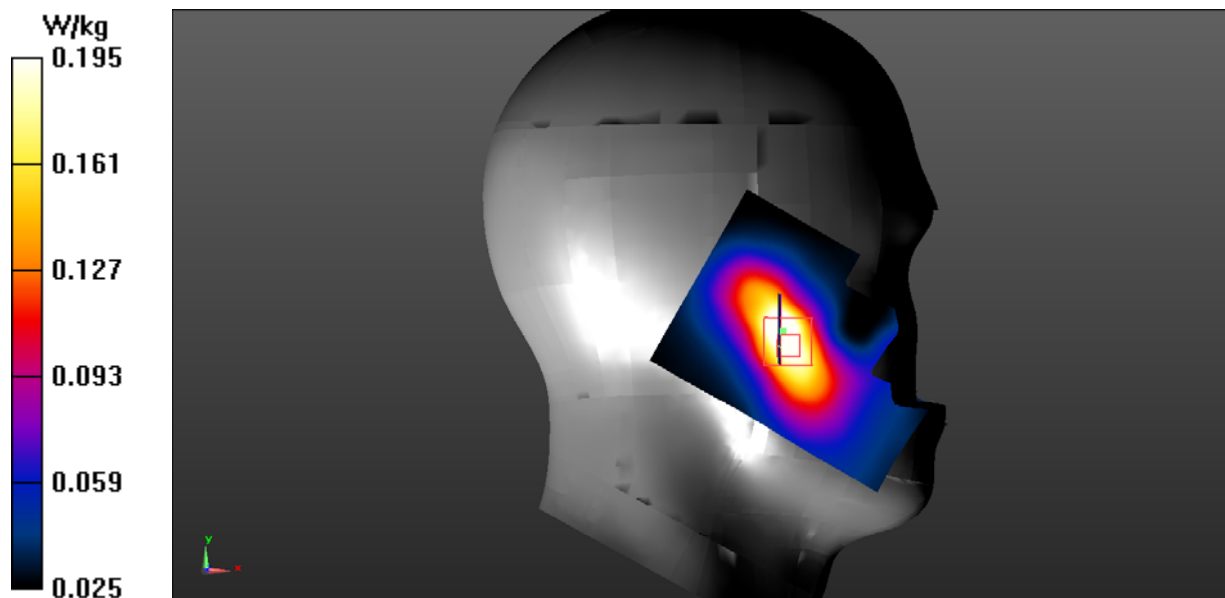
Left Head Cheek/GSM 1900 Mid/Zoom Scan (5x5x7)/Cube 0: Measurement grid: $dx=8$ mm, $dy=8$ mm, $dz=5$ mm

Reference Value = 4.597 V/m; Power Drift = -0.05 dB

Peak SAR (extrapolated) = 0.280 W/kg

SAR(1 g) = 0.187 W/kg; SAR(10 g) = 0.116 W/kg (SAR corrected for target medium)

Maximum value of SAR (measured) = 0.195 W/kg



DUT: Mobile Phone; Type: SNAP PLUS; Serial: 18102200907

Communication System: UID 0, Generic GSM (0); Frequency: 1880 MHz; Duty Cycle: 1:8

Medium parameters used (interpolated): $f = 1880$ MHz; $\sigma = 1.371$ S/m; $\epsilon_r = 40.887$; $\rho = 1000$ kg/m³

Phantom section: Left Section

DASY Configuration:

- Probe: EX3DV4 - SN7522; ConvF(7.91, 7.91, 7.91) @ 1880 MHz; Calibrated: 11/2/2018
- Sensor-Surface: 4mm (Mechanical Surface Detection)
- Electronics: DAE4 Sn1562; Calibrated: 11/6/2018
- Phantom: SAM-Twin V8.0 P1aP2a; Type: QD 000 P41 AA ; Serial: 1962
- DASY52 52.10.2(1495); SEMCAD X 14.6.12(7450)

Left Head Tilt/GSM 1900 Mid/Area Scan (61x81x1): Interpolated grid: dx=1.500 mm, dy=1.500 mm

Maximum value of SAR (interpolated) = 0.148 W/kg

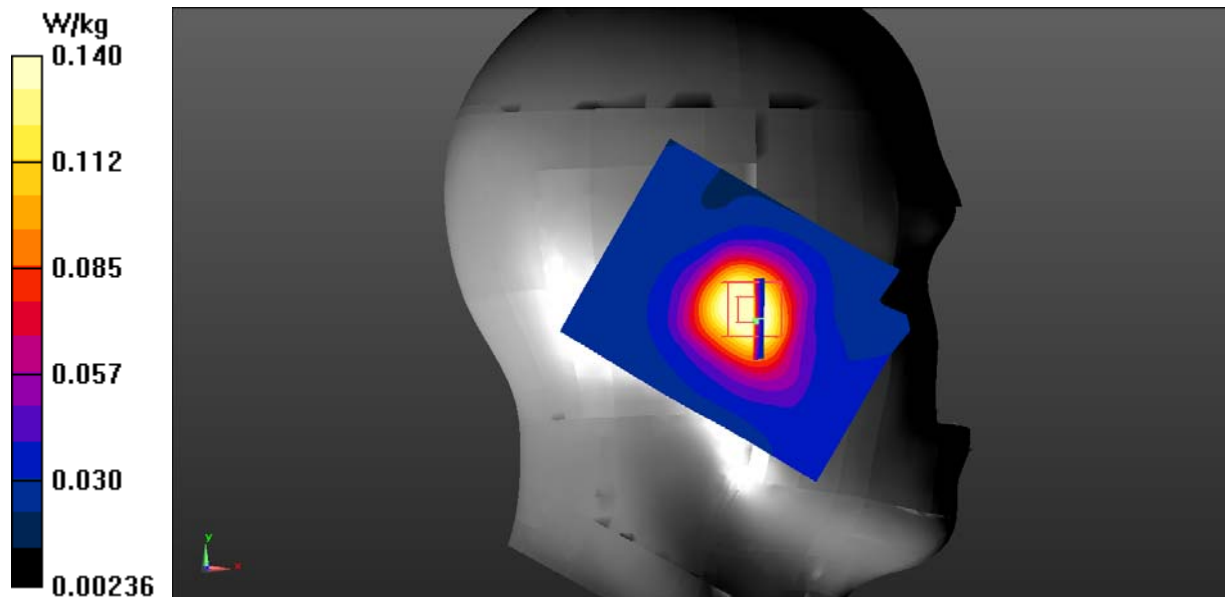
Left Head Tilt/GSM 1900 Mid/Zoom Scan (5x5x7)/Cube 0: Measurement grid: dx=8mm, dy=8mm, dz=5mm

Reference Value = 4.572 V/m; Power Drift = 0.161 dB

Peak SAR (extrapolated) = 0.198 W/kg

SAR(1 g) = 0.135 W/kg; SAR(10 g) = 0.090 W/kg (SAR corrected for target medium)

Maximum value of SAR (measured) = 0.140 W/kg



DUT: Mobile Phone; Type: SNAP PLUS; Serial: 18102200907

Communication System: UID 0, Generic GSM (0); Frequency: 1880 MHz; Duty Cycle: 1:8

Medium parameters used (interpolated): $f = 1880$ MHz; $\sigma = 1.371$ S/m; $\epsilon_r = 40.887$; $\rho = 1000$ kg/m³

Phantom section: Right Section

DASY Configuration:

- Probe: EX3DV4 - SN7522; ConvF(7.91, 7.91, 7.91) @ 1880 MHz; Calibrated: 11/2/2018
- Sensor-Surface: 4mm (Mechanical Surface Detection)
- Electronics: DAE4 Sn1562; Calibrated: 11/6/2018
- Phantom: SAM-Twin V8.0 P1aP2a; Type: QD 000 P41 AA ; Serial: 1962
- DASY52 52.10.2(1495); SEMCAD X 14.6.12(7450)

Right Head Cheek/GSM 1900 Mid/Area Scan (61x81x1): Interpolated grid: $dx=1.500$ mm, $dy=1.500$ mm
Maximum value of SAR (interpolated) = 0.132 W/kg

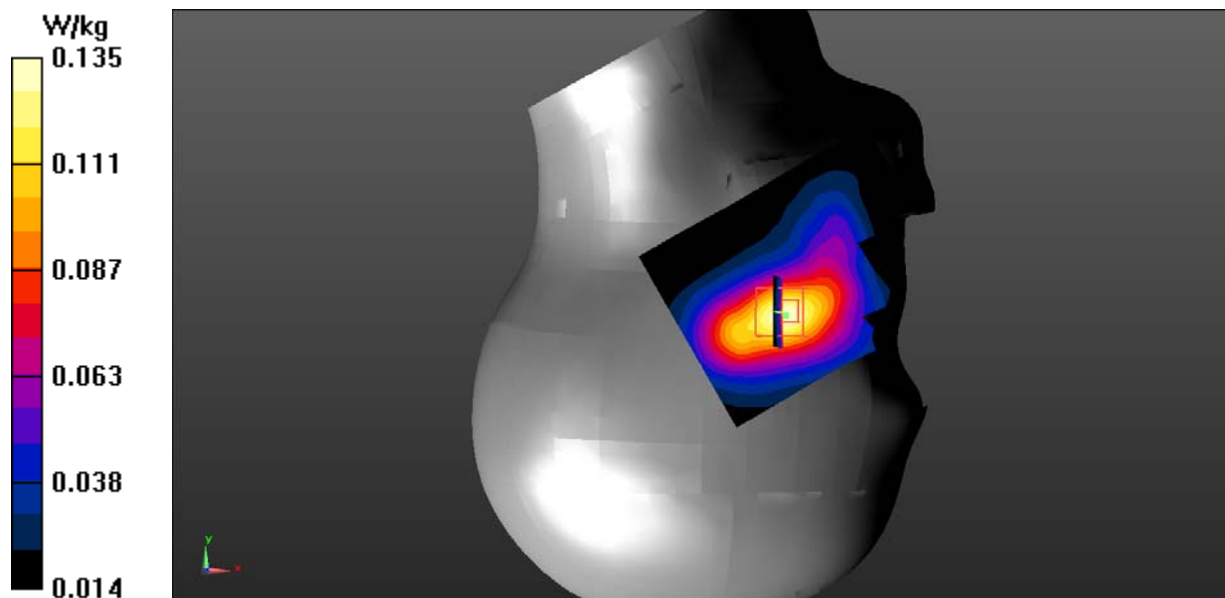
Right Head Cheek/GSM 1900 Mid/Zoom Scan (5x5x7)/Cube 0: Measurement grid: $dx=8$ mm, $dy=8$ mm, $dz=5$ mm

Reference Value = 3.595 V/m; Power Drift = 0.052 dB

Peak SAR (extrapolated) = 0.193 W/kg

SAR(1 g) = 0.125 W/kg; SAR(10 g) = 0.079 W/kg (SAR corrected for target medium)

Maximum value of SAR (measured) = 0.135 W/kg



DUT: Mobile Phone; Type: SNAP PLUS; Serial: 18102200907

Communication System: UID 0, Generic GSM (0); Frequency: 1880 MHz; Duty Cycle: 1:8

Medium parameters used (interpolated): $f = 1880$ MHz; $\sigma = 1.371$ S/m; $\epsilon_r = 40.887$; $\rho = 1000$ kg/m³

Phantom section: Right Section

DASY Configuration:

- Probe: EX3DV4 - SN7522; ConvF(7.91, 7.91, 7.91) @ 1880 MHz; Calibrated: 11/2/2018
- Sensor-Surface: 4mm (Mechanical Surface Detection)
- Electronics: DAE4 Sn1562; Calibrated: 11/6/2018
- Phantom: SAM-Twin V8.0 P1aP2a; Type: QD 000 P41 AA ; Serial: 1962
- DASY52 52.10.2(1495); SEMCAD X 14.6.12(7450)

Right Head Tilt/GSM 1900 Mid/Area Scan (61x81x1): Interpolated grid: $dx=1.500$ mm, $dy=1.500$ mm
Maximum value of SAR (interpolated) = 0.183 W/kg

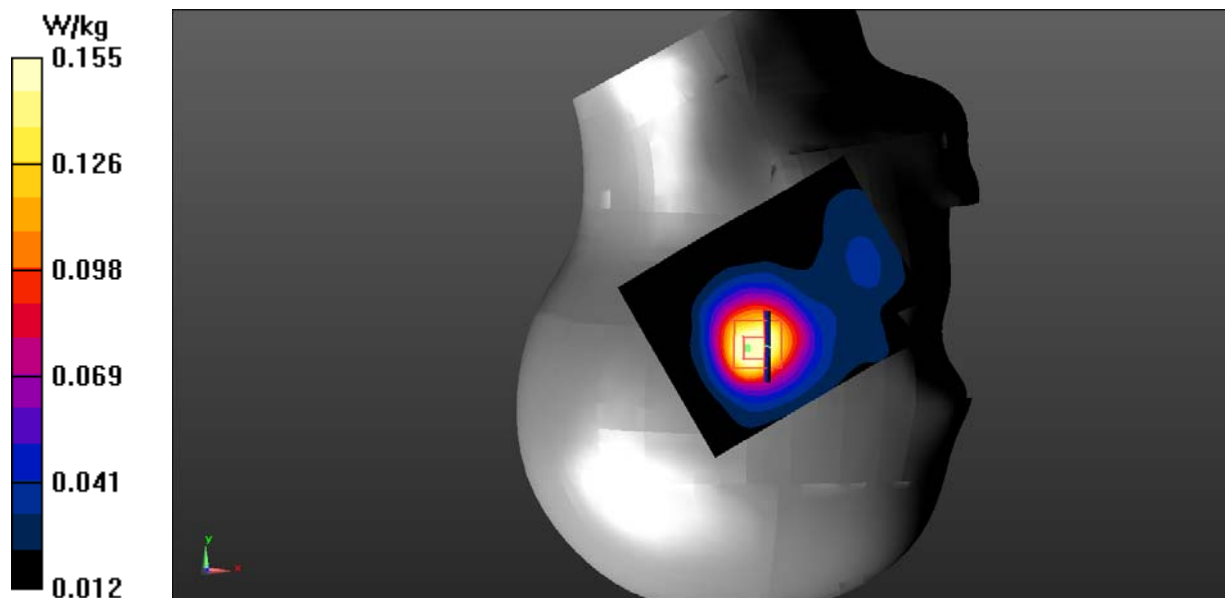
Right Head Tilt/GSM 1900 Mid/Zoom Scan (5x5x7)/Cube 0: Measurement grid: $dx=8$ mm, $dy=8$ mm, $dz=5$ mm

Reference Value = 7.637 V/m; Power Drift = -0.040 dB

Peak SAR (extrapolated) = 0.226 W/kg

SAR(1 g) = 0.148 W/kg; SAR(10 g) = 0.092 W/kg (SAR corrected for target medium)

Maximum value of SAR (measured) = 0.155 W/kg



DUT: Mobile Phone; Type: SNAP PLUS; Serial: 18102200907

Communication System: UID 0, Generic GSM (0); Frequency: 1880 MHz; Duty Cycle: 1:8

Medium parameters used (interpolated): $f = 1880$ MHz; $\sigma = 1.492$ S/m; $\epsilon_r = 53.885$; $\rho = 1000$ kg/m³

Phantom section: Flat Section

DASY Configuration:

- Probe: EX3DV4 - SN7522; ConvF(7.48, 7.48, 7.48) @ 1880 MHz; Calibrated: 11/2/2018
- Sensor-Surface: 4mm (Mechanical Surface Detection)
- Electronics: DAE4 Sn1562; Calibrated: 11/6/2018
- Phantom: ELI V8.0 P1aP2a; Type: QD OVA 004 AA; Serial: 2092
- DASY52 52.10.2(1495); SEMCAD X 14.6.12(7450)

Body Worn Back/GSM 1900 Mid/Area Scan (91x101x1): Interpolated grid: dx=1.000 mm, dy=1.000 mm
Maximum value of SAR (interpolated) = 0.441 W/kg

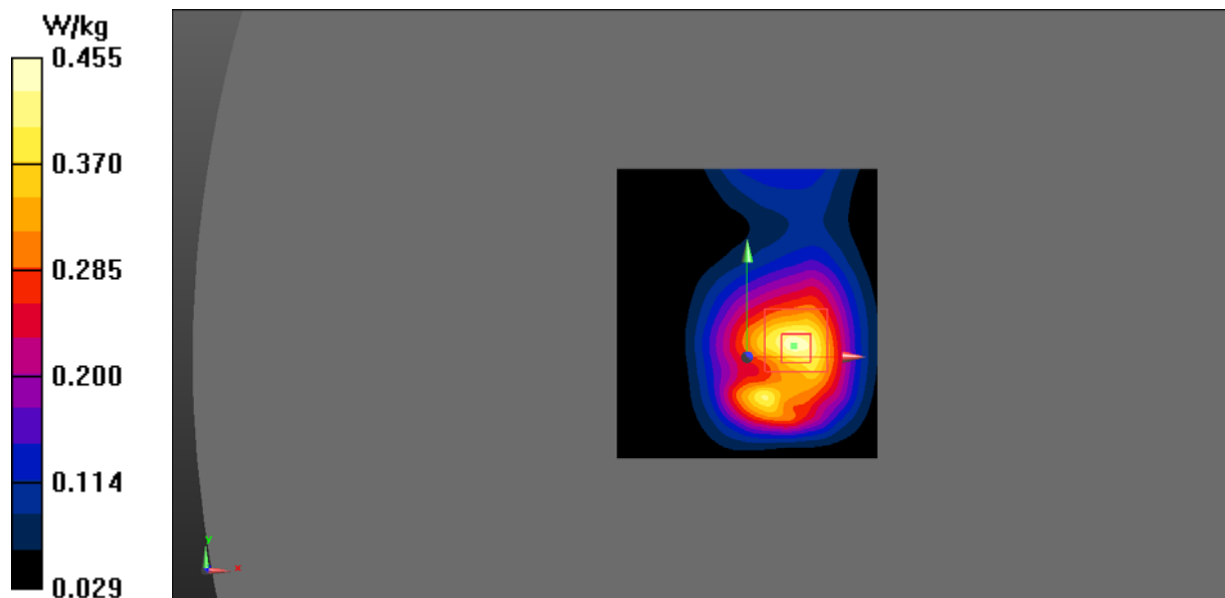
Body Worn Back/GSM 1900 Mid/Zoom Scan (7x7x7)/Cube 0: Measurement grid: dx=5mm, dy=5mm, dz=5mm

Reference Value = 13.38 V/m; Power Drift = 0.04 dB

Peak SAR (extrapolated) = 0.670 W/kg

SAR(1 g) = 0.416 W/kg; SAR(10 g) = 0.247 W/kg (SAR corrected for target medium)

Maximum value of SAR (measured) = 0.455 W/kg



DUT: Mobile Phone; Type: SNAP PLUS; Serial: 18102200907

Communication System: UID 0, Generic GPRS-3 slots (0); Frequency: 1880 MHz; Duty Cycle: 1:2.67

Medium parameters used (interpolated): $f = 1880$ MHz; $\sigma = 1.492$ S/m; $\epsilon_r = 53.885$; $\rho = 1000$ kg/m³

Phantom section: Flat Section

DASY Configuration:

- Probe: EX3DV4 - SN7522; ConvF(7.48, 7.48, 7.48) @ 1880 MHz; Calibrated: 11/2/2018
- Sensor-Surface: 4mm (Mechanical Surface Detection)
- Electronics: DAE4 Sn1562; Calibrated: 11/6/2018
- Phantom: ELI V8.0 P1aP2a; Type: QD OVA 004 AA; Serial: 2092
- DASY52 52.10.2(1495); SEMCAD X 14.6.12(7450)

Body Back/GSM 1900 Mid/Area Scan (91x121x1): Interpolated grid: dx=1.000 mm, dy=1.000 mm

Maximum value of SAR (interpolated) = 0.626 W/kg

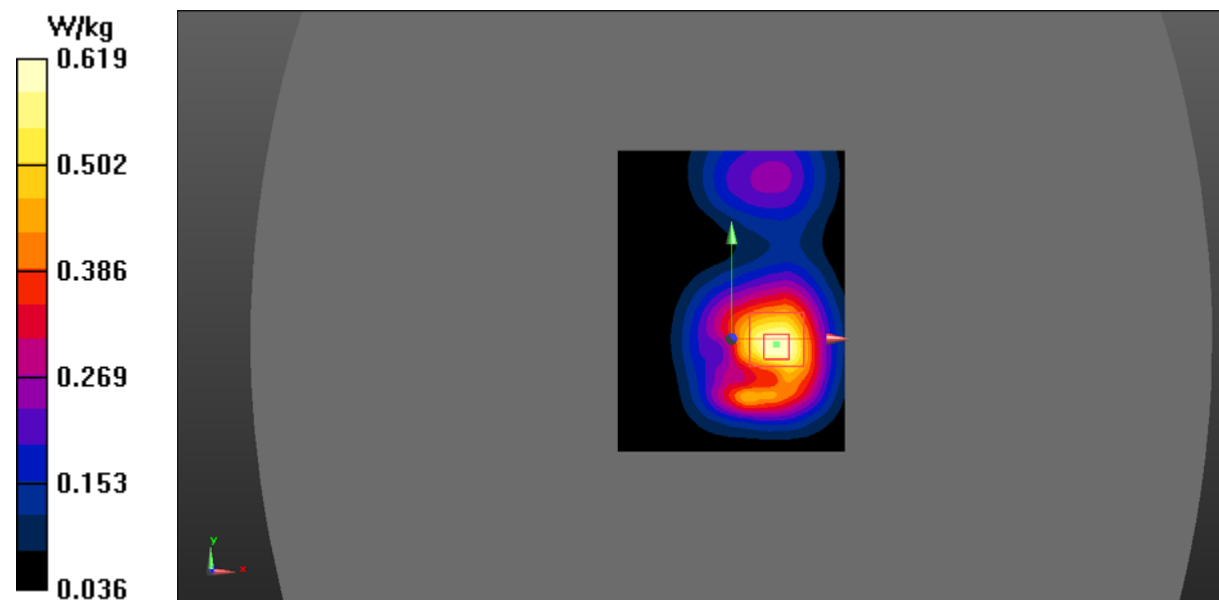
Body Back/GSM 1900 Mid/Zoom Scan (7x7x7)/Cube 0: Measurement grid: dx=5mm, dy=5mm, dz=5mm

Reference Value = 16.23 V/m; Power Drift = -0.07 dB

Peak SAR (extrapolated) = 0.893 W/kg

SAR(1 g) = 0.564 W/kg; SAR(10 g) = 0.341 W/kg (SAR corrected for target medium)

Maximum value of SAR (measured) = 0.619 W/kg



DUT: Mobile Phone; Type: SNAP PLUS; Serial: 18102200907

Communication System: UID 0, Generic GPRS-3 slots (0); Frequency: 1880 MHz; Duty Cycle: 1:2.67
Medium parameters used (interpolated): $f = 1880$ MHz; $\sigma = 1.492$ S/m; $\epsilon_r = 53.885$; $\rho = 1000$ kg/m³
Phantom section: Flat Section

DASY Configuration:

- Probe: EX3DV4 - SN7522; ConvF(7.48, 7.48, 7.48) @ 1880 MHz; Calibrated: 11/2/2018
- Sensor-Surface: 4mm (Mechanical Surface Detection)
- Electronics: DAE4 Sn1562; Calibrated: 11/6/2018
- Phantom: ELI V8.0 P1aP2a; Type: QD OVA 004 AA; Serial: 2092
- DASY52 52.10.2(1495); SEMCAD X 14.6.12(7450)

Body Bottom/GSM 1900 Mid/Area Scan (41x61x1): Interpolated grid: dx=1.500 mm, dy=1.500 mm
Maximum value of SAR (interpolated) = 0.560 W/kg

Body Bottom/GSM 1900 Mid/Zoom Scan (7x7x7)/Cube 0: Measurement grid: dx=5mm, dy=5mm, dz=5mm
Reference Value = 10.74 V/m; Power Drift = -0.171 dB
Peak SAR (extrapolated) = 0.733 W/kg

SAR(1 g) = 0.414 W/kg; SAR(10 g) = 0.212 W/kg (SAR corrected for target medium)

Maximum value of SAR (measured) = 0.492 W/kg

