



CyberTouch™ 7300

2.4GHz Wireless Keyboard & Mouse Combo



Model: WKB-7300CB

QuickGuide

English

www.adesso.com

①

LIMITED WARRANTY

Adesso provides a one year limited warranty for all of its products against defects in material and workmanship.

During this period, Adesso will repair or replace any product which proves to be defective. However, Adesso will not warranty any product which has been subject to improper freight handling, shipping abuse, neglect, improper installation or unauthorized repair. The warranty will not cover products installed with components not approved by Adesso and products where the sealed assembly trace has been broken.

If you discover a defect, Adesso will, at its option, repair or replace the product at no charge to you provided you return it during the warranty period with freight charges pre-paid to Adesso. Before returning any product, you must obtain a Return Merchandise Authorization number (RMA). This RMA # must be clearly marked on the outside of the package you are returning for warranty service. Be certain to also include your name, shipping address (no PO Boxes), telephone number, and a copy of the invoice showing proof of purchase in the package.

SUPPORT

We have listed most of our FAQ's (Frequently Asked Questions) at: <http://www.adesso.com/faqs.asp>. Please visit our FAQ Service & Support pages before you contact our E-mail or Telephone Support.

Email Support: If our FAQ's do not help you resolve your issues, please email support@adesso.com

Telephone Support:
Toll Free: (800) 795-6788
9:00AM to 5:00PM PST Monday - Friday

②

INTRODUCTION

Adesso® CyberTouch™ WKB-7300CB 2.4GHz Wireless Keyboard Combo is ideal for the home, office, or while on the go with an advanced Optical Mouse. This keyboard combo features multi-functional hotkeys which can quickly access media player, multimedia controls, and Internet browser commands. It is designed with a slim and low-profile Scissor-Switch Technology for comfort, speed, and a better tactile feel. This keyboard also has a built-in lithium Polymer Rechargeable Battery which can be recharged via USB cable for long extended use.

FEATURES

Keyboard Specifications:

- Keyboard Layout: 104-Key US layout
 - Connection: 2.4GHz Wireless
 - Working Range: 30 feet (10m)
 - Battery: Built-in Polymer (Rechargeable)
 - Hotkeys: Up to 100 hours (continuous use)/Up to 30 days (standby mode)
13 Hotkeys (CoPilot, Home, Back, Forward, Email, Search, Play/Pause, Stop, Previous Track, Next Track, Volume Up, Volume Down & Mute)
- Keyboard Dimensions: 16.25 x 4.75 x 0.50" (436 x 122.8 x 11 mm)
• Keyboard Weight: 1.4 Lbs (625g)

Mouse Specifications:

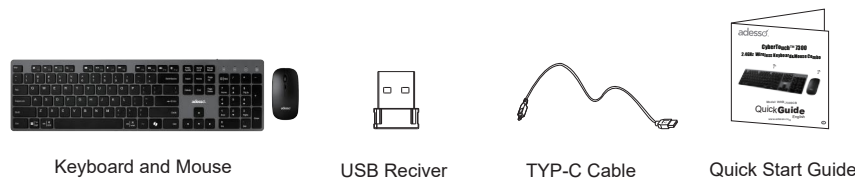
- Connection: 2.4GHz Wireless
- Sensor: Optical
- DPI: 800/1200/1600
- Working Range: 30 feet (10m)
- Battery: Built-in Polymer (Rechargeable)
- Mouse Dimensions: 4.2 x 2.5 x 1.5" (105 x 64 x 38 mm)
- Mouse Weight: 0.18 Lbs (80g)

REQUIREMENTS

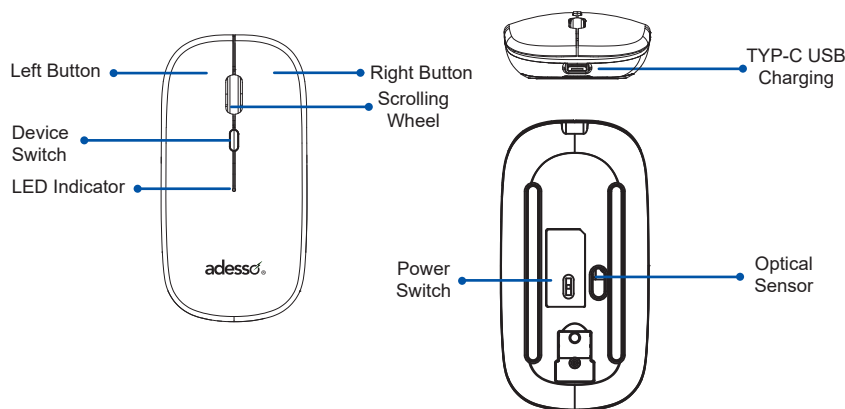
- Platform: Windows® 8 and above Mac OS 10.4 and above
- Connectivity Technology: 2.4GHz wireless

③

CONTENTS

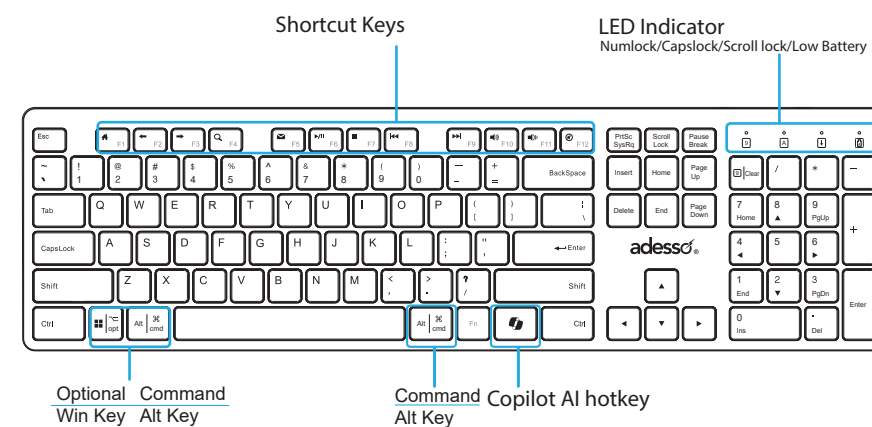


MOUSE DESCRIPTION



④

KEYBOARD DESCRIPTION



⑤

CHARGING THE BATTERY

1. Insert the Type-C USB Charging Cable Connector into the Type-C USB charging port at top of the Keyboard and/or Mouse.
2. Insert the USB end of the Type-C USB Cable into the USB port of your computer or any 5V USB power adaptor.



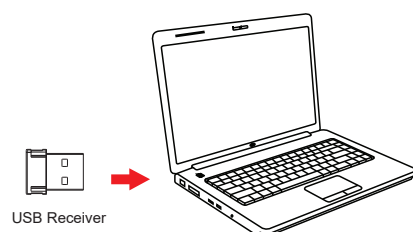
Pairing method

1. The receiver was paired with keyboard and mouse in advance, below is the pairing method in case it needs re-pairing.
 - a. Turn ON your available device and plug the USB receiver, Turn ON the keyboard and move it near receiver within 1 foot, press ESC + K in 15 seconds, the LED will blinking when pairing and Stop blinking paired.
 - b. The same setup for the mouse, except press middle and right key instead.

⑥

INSTALLATION

1. Turn ON your computer and plug in the USB receiver into your computer or device's available USB port. The system will automatically load the USB receiver is plug and play feature.



2. Turn ON your keyboard and mouse, it will be ready to use.

⑦

| Multimedia Hotkeys | |
|--------------------|------------------|
| | Launches CoPilot |
| | Home |
| | Backward |
| | Forward |
| | Search |
| | Email |
| | Play / Pause |
| | Stop |
| | Previous Track |
| | Next Track |
| | Volume Up |
| | Volume Down |
| | Mute |

⑧

FCC Caution.

This device complies with part 15 of the FCC Rules. Operation is subject to the following two conditions: (1) This device may not cause harmful interference, and (2) this device must accept any interference received, including interference that may cause undesired operation.

Any Changes or modifications not expressly approved by the party responsible for compliance could void the user's authority to operate the equipment.

Note: This equipment has been tested and found to comply with the limits for a Class B digital device, pursuant to part 15 of the FCC Rules. These limits are designed to provide reasonable protection against harmful interference in a residential installation. This equipment generates uses and can radiate radio frequency energy and, if not installed and used in accordance with the instructions, may cause harmful interference to radio communications. However, there is no guarantee that interference will not occur in a particular installation. If this equipment does cause harmful interference to radio or television reception, which can be determined by turning the equipment off and on, the user is encouraged to try to correct the interference by one or more of the following measures:

- Reorient or relocate the receiving antenna.
- Increase the separation between the equipment and receiver.
- Connect the equipment into an outlet on a circuit different from that to which the receiver is connected.
- Consult the dealer or an experienced radio/TV technician for help.

*RF warning for Portable device:

The device has been evaluated to meet general RF exposure requirement. The device can be used in portable exposure condition without restriction.

⑨