

红点信息科技（深圳）有限公司

REDDOTINFORMATIONTECHNOIOLOGYSHENZHENCO, LTD

产品规格书

RODUCTSPECIFICATION

客户 Customer	
客户编码 Customers part number	
产品料号 ProductMaterialCode	HD. P-47-8-150-IPEX
工作频段 Working Band	2400MHz-2500MHz 5150MHz- 5850MHz
发行日期 Issue Date	2022-6- 8
发行版本 ReleaseVersion	A1
作者 Author	邹杨辰

Contents

Antenna introducing	P3
Antenna useful area	P4
Antenna size	P5
Antenna electrical properties	P6
Antenna S-parameter	P7
Antenna chamber structure	P8
Antenna total gain and efficiency	P9
Radiation Pattern E_PLANE	P11
Radiation Pattern H_PLANE	P15

Antenna introducing

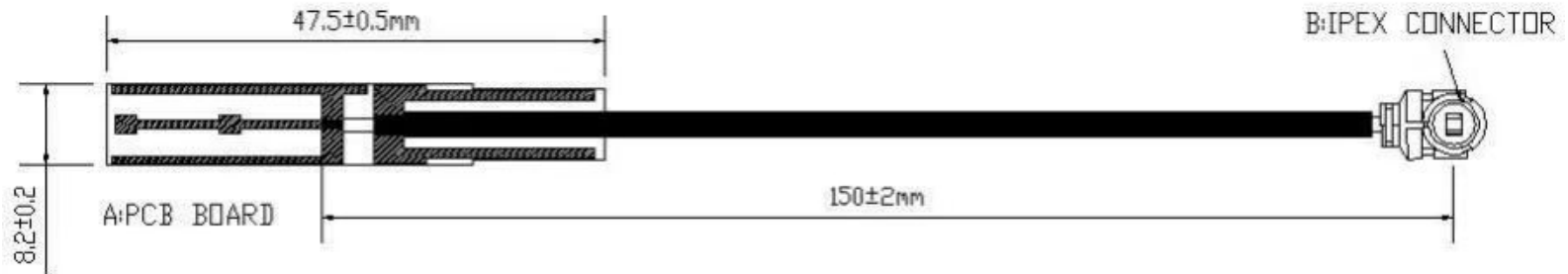
- ◆ Made by copper pipe material, work in 2.4~2.5&5.15~5.85GHz .
- ◆ Design by dipole antenna theory.
- ◆ High gain, High efficiency, Good port matching.
- ◆ Make wireless equipments better communication.

Antenna useful area

- ◆ Pads, note-book, reader and so on.
- ◆ IP camera, set top box and so on.
- ◆ DVD player, TV and consumer electronics.

Antenna size

120.5mm*8.2mm*0.75mm

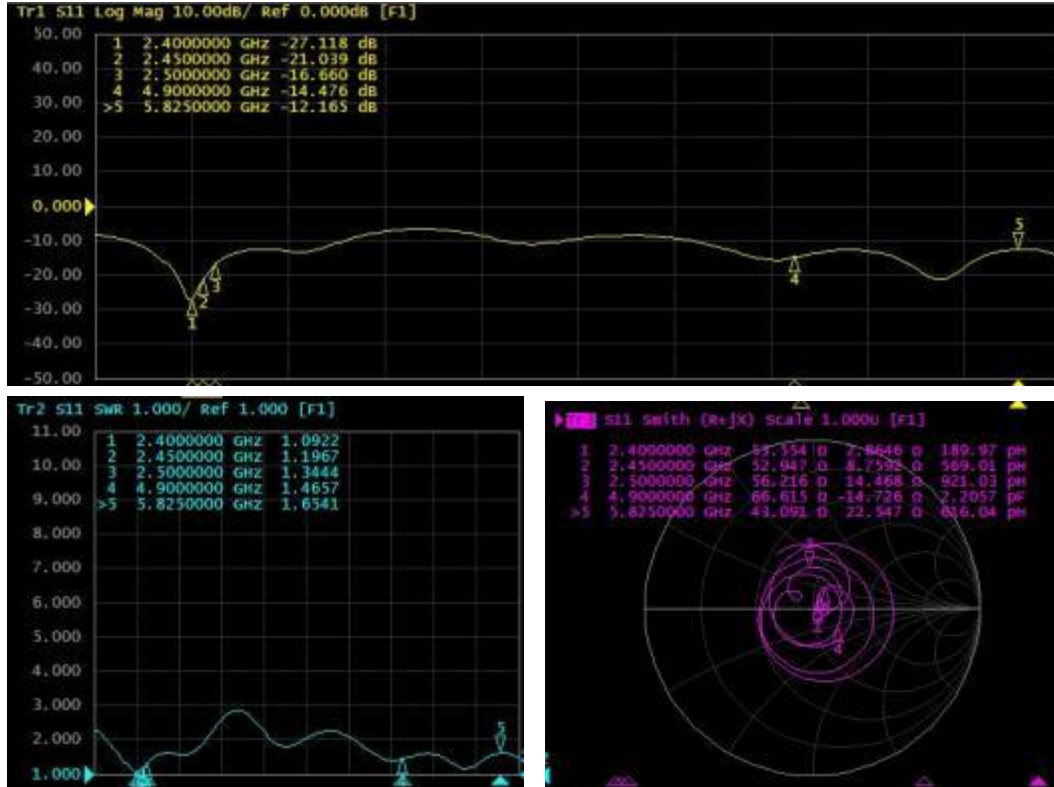


The cable is RF- $\Phi 0.81$ cable with 3 IPEX and length is 150mm

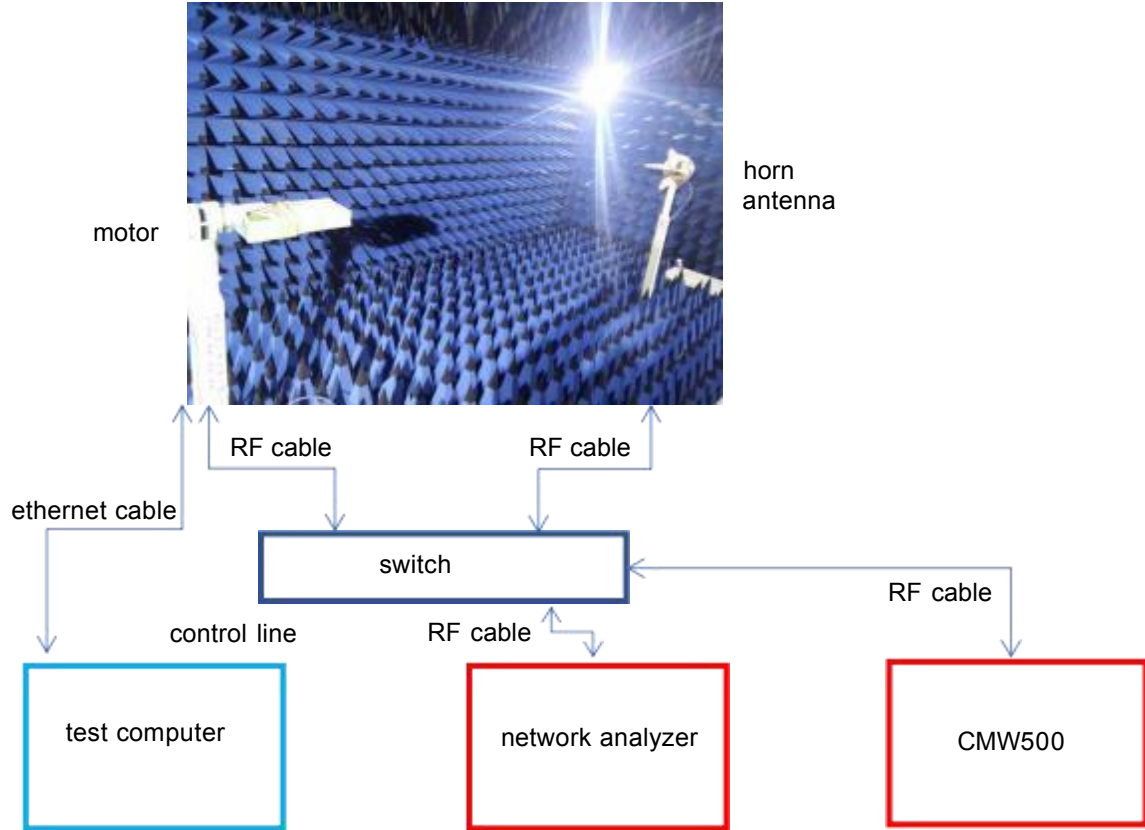
Antenna electrical properties

Frequency	2.4~2.5&5.15~5.85GHz
Impedance	50ohm nominal
V.S.W.R	≤2.0
Return loss	≤-10dB
Radiation	Omni-directional
Gain(Peak)	2.4G:4.2dBi/ 5G:2.75dBi
Polarization	Linear
Admitted Power	5W
Connector	IPEX
Efficiency	2.4G:68%/ 5G:65%
Cable	RF Φ0.81cable and length is 150mm

Antenna S-parameter

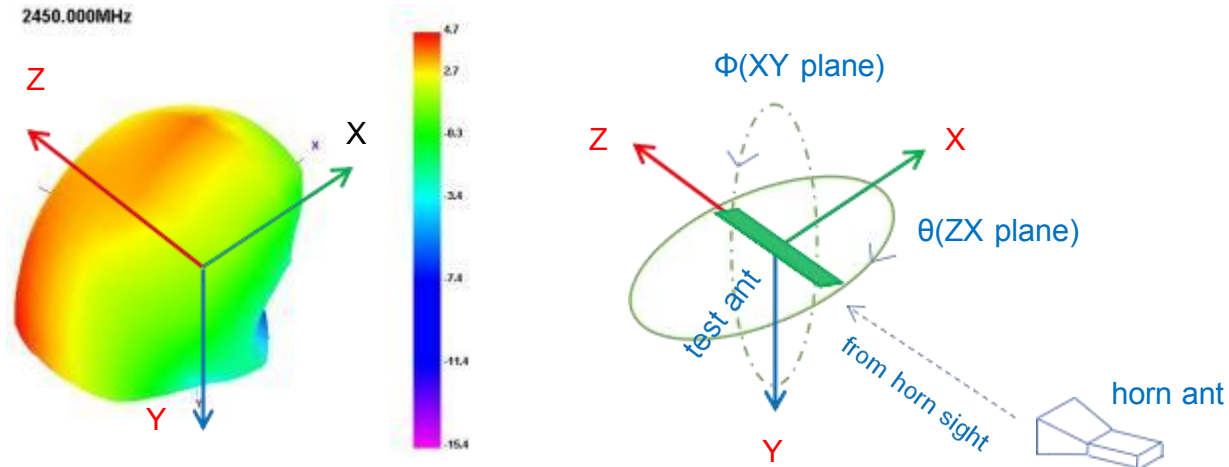


Antenna chamber structure



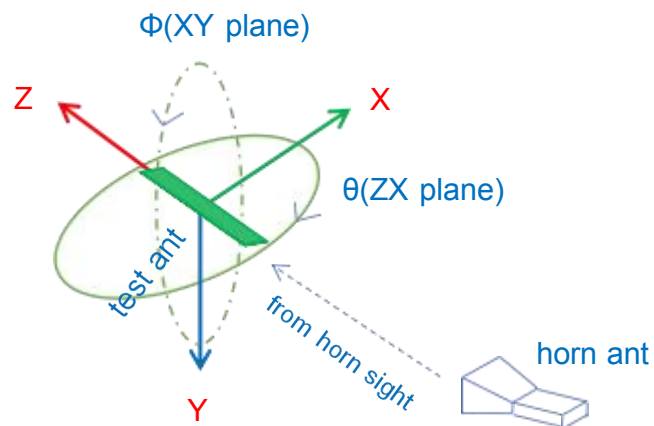
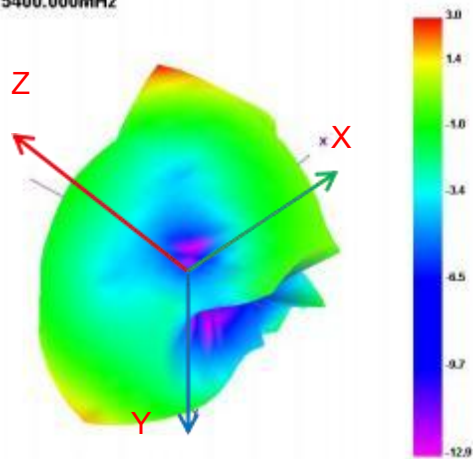
Antenna total gain and efficiency

	Freq. (MHz)	Gain (dBi)	Efficiency (%)
PCB_ANT	2400	3.25	65%
	2450	4.0	68%
	2500	4.2	67%



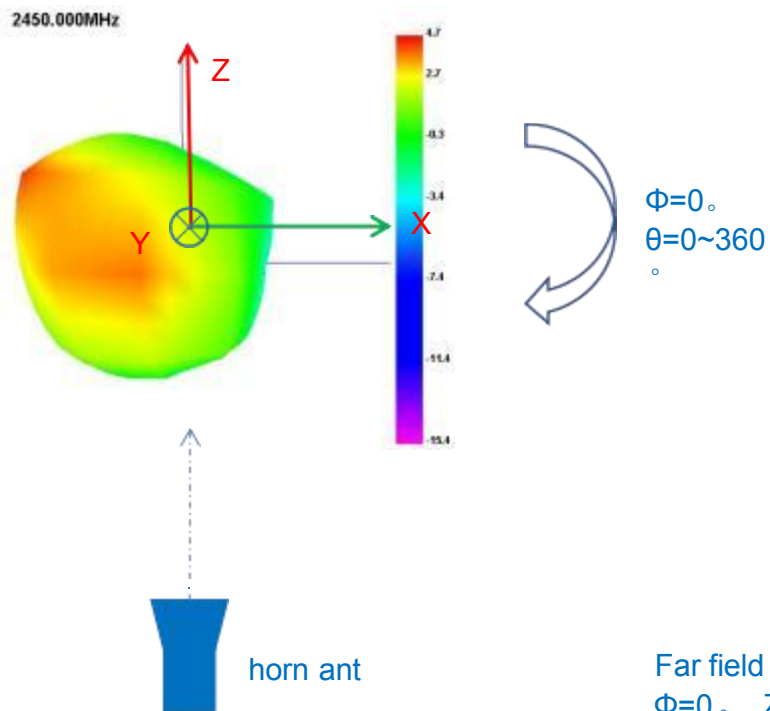
	Freq. (MHz)	Gain (dBi)	Efficiency (%)
PCB_ANT	5100	2.75	62%
	5400	2.56	65%
	5820	2.4	62%

5400.000MHz

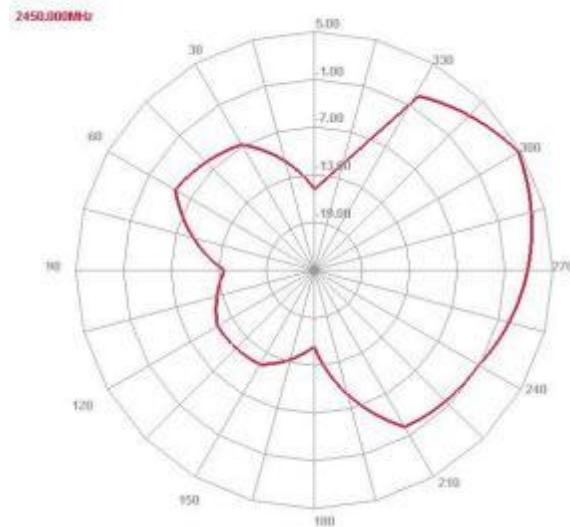


Radiation Pattern E_PLANE

	Freq. (MHz)	Gain (dB)
PCB_ANT	2450	4.0



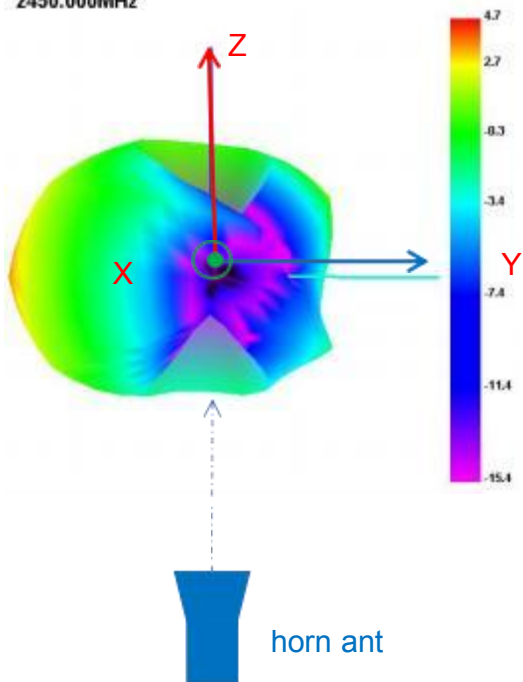
E1 Face



Far field E1_PLANE
 $\Phi=0^\circ$, ZX plane

	Freq. (MHz)	Gain (dB)
PCB_ANT	2450	4.0

2450.000MHz

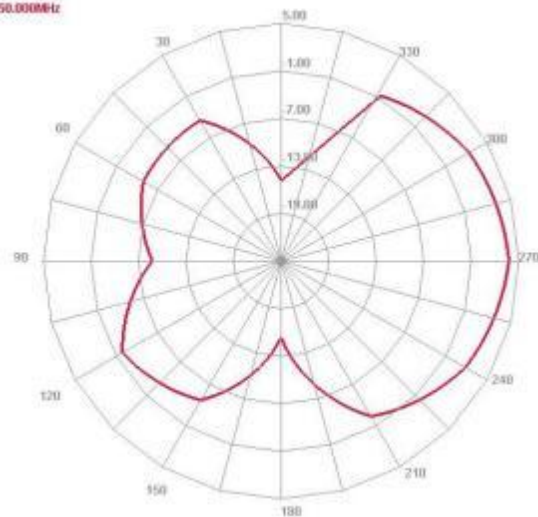


$\Phi=90^\circ$
 $\theta=0\sim 360^\circ$

Far field E2_PLANE
 $\Phi=90^\circ$, ZY plane

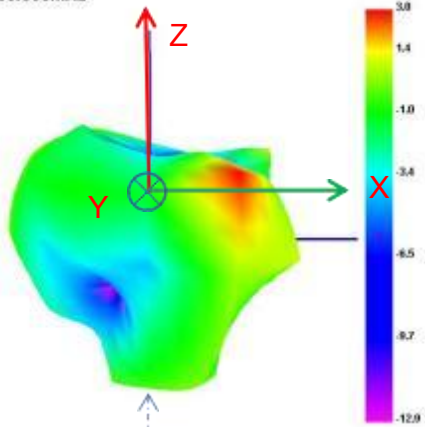
E2 Face

2450.000MHz



	Freq. (MHz)	Gain (dB)
PCB_ANT	5400	2.56

5400.000MHz



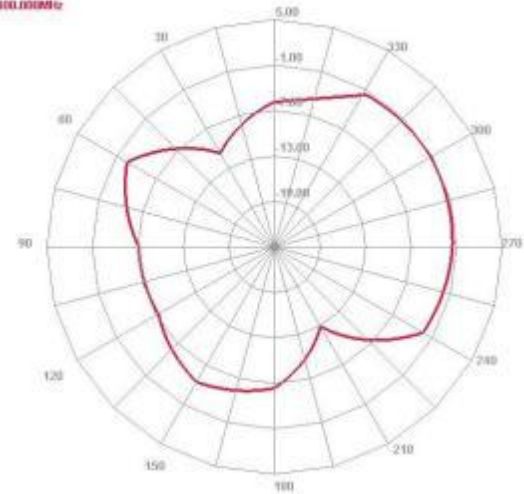
$\Phi=0^\circ$
 $\theta=0^\circ\sim 360^\circ$



horn ant

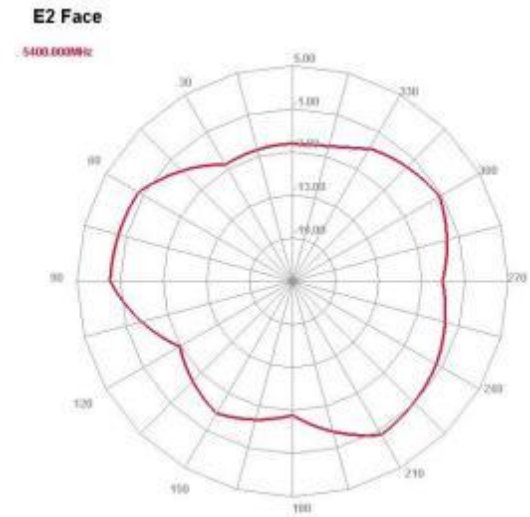
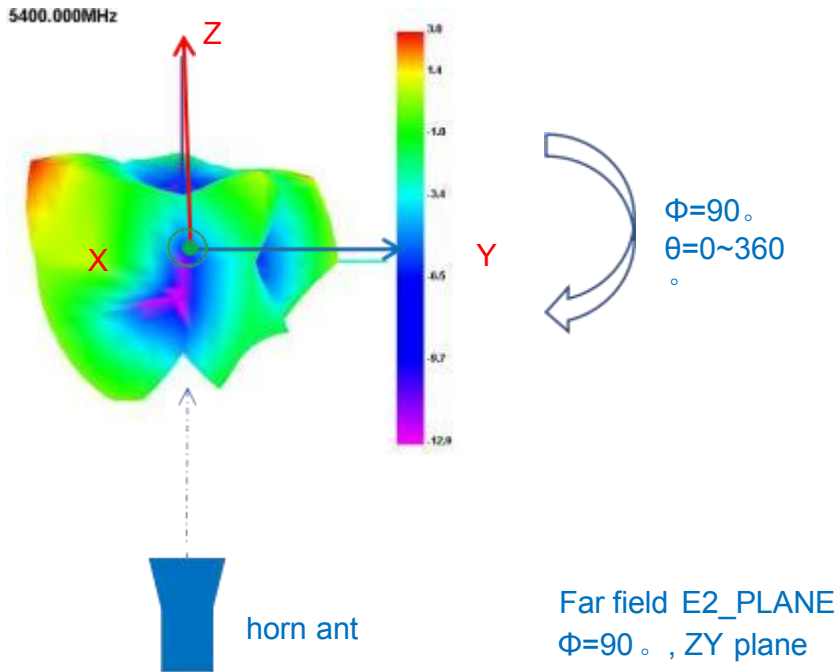
E1 Face

5400.000MHz



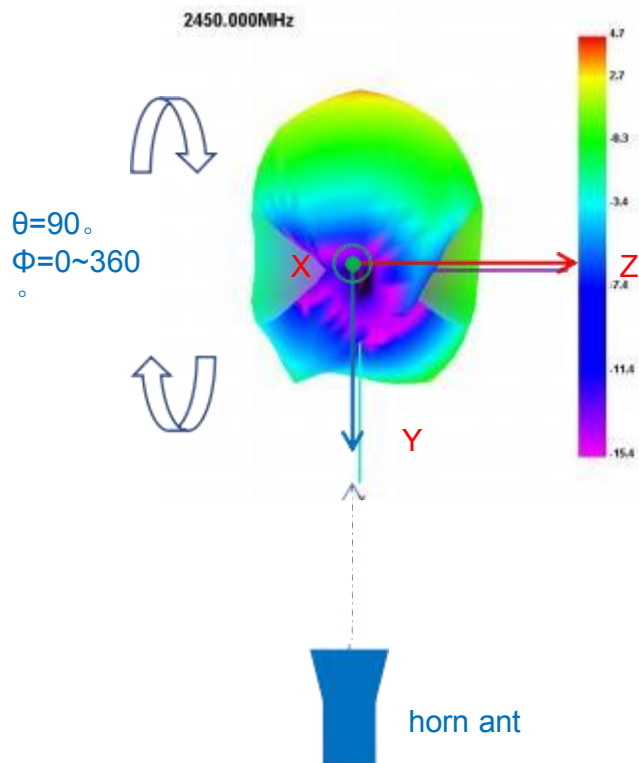
Far field E1_PLANE
 $\Phi=0^\circ$, ZX plane

	Freq. (MHz)	Gain (dB)
PCB_ANT	5400	2.52

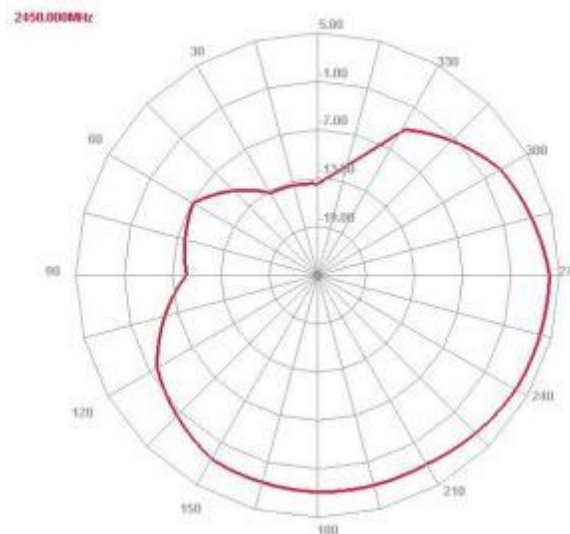


Radiation Pattern H_PLANE

	Freq. (MHz)	Gain (dB)
PCB_ANT	2450	4.0



Horizontal



	Freq. (MHz)	Gain (dB)
PCB_ANT	5400	2.53

