



iMouse V30

Wireless Adjustable Vertical Ergonomic Mouse



Model: iMouse V30

QuickGuide

English

www.adesso.com

①

CONTENT

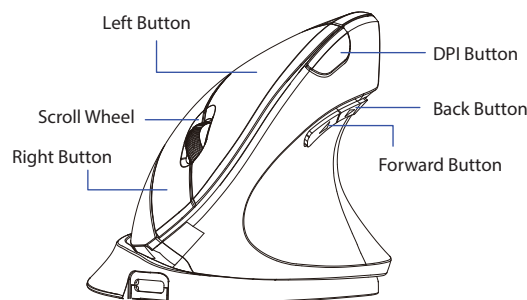


Adesso iMouse V30



Quick Guide

DESCRIPTION



Note: Buttons of 5 and 6 are not working in mac OS.

④

LIMITED WARRANTY

Adesso® provides a one year limited warranty for all of its products against defects in materials and workmanship. During this period, Adesso® will repair or replace any product which proves to be defective. However, Adesso® will not warrant any product which has been subject to improper handling, abuse, negligence, improper installation or unauthorized repair. The warranty will not cover products installed with components not approved by Adesso® and products where the sealed assembly trace has been broken. If you discover a defect, Adesso® will, at its option, repair or replace the product free of charge, provided you return it during the warranty period with freight charges pre-paid to Adesso®. Before returning any product, you must obtain a Return Merchandise Authorization number (RMA). This RMA # must be clearly marked on the outside of the package you are returning for warranty service. Be certain to also include your name, shipping address (no PO Boxes), telephone number, and a copy of the invoice showing proof of purchase in the package.

SUPPORT

We have listed most of our FAQ's (Frequently Asked Questions) at: <http://www.adesso.com/faqs.asp>. Please visit our FAQ Service & Support pages before you contact our E-mail or Telephone Support.

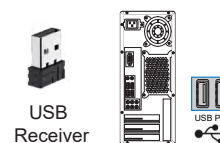

Email Support: If our FAQ's do not help you resolve your issues, please email support@adesso.com.

Telephone Support:
Toll Free: (800) 795-6788
9:00AM to 5:00PM PST Monday - Friday

②

INSTALLATION

1. Make sure that your computer is turned OFF before installing the Adesso iMouse V30. This equipment requires a USB port.
2. Plug in the USB receiver of the Adesso iMouse V30 to the USB port on your computer.
3. Turn ON your computer. Your operating system will detect the device, then the device will work automatically.



⑤

INTRODUCTION

The Adesso iMouse V30 is the ultimate solution for ergonomic computing. This Wireless vertical mouse features a unique adjustable angle design, allowing you to tailor it's orientation to your hand's natural position. Say goodbye to wrist strain and discomfort and pain free experience during extended computer use.

SPECIFICATIONS:

- Tracking Method: Optical Sensor
- Connectivity: 2.4GH RF
- DPI Resolution: 3 Levels 800/1600/2400
- Buttons: 7 Buttons(Left & Right Click, Back & Forward,DPI Switch, Scroll Wheel and Middle Button)
- Hand Orientation: Right Hand
- Adjustable Angles: +7.5°, 0°, -7.5°
- Dimensions: 3.31" x 3.46" x 5.28"
- Weight: 0.28 lb.(128.2 g)

REQUIREMENTS

- Operating system: Windows 7, 8, 10 ,11and later. Mac OS x 10.6 and later.
- Available USB port

③

ADJUSTABLE ANGLE



This customizable mice comes with adjustable components that can be modified to accommodate different grip styles and hand sizes. Users can personalize the +/- 7 degrees angle of the mouse to create a more comfortable and ergonomic experience during extended periods of computer use.



The switchable DPI (800/1600/2400) provides three levels of control. The iMouse V30 is plug and play and requires no drivers. Simply plug into any available USB port and be ready to experience a different kind of mouse!

⑥

FCC Caution.

This device complies with part 15 of the FCC Rules. Operation is subject to the following two conditions: (1) This device may not cause harmful interference, and (2) this device must accept any interference received, including interference that may cause undesired operation.

Any Changes or modifications not expressly approved by the party responsible for compliance could void the user's authority to operate the equipment.

Note: This equipment has been tested and found to comply with the limits for a Class B digital device, pursuant to part 15 of the FCC Rules. These limits are designed to provide reasonable protection against harmful interference in a residential installation. This equipment generates uses and can radiate radio frequency energy and, if not installed and used in accordance with the instructions, may cause harmful interference to radio communications. However, there is no guarantee that interference will not occur in a particular installation. If this equipment does cause harmful interference to radio or television reception, which can be determined by turning the equipment off and on, the user is encouraged to try to correct the interference by one or more of the following measures:

- Reorient or relocate the receiving antenna.
- Increase the separation between the equipment and receiver.
- Connect the equipment into an outlet on a circuit different from that to which the receiver is connected.
- Consult the dealer or an experienced radio/TV technician for help.

*RF warning for Portable device:

The device has been evaluated to meet general RF exposure requirement. The device can be used in portable exposure condition without restriction.

④