



Compliance Certification Services Inc.

Report No: C140504S02-SF

FCC ID: 2ACE6-D502P

Date of Issue :May 27, 2014

GSM 850-Right Head Cheek High CH251.....	2
GSM 850-Right Head Tilted High CH251	3
GSM 850-Left Head Cheek High CH251	4
GSM 850-Left Head Tilted High CH251	6
GSM 1900-Right Head Cheek Low CH512	7
GSM 1900-Right Head Tilted Low CH512.....	9
GSM 1900-Left Head Cheek Low CH512	10
GSM 1900-Left Head Tilted Low CH512	11
WCDMA BandV-Right Head Cheek Low CH4132.....	12
WCDMA BandV-Right Head Tilted Low CH4132.....	13
WCDMA BandV-Left Head Cheek Low CH4132	14
WCDMA BandV-Left Head Tilted Low CH4132.....	16
WIFI-Right Head Cheek Middle CH6.....	17
WIFI-Right Head Tilted Middle CH6.....	18
WIFI-Left Head Cheek Middle CH6	19
WIFI-Left Head Tilted Middle CH6.....	21
GPRS 850-Body Front High CH251	22
GPRS 850-Body Rear Low CH128	23
GPRS 850-Body Rear Middle CH190.....	24
GPRS 850-Body Rear High CH251	25
GPRS 850-Body-Right High CH251	27
GPRS 850-Body-Left High CH251	28
GPRS 850-Body-Bottom High CH251	29
GSM 850-Body Rear HighCH251	30
GPRS 1900-Body Front Middle CH661	31
GPRS 1900-Body Rear Middle CH661	32
GPRS 1900-Body-Right Middle CH661	33
GPRS 1900-Body-Left Middle CH661.....	34
GPRS 1900-Body-Bottom Middle CH661	35
GSM 1900-Body Rear Middle CH661.....	37
WCDMA BandV-Body Front Low CH4132	38
WCDMA BandV-Body Rear Low CH4132.....	39
WCDMA BandV-Body-Right Low CH4132.....	41
WCDMA BandV-Body-Left Low CH4132	42
WCDMA BandV-Body-Bottom Low CH4132	43
WIFI-Body Front Middle CH6	44
WIFI-Body Rear Middle CH6.....	45
WIFI-Body-Right Middle CH6	47
WIFI-Body-Top Middle CH6	48
GPRS 850-Body Rear High CH251 repeat	49



Test Laboratory: Compliance Certification Services Inc.

Date: 5/10/2014

GSM 850-Right Head Cheek High CH251

DUT: Mobile Phone; Type: D502P; Serial: 364600000000123

Communication System: Generic GSM; Communication System Band: GSM850; Frequency: 824.2 MHz; Duty Cycle: 1:8.30042

Medium parameters used (interpolated): $f = 824.2$ MHz; $\sigma = 0.891$ S/m; $\epsilon_r = 43.405$; $\rho = 1000$ kg/m³

Room Ambient Temperature: 22°C; Liquid Temperature: 21.5°C

Phantom section: Right Section

Measurement Standard: DASYS (IEEE/IEC/ANSI C63.19-2007)

DASY Configuration:

- Probe: EX3DV4 - SN3798; ConvF(9.16, 9.16, 9.16); Calibrated: 7/26/2013;
- Sensor-Surface: 2mm (Mechanical Surface Detection)
- Electronics: DAE4 Sn1245; Calibrated: 7/25/2013
- Phantom: Twin SAM Phantom; Type: QD 000 P40 CD; Serial: 1609
- DASYS 52.8.5(1059);
- SEMCAD X Version 14.6.8 (7028)

GSM850/Right Head Cheek High CH251/Area Scan (7x10x1): Measurement grid: dx=15mm, dy=15mm Maximum value of SAR (measured) = 0.319 W/kg


GSM850/Right Head Cheek High CH251/Zoom Scan (5x5x7)/Cube 0: Measurement grid: dx=8mm, dy=8mm, dz=5mm

Reference Value = 8.665 V/m; Power Drift = -0.01 dB

Peak SAR (extrapolated) = 0.340 W/kg

SAR(1 g) = 0.288 W/kg; SAR(10 g) = 0.232 W/kg

Maximum value of SAR (measured) = 0.317 W/kg





Test Laboratory: Compliance Certification Services Inc.

Date: 5/10/2014

GSM 850-Right Head Tilted High CH251

DUT: Mobile Phone; Type: D502P; Serial: 364600000000123

Communication System: Generic GSM; Communication System Band: GSM850; Frequency: 824.2 MHz; Duty Cycle: 1:8.30042

Medium parameters used (interpolated): $f = 824.2$ MHz; $\sigma = 0.891$ S/m; $\epsilon_r = 43.405$; $\rho = 1000$ kg/m³

Room Ambient Temperature: 22°C; Liquid Temperature: 21.5°C

Phantom section: Right Section

Measurement Standard: DASYS (IEEE/IEC/ANSI C63.19-2007)

DASY Configuration:

- Probe: EX3DV4 - SN3798; ConvF(9.16, 9.16, 9.16); Calibrated: 7/26/2013;
- Sensor-Surface: 2mm (Mechanical Surface Detection)
- Electronics: DAE4 Sn1245; Calibrated: 7/25/2013
- Phantom: Twin SAM Phantom; Type: QD 000 P40 CD; Serial: 1609
- DASYS 52.8.5(1059);
- SEMCAD X Version 14.6.8 (7028)

GSM850/Right Head Tilted High CH251/Area Scan (7x10x1): Measurement grid:

$dx=15$ mm, $dy=15$ mm,Maximum value of SAR (measured) = 0.230 W/kg


GSM850/Right Head Tilted High CH251/Zoom Scan (5x5x7)/Cube 0: Measurement grid: $dx=8$ mm,
 $dy=8$ mm, $dz=5$ mm

Reference Value = 12.243 V/m; Power Drift = 0.01 dB

Peak SAR (extrapolated) = 0.247 W/kg

SAR(1 g) = 0.198 W/kg; SAR(10 g) = 0.154 W/kg

Maximum value of SAR (measured) = 0.226 W/kg





Test Laboratory: Compliance Certification Services Inc.

Date: 5/10/2014

GSM 850-Left Head Cheek High CH251

DUT: Mobile Phone; Type: D502P; Serial: 364600000000123

Communication System: Generic GSM; Communication System Band: GSM850; Frequency: 848.8 MHz; Duty Cycle: 1:8.30042

Medium parameters used: $f = 849$ MHz; $\sigma = 0.922$ S/m; $\epsilon_r = 42.892$; $\rho = 1000$ kg/m³

Room Ambient Temperature: 22°C; Liquid Temperature: 21.5°C

Phantom section: Left Section

Measurement Standard: DASYS (IEEE/IEC/ANSI C63.19-2007)

DASY Configuration:

- Probe: EX3DV4 - SN3798; ConvF(9.16, 9.16, 9.16); Calibrated: 7/26/2013;
- Sensor-Surface: 2mm (Mechanical Surface Detection)
- Electronics: DAE4 Sn1245; Calibrated: 7/25/2013
- Phantom: Twin SAM Phantom; Type: QD 000 P40 CD; Serial: 1609
- DASYS 52.8.5(1059);
- SEMCAD X Version 14.6.8 (7028)

GSM850/Left Head Cheek High CH251/Area Scan (8x10x1): Measurement grid: dx=15mm, dy=15mm, Maximum value of SAR (measured) = 0.352 W/kg


GSM850/Left Head Cheek High CH251/Zoom Scan (5x5x7)/Cube 0: Measurement grid: dx=8mm, dy=8mm, dz=5mm

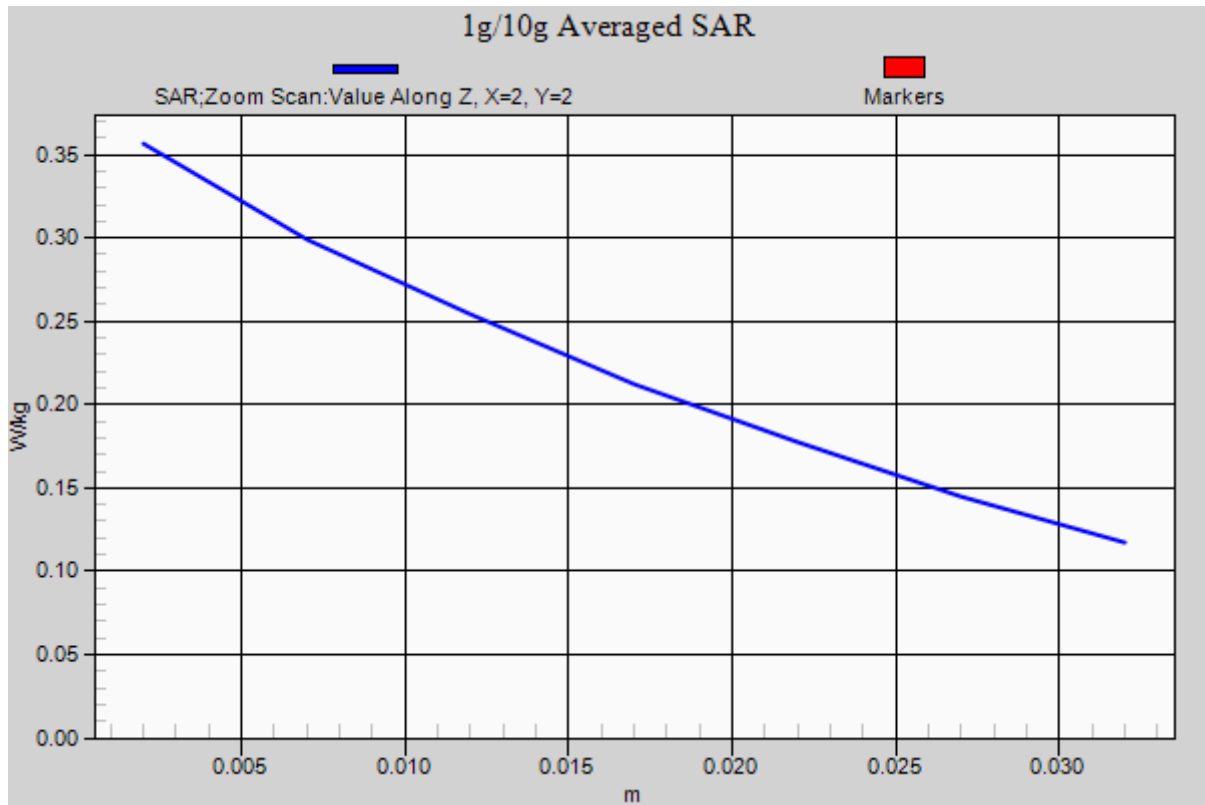
Reference Value = 7.976 V/m; Power Drift = -0.11 dB

Peak SAR (extrapolated) = 0.382 W/kg

SAR(1 g) = 0.318 W/kg; SAR(10 g) = 0.252 W/kg

Maximum value of SAR (measured) = 0.356 W/kg







Test Laboratory: Compliance Certification Services Inc.

Date: 5/10/2014

GSM 850-Left Head Tilted High CH251

DUT: Mobile Phone; Type: D502P; Serial: 364600000000123

Communication System: Generic GSM; Communication System Band: GSM850; Frequency: 848.8 MHz; Duty Cycle: 1:8.30042

Medium parameters used: $f = 849$ MHz; $\sigma = 0.922$ S/m; $\epsilon_r = 42.892$; $\rho = 1000$ kg/m³

Room Ambient Temperature: 22°C; Liquid Temperature: 21.5°C

Phantom section: Left Section

Measurement Standard: DASYS (IEEE/IEC/ANSI C63.19-2007)

DASY Configuration:

- Probe: EX3DV4 - SN3798; ConvF(9.16, 9.16, 9.16); Calibrated: 7/26/2013;
- Sensor-Surface: 2mm (Mechanical Surface Detection)
- Electronics: DAE4 Sn1245; Calibrated: 7/25/2013
- Phantom: Twin SAM Phantom; Type: QD 000 P40 CD; Serial: 1609
- DASYS 52.8.5(1059);
- SEMCAD X Version 14.6.8 (7028)

GSM850/Left Head Tilted High CH251/Area Scan (8x10x1): Measurement grid: dx=15mm, dy=15mm

Maximum value of SAR (measured) = 0.215 W/kg


GSM850/Left Head Tilted High CH251/Zoom Scan (5x5x7)/Cube 0: Measurement grid: dx=8mm, dy=8mm, dz=5mm

Reference Value = 12.964 V/m; Power Drift = 0.02 dB

Peak SAR (extrapolated) = 0.255 W/kg

SAR(1 g) = 0.206 W/kg; SAR(10 g) = 0.156 W/kg

Maximum value of SAR (measured) = 0.234 W/kg





Test Laboratory: Compliance Certification Services Inc.

Date: 5/11/2014

GSM 1900-Right Head Cheek Low CH512

DUT: Mobile Phone; Type: D502P; Serial: 364600000000123

Communication System: Generic GSM; Communication System Band: PCS1900; Frequency: 1850.2 MHz; Duty Cycle: 1:8.30042

Medium parameters used (interpolated): $f = 1850.2$ MHz; $\sigma = 1.382$ S/m; $\epsilon_r = 38.62$; $\rho = 1000$ kg/m³

Room Ambient Temperature: 22°C; Liquid Temperature: 21.5°C

Phantom section: Right Section

Measurement Standard: DASYS (IEEE/IEC/ANSI C63.19-2007)

DASY Configuration:

- Probe: EX3DV4 - SN3798; ConvF(7.73, 7.73, 7.73); Calibrated: 7/26/2013;
- Sensor-Surface: 2mm (Mechanical Surface Detection)
- Electronics: DAE4 Sn1245; Calibrated: 7/25/2013
- Phantom: Twin SAM Phantom; Type: QD 000 P40 CD; Serial: 1609
- DASYS 52.8.5(1059);
- SEMCAD X Version 14.6.8 (7028)

GSM1900/Right Head Cheek Low CH512/Area Scan (7x12x1):

Measurement grid: dx=15mm, dy=15mm Maximum value of SAR (measured) = 0.165 W/kg


GSM1900/Right Head Cheek Low CH512/Zoom Scan (5x5x7)/Cube 0: Measurement grid: dx=8mm, dy=8mm, dz=5mm

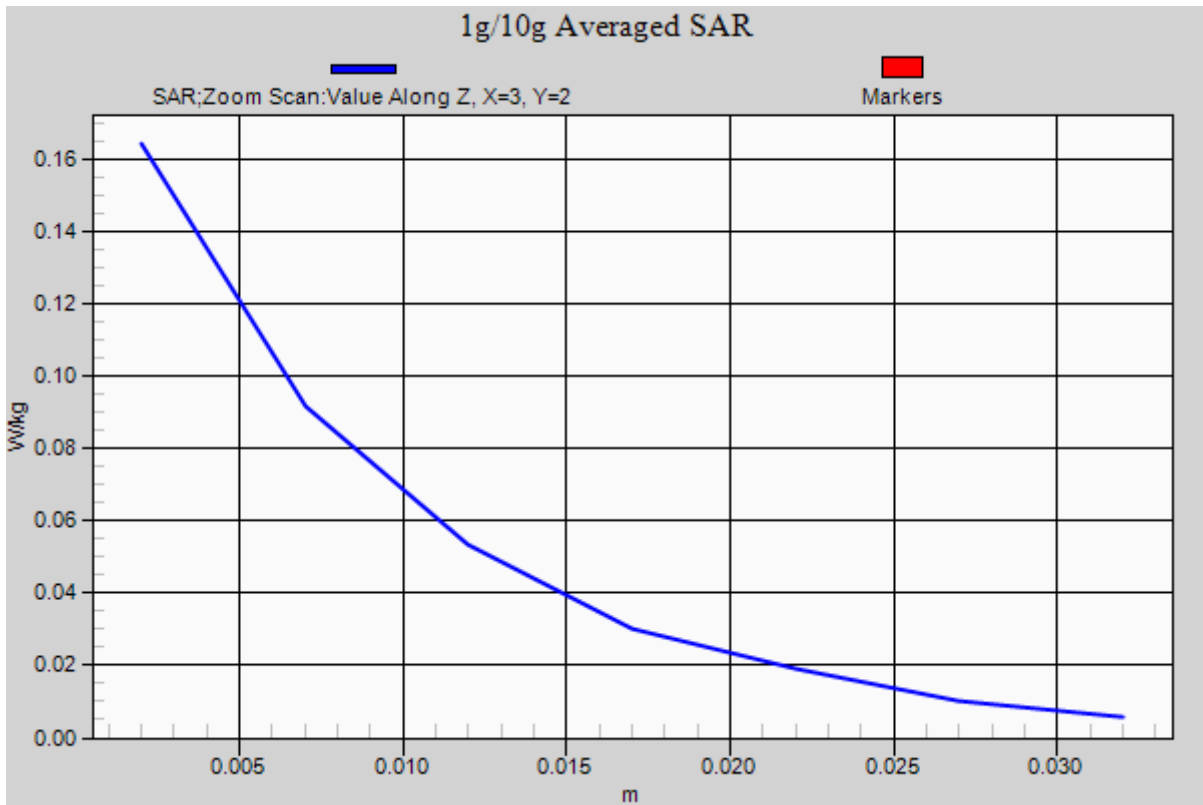
Reference Value = 4.330 V/m; Power Drift = 0.05 dB

Peak SAR (extrapolated) = 0.213 W/kg

SAR(1 g) = 0.123 W/kg; SAR(10 g) = 0.070 W/kg

Maximum value of SAR (measured) = 0.164 W/kg







Test Laboratory: Compliance Certification Services Inc.

Date: 5/11/2014

GSM 1900-Right Head Tilted Low CH512

DUT: Mobile Phone; Type: D502P; Serial: 364600000000123

Communication System: Generic GSM; Communication System Band: PCS1900; Frequency: 1850.2 MHz; Duty Cycle: 1:8.30042

Medium parameters used (interpolated): $f = 1850.2$ MHz; $\sigma = 1.382$ S/m; $\epsilon_r = 38.62$; $\rho = 1000$ kg/m³

Room Ambient Temperature: 22°C; Liquid Temperature: 21.5°C

Phantom section: Right Section

Measurement Standard: DASYS (IEEE/IEC/ANSI C63.19-2007)

DASY Configuration:

- Probe: EX3DV4 - SN3798; ConvF(7.73, 7.73, 7.73); Calibrated: 7/26/2013;
- Sensor-Surface: 2mm (Mechanical Surface Detection)
- Electronics: DAE4 Sn1245; Calibrated: 7/25/2013
- Phantom: Twin SAM Phantom; Type: QD 000 P40 CD; Serial: 1609
- DASYS 52.8.5(1059);
- SEMCAD X Version 14.6.8 (7028)

GSM1900/Right Head Tilted Low CH512/Area Scan (7x10x1):

Measurement grid: dx=15mm, dy=15mm Maximum value of SAR (measured) = 0.0403 W/kg

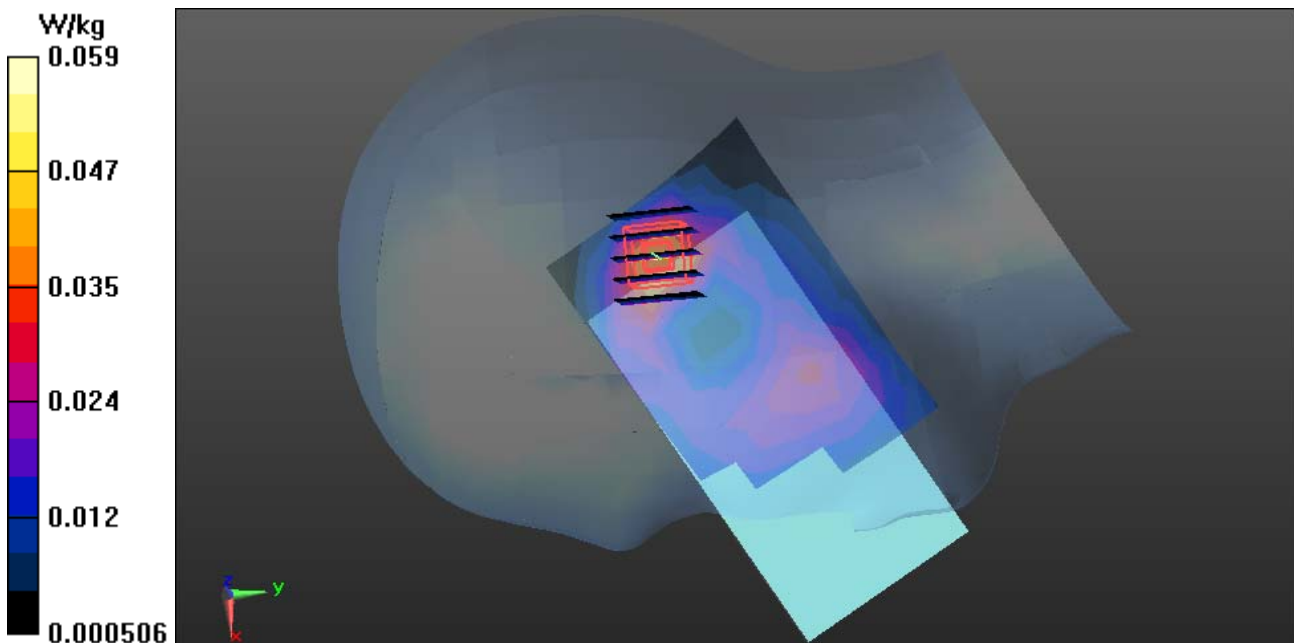
GSM1900/Right Head Tilted Low CH512/Zoom Scan (5x5x7)/Cube 0: Measurement grid: dx=8mm, dy=8mm, dz=5mm

Reference Value = 5.471 V/m; Power Drift = 0.00 dB

Peak SAR (extrapolated) = 0.0780 W/kg

SAR(1 g) = 0.040 W/kg; SAR(10 g) = 0.021 W/kg

Maximum value of SAR (measured) = 0.0588 W/kg





Test Laboratory: Compliance Certification Services Inc.

Date: 5/11/2014

GSM 1900-Left Head Cheek Low CH512

DUT: Mobile Phone; Type: D502P; Serial: 364600000000123

Communication System: Generic GSM; Communication System Band: PCS1900; Frequency: 1850.2 MHz; Duty Cycle: 1:8.30042

Medium parameters used (interpolated): $f = 1850.2$ MHz; $\sigma = 1.382$ S/m; $\epsilon_r = 38.62$; $\rho = 1000$ kg/m³

Room Ambient Temperature: 22°C; Liquid Temperature: 21.5°C

Phantom section: Left Section

Measurement Standard: DASYS (IEEE/IEC/ANSI C63.19-2007)

DASY Configuration:

- Probe: EX3DV4 - SN3798; ConvF(7.73, 7.73, 7.73); Calibrated: 7/26/2013;
- Sensor-Surface: 2mm (Mechanical Surface Detection)
- Electronics: DAE4 Sn1245; Calibrated: 7/25/2013
- Phantom: Twin SAM Phantom; Type: QD 000 P40 CD; Serial: 1609
- DASYS 52.8.5(1059);
- SEMCAD X Version 14.6.8 (7028)

GSM1900/Left Head Cheek Low CH512/Area Scan (7x12x1): Measurement grid: dx=15mm, dy=15mm

Maximum value of SAR (measured) = 0.109 W/kg


GSM1900/Left Head Cheek Low CH512/Zoom Scan (5x5x7)/Cube 0: Measurement grid: dx=8mm, dy=8mm, dz=5mm

Reference Value = 3.972 V/m; Power Drift = -0.13 dB

Peak SAR (extrapolated) = 0.141 W/kg

SAR(1 g) = 0.084 W/kg; SAR(10 g) = 0.051 W/kg

Maximum value of SAR (measured) = 0.111 W/kg





Test Laboratory: Compliance Certification Services Inc.

Date: 5/11/2014

GSM 1900-Left Head Tilted Low CH512

DUT: Mobile Phone; Type: D502P; Serial: 36460000000123

Communication System: Generic GSM; Communication System Band: PCS1900; Frequency: 1850.2 MHz; Duty Cycle: 1:8.30042

Medium parameters used (interpolated): $f = 1850.2$ MHz; $\sigma = 1.382$ S/m; $\epsilon_r = 38.62$; $\rho = 1000$ kg/m³

Room Ambient Temperature: 22°C; Liquid Temperature: 21.5°C

Phantom section: Left Section

Measurement Standard: DASYS (IEEE/IEC/ANSI C63.19-2007)

DASY Configuration:

- Probe: EX3DV4 - SN3798; ConvF(7.73, 7.73, 7.73); Calibrated: 7/26/2013;
- Sensor-Surface: 2mm (Mechanical Surface Detection)
- Electronics: DAE4 Sn1245; Calibrated: 7/25/2013
- Phantom: Twin SAM Phantom; Type: QD 000 P40 CD; Serial: 1609
- DASYS 52.8.5(1059);
- SEMCAD X Version 14.6.8 (7028)

GSM1900/Left Head Tilted Low CH512/Area Scan (8x10x1): Measurement grid: dx=15mm, dy=15mm

Maximum value of SAR (measured) = 0.0450 W/kg

GSM1900/Left Head Tilted Low CH512/Zoom Scan (5x5x7)/Cube 0: Measurement grid: dx=8mm,


dy=8mm, dz=5mm

Reference Value = 5.814 V/m; Power Drift = -0.11 dB

Peak SAR (extrapolated) = 0.0700 W/kg

SAR(1 g) = 0.036 W/kg; SAR(10 g) = 0.019 W/kg

Maximum value of SAR (measured) = 0.0523 W/kg





Test Laboratory: Compliance Certification Services Inc.

Date: 5/10/2014

WCDMA BandV-Right Head Cheek Low CH4132

DUT: Mobile Phone; Type: D502P; Serial: 364600000000123

Communication System: FDD WCDMA; Communication System Band: Band V; Frequency: 826.4 MHz; Duty Cycle: 1:1

Medium parameters used (interpolated): $f = 826.4$ MHz; $\sigma = 0.893$ S/m; $\epsilon_r = 43.359$; $\rho = 1000$ kg/m³

Room Ambient Temperature: 22°C; Liquid Temperature: 21.5°C

Phantom section: Right Section

Measurement Standard: DASYS (IEEE/IEC/ANSI C63.19-2007)

DASY Configuration:

- Probe: EX3DV4 - SN3798; ConvF(9.16, 9.16, 9.16); Calibrated: 7/26/2013;
- Sensor-Surface: 2mm (Mechanical Surface Detection)
- Electronics: DAE4 Sn1245; Calibrated: 7/25/2013
- Phantom: Twin SAM Phantom; Type: QD 000 P40 CD; Serial: 1609
- DASYS 52.8.5(1059);
- SEMCAD X Version 14.6.8 (7028)

WVDMA Band V/Right Head Cheek Low CH4132/Area Scan (8x12x1):

Measurement grid: dx=15mm, dy=15mm Maximum value of SAR (measured) = 0.244 W/kg

WVDMA Band V/Right Head Cheek Low CH4132/Zoom Scan (5x5x7)/Cube 0: Measurement grid:


dx=8mm, dy=8mm, dz=5mm

Reference Value = 6.321 V/m; Power Drift = 0.08 dB

Peak SAR (extrapolated) = 0.270 W/kg

SAR(1 g) = 0.219 W/kg; SAR(10 g) = 0.172 W/kg

Maximum value of SAR (measured) = 0.245 W/kg





Test Laboratory: Compliance Certification Services Inc.

Date: 5/10/2014

WCDMA BandV-Right Head Tilted Low CH4132

DUT: Mobile Phone; Type: D502P; Serial: 364600000000123

Communication System: FDD WCDMA; Communication System Band: Band V; Frequency: 826.4 MHz; Duty Cycle: 1:1

Medium parameters used (interpolated): $f = 826.4$ MHz; $\sigma = 0.893$ S/m; $\epsilon_r = 43.359$; $\rho = 1000$ kg/m³

Room Ambient Temperature: 22°C; Liquid Temperature: 21.5°C

Phantom section: Right Section

Measurement Standard: DASYS (IEEE/IEC/ANSI C63.19-2007)

DASY Configuration:

- Probe: EX3DV4 - SN3798; ConvF(9.16, 9.16, 9.16); Calibrated: 7/26/2013;
- Sensor-Surface: 2mm (Mechanical Surface Detection)
- Electronics: DAE4 Sn1245; Calibrated: 7/25/2013
- Phantom: Twin SAM Phantom; Type: QD 000 P40 CD; Serial: 1609
- DASYS 52.8.5(1059);
- SEMCAD X Version 14.6.8 (7028)

WVDMA Band V/Right Head Tilted Low CH4132/Area Scan (8x12x1):

Measurement grid: dx=15mm, dy=15mm Maximum value of SAR (measured) = 0.189 W/kg

WVDMA Band V/Right Head Tilted Low CH4132/Zoom Scan (5x5x7)/Cube 0: Measurement grid:


dx=8mm, dy=8mm, dz=5mm

Reference Value = 10.798 V/m; Power Drift = 0.08 dB

Peak SAR (extrapolated) = 0.201 W/kg

SAR(1 g) = 0.165 W/kg; SAR(10 g) = 0.129 W/kg

Maximum value of SAR (measured) = 0.186 W/kg





Test Laboratory: Compliance Certification Services Inc.

Date: 5/10/2014

WCDMA BandV-Left Head Cheek Low CH4132

DUT: Mobile Phone; Type: D502P; Serial: 364600000000123

Communication System: FDD WCDMA; Communication System Band: Band V; Frequency: 826.4 MHz; Duty Cycle: 1:1

Medium parameters used (interpolated): $f = 826.4$ MHz; $\sigma = 0.893$ S/m; $\epsilon_r = 43.359$; $\rho = 1000$ kg/m³

Room Ambient Temperature: 22°C; Liquid Temperature: 21.5°C

Phantom section: Left Section

Measurement Standard: DASYS (IEEE/IEC/ANSI C63.19-2007)

DASY Configuration:

- Probe: EX3DV4 - SN3798; ConvF(9.16, 9.16, 9.16); Calibrated: 7/26/2013;
- Sensor-Surface: 2mm (Mechanical Surface Detection)
- Electronics: DAE4 Sn1245; Calibrated: 7/25/2013
- Phantom: Twin SAM Phantom; Type: QD 000 P40 CD; Serial: 1609
- DASYS 52.8.5(1059);
- SEMCAD X Version 14.6.8 (7028)

WCDMA Band V/Left Head Cheek Low CH4132/Area Scan (8x12x1):

Measurement grid: dx=15mm, dy=15mm Maximum value of SAR (measured) = 0.240 W/kg

WCDMA Band V/Left Head Cheek Low CH4132/Zoom Scan (5x5x7)/Cube 0: Measurement grid:


dx=8mm, dy=8mm, dz=5mm

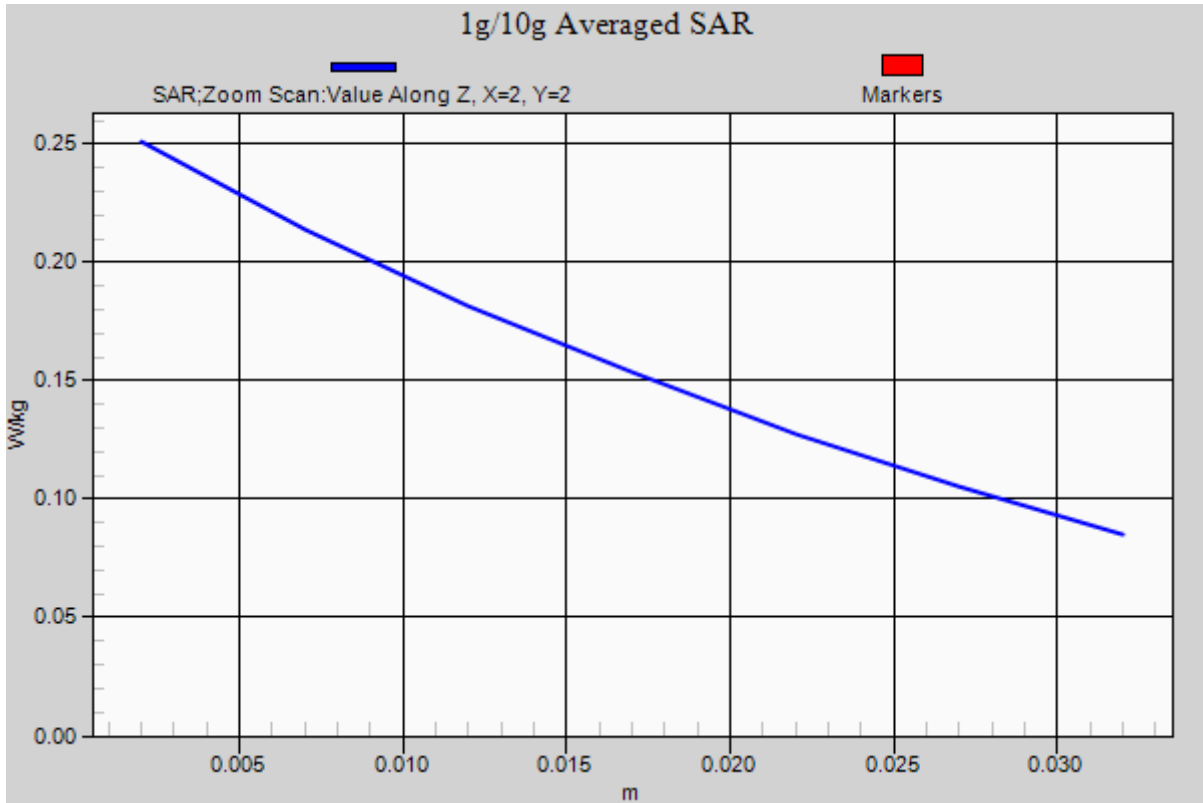
Reference Value = 6.192 V/m; Power Drift = -0.04 dB

Peak SAR (extrapolated) = 0.268 W/kg

SAR(1 g) = 0.226 W/kg; SAR(10 g) = 0.181 W/kg

Maximum value of SAR (measured) = 0.251 W/kg







Test Laboratory: Compliance Certification Services Inc.

Date: 5/10/2014

WCDMA BandV-Left Head Tilted Low CH4132

DUT: Mobile Phone; Type: D502P; Serial: 364600000000123

Communication System: FDD WCDMA; Communication System Band: Band V; Frequency: 826.4 MHz; Duty Cycle: 1:1

Medium parameters used (interpolated): $f = 826.4$ MHz; $\sigma = 0.893$ S/m; $\epsilon_r = 43.359$; $\rho = 1000$ kg/m³

Room Ambient Temperature: 22°C; Liquid Temperature: 21.5°C

Phantom section: Left Section

Measurement Standard: DASYS (IEEE/IEC/ANSI C63.19-2007)

DASY Configuration:

- Probe: EX3DV4 - SN3798; ConvF(9.16, 9.16, 9.16); Calibrated: 7/26/2013;
- Sensor-Surface: 2mm (Mechanical Surface Detection)
- Electronics: DAE4 Sn1245; Calibrated: 7/25/2013
- Phantom: Twin SAM Phantom; Type: QD 000 P40 CD; Serial: 1609
- DASYS 52.8.5(1059);
- SEMCAD X Version 14.6.8 (7028)

WCDMA Band V/Left Head Tilted Low CH4132/Area Scan (8x12x1):

Measurement grid: dx=15mm, dy=15mm Maximum value of SAR (measured) = 0.163 W/kg

WCDMA Band V/Left Head Tilted Low CH4132/Zoom Scan (6x6x7)/Cube 0: Measurement grid:


dx=8mm, dy=8mm, dz=5mm

Reference Value = 9.748 V/m; Power Drift = -0.18 dB

Peak SAR (extrapolated) = 0.180 W/kg

SAR(1 g) = 0.149 W/kg; SAR(10 g) = 0.118 W/kg

Maximum value of SAR (measured) = 0.167 W/kg





Test Laboratory: Compliance Certification Services Inc.

Date: 5/15/2014

WIFI-Right Head Cheek Middle CH6

DUT: Mobile Phone; Type: D502P; Serial: 36460000000123

Communication System: IEEE 802.11b; Communication System Band: ISM 2.4GHz Band; Frequency: 2437 MHz; Duty Cycle: 1:1

Medium parameters used: $f = 2437$ MHz; $\sigma = 1.803$ S/m; $\epsilon_r = 38.877$; $\rho = 1000$ kg/m³

Room Ambient Temperature: 22°C; Liquid Temperature: 21.5°C

Phantom section: Right Section

Measurement Standard: DASYS (IEEE/IEC/ANSI C63.19-2007)

DASY Configuration:

- Probe: EX3DV4 - SN3798; ConvF(7.08, 7.08, 7.08); Calibrated: 7/26/2013;
- Sensor-Surface: 1.4mm (Mechanical Surface Detection)
- Electronics: DAE4 Sn1245; Calibrated: 7/25/2013
- Phantom: Twin SAM Phantom; Type: QD 000 P40 CD; Serial: 1609
- DASYS 52.8.5(1059);
- SEMCAD X Version 14.6.8 (7028)

WIFI/IEEE802.11b Right Head Cheek Middle CH6/Area Scan (8x9x1):

Measurement grid: dx=12mm, dy=12mm Maximum value of SAR (measured) = 0.0121 W/kg

WIFI/IEEE802.11b Right Head Cheek Middle CH6/Zoom Scan (8x8x7)/Cube 0:


Measurement grid: dx=5mm, dy=5mm, dz=5mm

Reference Value = 2.668 V/m; Power Drift = -0.05 dB

Peak SAR (extrapolated) = 0.0240 W/kg

SAR(1 g) = 0.0088 W/kg; SAR(10 g) = 0.0027 W/kg

Maximum value of SAR (measured) = 0.0176 W/kg





Test Laboratory: Compliance Certification Services Inc.

Date: 5/15/2014

WIFI-Right Head Tilted Middle CH6

DUT: Mobile Phone; Type: D502P; Serial: 36460000000123

Communication System: IEEE 802.11b; Communication System Band: ISM 2.4GHz Band; Frequency: 2437 MHz; Duty Cycle: 1:1

Medium parameters used: $f = 2437$ MHz; $\sigma = 1.803$ S/m; $\epsilon_r = 38.877$; $\rho = 1000$ kg/m³

Room Ambient Temperature: 22°C; Liquid Temperature: 21.5°C

Phantom section: Right Section

Measurement Standard: DASYS (IEEE/IEC/ANSI C63.19-2007)

DASY Configuration:

- Probe: EX3DV4 - SN3798; ConvF(7.08, 7.08, 7.08); Calibrated: 7/26/2013;
- Sensor-Surface: 1.4mm (Mechanical Surface Detection)
- Electronics: DAE4 Sn1245; Calibrated: 7/25/2013
- Phantom: Twin SAM Phantom; Type: QD 000 P40 CD; Serial: 1609
- DASYS 52.8.5(1059);
- SEMCAD X Version 14.6.8 (7028)

WIFI/IEEE802.11b Right Head Tilted Middle CH6/Area Scan (8x9x1):

Measurement grid: dx=12mm, dy=12mm Maximum value of SAR (measured) = 0.00878 W/kg

WIFI/IEEE802.11b Right Head Tilted Middle CH6/Zoom Scan (7x7x7)/Cube 0: Measurement grid:


dx=5mm, dy=5mm, dz=5mm

Reference Value = 2.118 V/m; Power Drift = -0.12 dB

Peak SAR (extrapolated) = 0.0120 W/kg

SAR(1 g) = 0.00428 W/kg; SAR(10 g) = 0.00153 W/kg

Maximum value of SAR (measured) = 0.00875 W/kg





Test Laboratory: Compliance Certification Services Inc.

Date: 5/15/2014

WIFI-Left Head Cheek Middle CH6

DUT: Mobile Phone; Type: D502P; Serial: 36460000000123

Communication System: IEEE 802.11b; Communication System Band: ISM 2.4GHz Band; Frequency: 2437 MHz; Duty Cycle: 1:1

Medium parameters used: $f = 2437$ MHz; $\sigma = 1.803$ S/m; $\epsilon_r = 38.877$; $\rho = 1000$ kg/m³

Room Ambient Temperature: 22°C; Liquid Temperature: 21.5°C

Phantom section: Left Section

Measurement Standard: DASYS (IEEE/IEC/ANSI C63.19-2007)

DASY Configuration:

- Probe: EX3DV4 - SN3798; ConvF(7.08, 7.08, 7.08); Calibrated: 7/26/2013;
- Sensor-Surface: 1.4mm (Mechanical Surface Detection)
- Electronics: DAE4 Sn1245; Calibrated: 7/25/2013
- Phantom: Twin SAM Phantom; Type: QD 000 P40 CD; Serial: 1609
- DASYS 52.8.5(1059);
- SEMCAD X Version 14.6.8 (7028)

WIFI/IEEE802.11b Left Head Cheek Middle CH6/Area Scan (8x9x1):

Measurement grid: dx=12mm, dy=12mm Maximum value of SAR (measured) = 0.0320 W/kg

WIFI/IEEE802.11b Left Head Cheek Middle CH6/Zoom Scan (8x8x7)/Cube 0: Measurement grid:

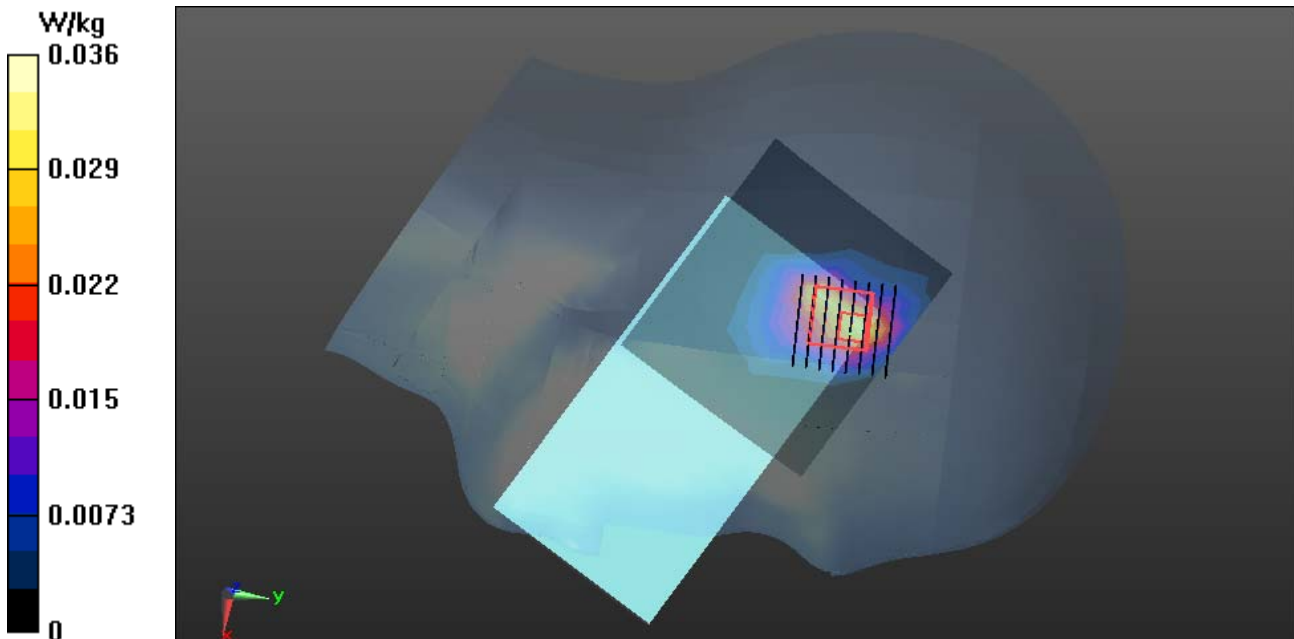
dx=5mm, dy=5mm, dz=5mm

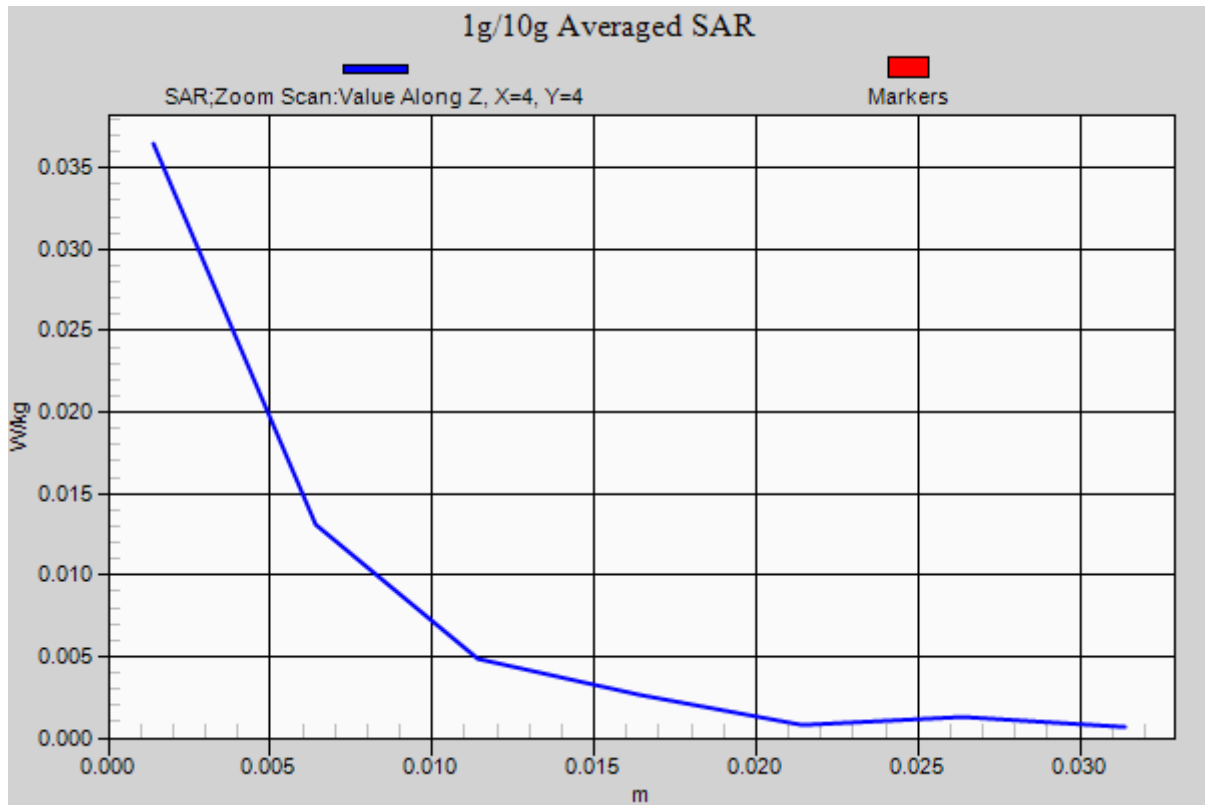
Reference Value = 2.046 V/m; Power Drift = 0.11 dB

Peak SAR (extrapolated) = 0.0590 W/kg

SAR(1 g) = 0.019 W/kg; SAR(10 g) = 0.00894 W/kg

Maximum value of SAR (measured) = 0.0365 W/kg







Test Laboratory: Compliance Certification Services Inc.

Date: 5/15/2014

WIFI-Left Head Tilted Middle CH6

DUT: Mobile Phone; Type: D502P; Serial: 36460000000123

Communication System: IEEE 802.11b; Communication System Band: ISM 2.4GHz Band; Frequency: 2437 MHz; Duty Cycle: 1:1

Medium parameters used: $f = 2437$ MHz; $\sigma = 1.803$ S/m; $\epsilon_r = 38.877$; $\rho = 1000$ kg/m³

Room Ambient Temperature: 22°C; Liquid Temperature: 21.5°C

Phantom section: Left Section

Measurement Standard: DASYS (IEEE/IEC/ANSI C63.19-2007)

DASY Configuration:

- Probe: EX3DV4 - SN3798; ConvF(7.08, 7.08, 7.08); Calibrated: 7/26/2013;
- Sensor-Surface: 1.4mm (Mechanical Surface Detection)
- Electronics: DAE4 Sn1245; Calibrated: 7/25/2013
- Phantom: Twin SAM Phantom; Type: QD 000 P40 CD; Serial: 1609
- DASYS 52.8.5(1059);
- SEMCAD X Version 14.6.8 (7028)

WIFI/IEEE802.11b Left Head Tilted Middle CH6/Area Scan (9x9x1):

Measurement grid: dx=12mm, dy=12mm Maximum value of SAR (measured) = 0.0168 W/kg

WIFI/IEEE802.11b Left Head Tilted Middle CH6/Zoom Scan (7x8x7)/Cube 0: Measurement grid:


dx=5mm, dy=5mm, dz=5mm

Reference Value = 1.631 V/m; Power Drift = 0.08 dB

Peak SAR (extrapolated) = 0.0270 W/kg

SAR(1 g) = 0.00824 W/kg; SAR(10 g) = 0.00374 W/kg

Maximum value of SAR (measured) = 0.0174 W/kg





Test Laboratory: Compliance Certification Services Inc.

Date: 5/10/2014

GPRS 850-Body Front High CH251

DUT: Mobile Phone; Type: D502P; Serial: 36460000000123

Communication System: Generic GPRS; Communication System Band: GPRS850; Frequency: 848.8 MHz; Duty Cycle: 1:2.77332

Medium parameters used: $f = 849$ MHz; $\sigma = 0.988$ S/m; $\epsilon_r = 54.191$; $\rho = 1000$ kg/m³

Room Ambient Temperature: 22°C; Liquid Temperature: 21.5°C

Phantom section: Flat Section

Measurement Standard: DASYS (IEEE/IEC/ANSI C63.19-2007)

DASY Configuration:

- Probe: EX3DV4 - SN3798; ConvF(9.27, 9.27, 9.27); Calibrated: 7/26/2013;
- Sensor-Surface: 2mm (Mechanical Surface Detection)
- Electronics: DAE4 Sn1245; Calibrated: 7/25/2013
- Phantom: Twin SAM Phantom; Type: QD 000 P40 CD; Serial: 1609
- DASYS 52.8.5(1059);
- SEMCAD X Version 14.6.8 (7028)

GPRS 850/GPRS850 Body Front High CH251/Area Scan (13x8x1):

Measurement grid: dx=15mm, dy=15mm Maximum value of SAR (measured) = 0.682 W/kg

GPRS 850/GPRS850 Body Front High CH251/Zoom Scan (5x5x7)/Cube 0: Measurement grid:

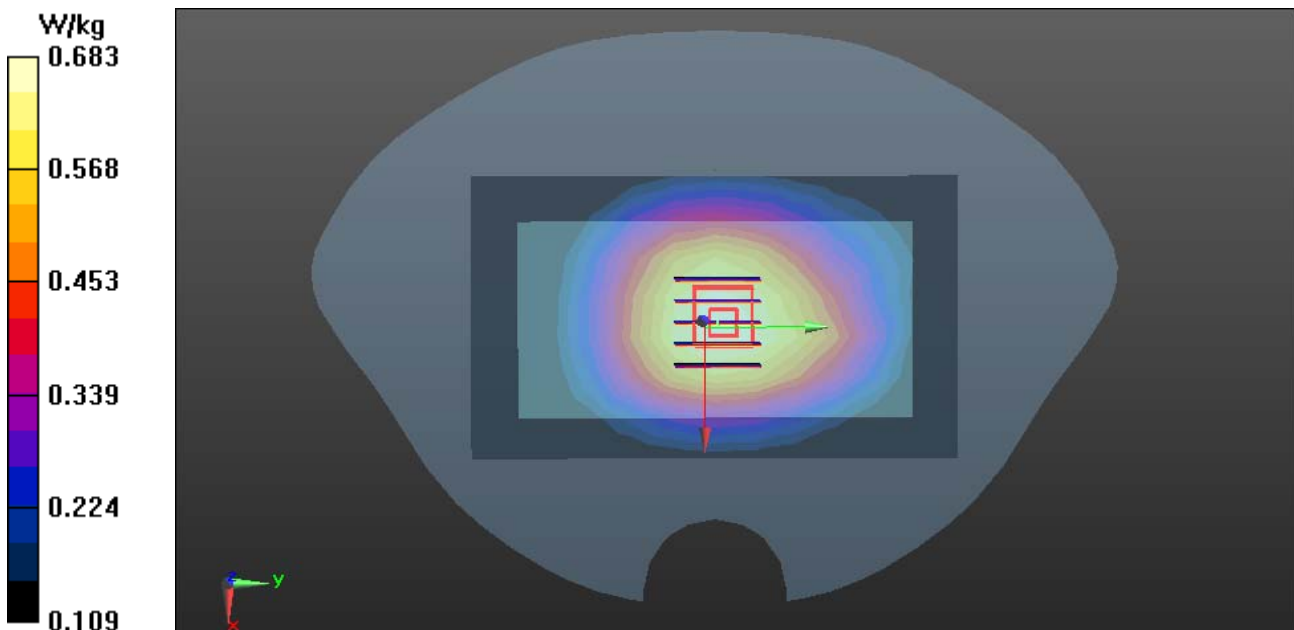
dx=8mm, dy=8mm, dz=5mm

Reference Value = 27.028 V/m; Power Drift = 0.00 dB

Peak SAR (extrapolated) = 0.755 W/kg

SAR(1 g) = 0.601 W/kg; SAR(10 g) = 0.465 W/kg

Maximum value of SAR (measured) = 0.683 W/kg





Test Laboratory: Compliance Certification Services Inc.

Date: 5/10/2014

GPRS 850-Body Rear Low CH128

DUT: Mobile Phone; Type: D502P; Serial: 364600000000123

Communication System: Generic GPRS; Communication System Band: GPRS850; Frequency: 824.2 MHz; Duty Cycle: 1:2.77332

Medium parameters used (interpolated): $f = 824.2$ MHz; $\sigma = 0.956$ S/m; $\epsilon_r = 54.68$; $\rho = 1000$ kg/m³

Room Ambient Temperature: 22°C; Liquid Temperature: 21.5°C

Phantom section: Flat Section

Measurement Standard: DASYS (IEEE/IEC/ANSI C63.19-2007)

DASY Configuration:

- Probe: EX3DV4 - SN3798; ConvF(9.27, 9.27, 9.27); Calibrated: 7/26/2013;
- Sensor-Surface: 2mm (Mechanical Surface Detection)
- Electronics: DAE4 Sn1245; Calibrated: 7/25/2013
- Phantom: Twin SAM Phantom; Type: QD 000 P40 CD; Serial: 1609
- DASY52 52.8.5(1059);
- SEMCAD X Version 14.6.8 (7028)

GPRS 850/GPRS850 Body Rear Low CH128/Area Scan (11x7x1):

Measurement grid: dx=15mm, dy=15mm Maximum value of SAR (measured) = 0.851 W/kg

GPRS 850/GPRS850 Body Rear Low CH128/Zoom Scan (5x5x7)/Cube 0: Measurement grid:

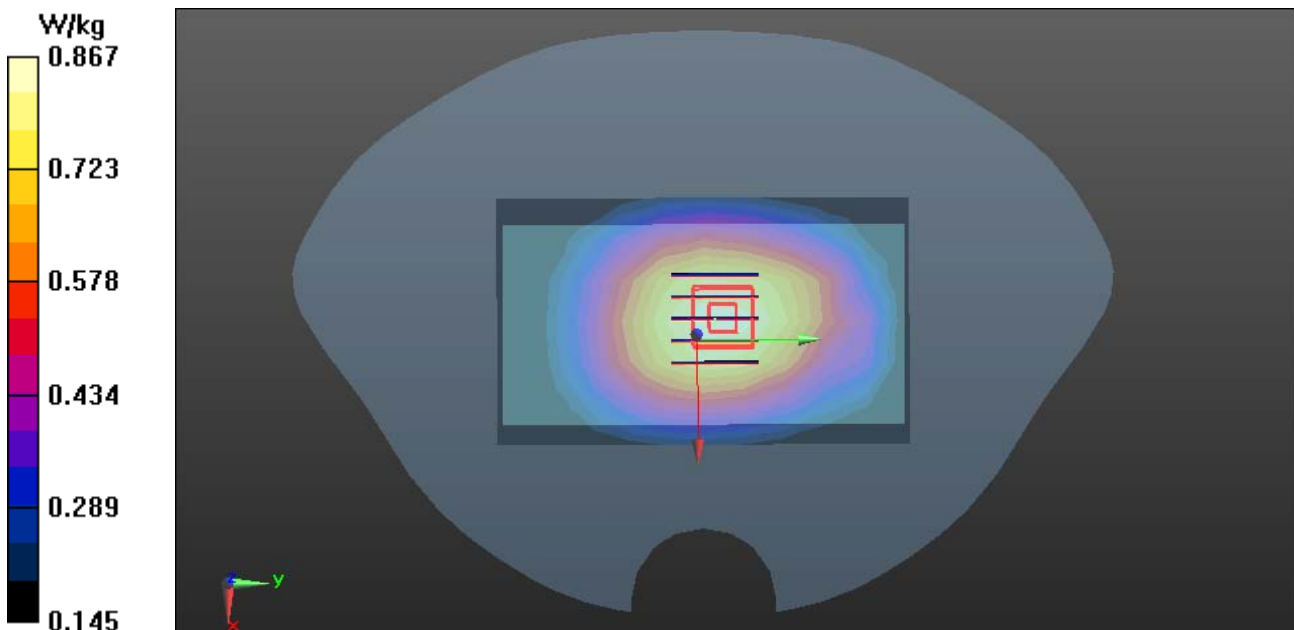
dx=8mm, dy=8mm, dz=5mm

Reference Value = 17.986 V/m; Power Drift = 0.08 dB

Peak SAR (extrapolated) = 0.943 W/kg

SAR(1 g) = 0.758 W/kg; SAR(10 g) = 0.588 W/kg

Maximum value of SAR (measured) = 0.867 W/kg





Test Laboratory: Compliance Certification Services Inc.

Date: 5/10/2014

GPRS 850-Body Rear Middle CH190

DUT: Mobile Phone; Type: D502P; Serial: 364600000000123

Communication System: Generic GPRS; Communication System Band: GPRS850; Frequency: 836.6 MHz; Duty Cycle: 1:2.77332

Medium parameters used: $f = 837$ MHz; $\sigma = 0.97$ S/m; $\epsilon_r = 54.425$; $\rho = 1000$ kg/m³

Room Ambient Temperature: 22°C; Liquid Temperature: 21.5°C

Phantom section: Flat Section

Measurement Standard: DASYS (IEEE/IEC/ANSI C63.19-2007)

DASY Configuration:

- Probe: EX3DV4 - SN3798; ConvF(9.27, 9.27, 9.27); Calibrated: 7/26/2013;
- Sensor-Surface: 2mm (Mechanical Surface Detection)
- Electronics: DAE4 Sn1245; Calibrated: 7/25/2013
- Phantom: Twin SAM Phantom; Type: QD 000 P40 CD; Serial: 1609
- DASYS 52.8.5(1059);
- SEMCAD X Version 14.6.8 (7028)

GPRS 850/GPRS850 Body Rear Middle CH190/Area Scan (11x7x1):

Measurement grid: dx=15mm, dy=15mm Maximum value of SAR (measured) = 1.04 W/kg

GPRS 850/GPRS850 Body Rear Middle CH190/Zoom Scan (5x5x7)/Cube 0: Measurement grid:

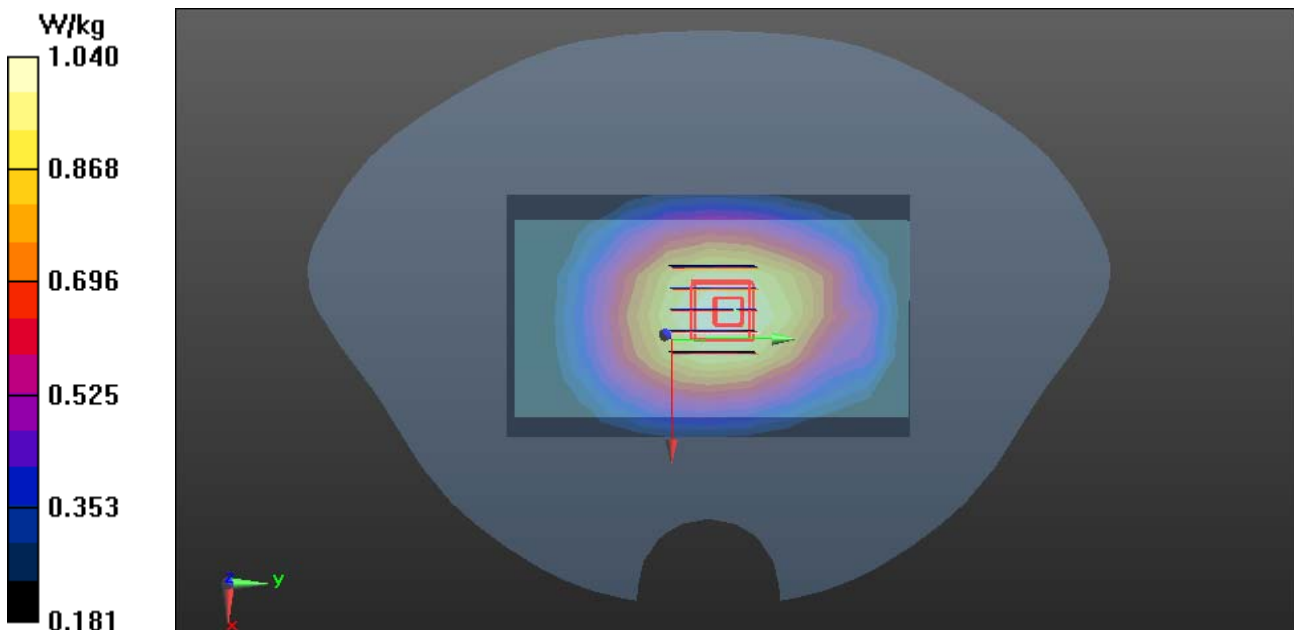
dx=8mm, dy=8mm, dz=5mm

Reference Value = 16.790 V/m; Power Drift = 0.07 dB

Peak SAR (extrapolated) = 1.14 W/kg

SAR(1 g) = 0.917 W/kg; SAR(10 g) = 0.710 W/kg

Maximum value of SAR (measured) = 1.04 W/kg





Test Laboratory: Compliance Certification Services Inc.

Date: 5/10/2014

GPRS 850-Body Rear High CH251

DUT: Mobile Phone; Type: D502P; Serial: 364600000000123

Communication System: Generic GPRS; Communication System Band: GPRS850; Frequency: 848.8 MHz; Duty Cycle: 1:2.77332

Medium parameters used: $f = 849$ MHz; $\sigma = 0.988$ S/m; $\epsilon_r = 54.191$; $\rho = 1000$ kg/m³

Room Ambient Temperature: 22°C; Liquid Temperature: 21.5°C

Phantom section: Flat Section

Measurement Standard: DASYS (IEEE/IEC/ANSI C63.19-2007)

DASY Configuration:

- Probe: EX3DV4 - SN3798; ConvF(9.27, 9.27, 9.27); Calibrated: 7/26/2013;
- Sensor-Surface: 2mm (Mechanical Surface Detection)
- Electronics: DAE4 Sn1245; Calibrated: 7/25/2013
- Phantom: Twin SAM Phantom; Type: QD 000 P40 CD; Serial: 1609
- DASYS 52.8.5(1059);
- SEMCAD X Version 14.6.8 (7028)

GPRS 850/GPRS850 Body Rear High CH251/Area Scan (11x7x1):

Measurement grid: $dx=15$ mm, $dy=15$ mm Maximum value of SAR (measured) = 1.14 W/kg

GPRS 850/GPRS850 Body Rear High CH251/Zoom Scan (5x5x7)/Cube 0: Measurement grid:

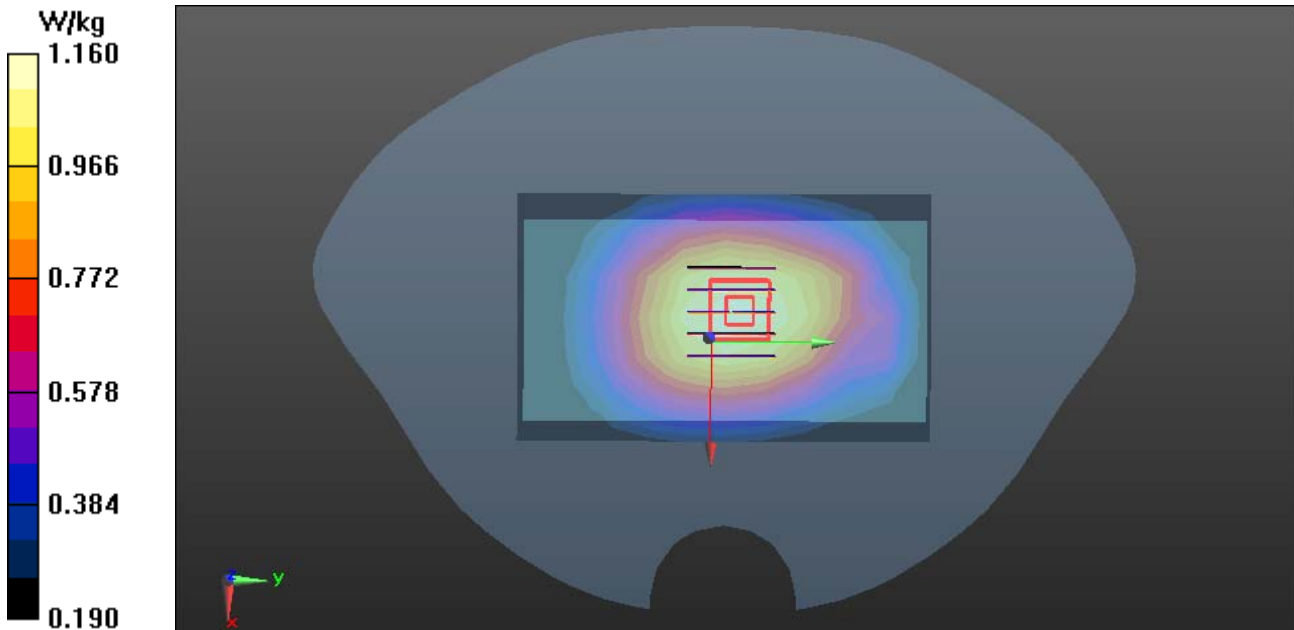
$dx=8$ mm, $dy=8$ mm, $dz=5$ mm

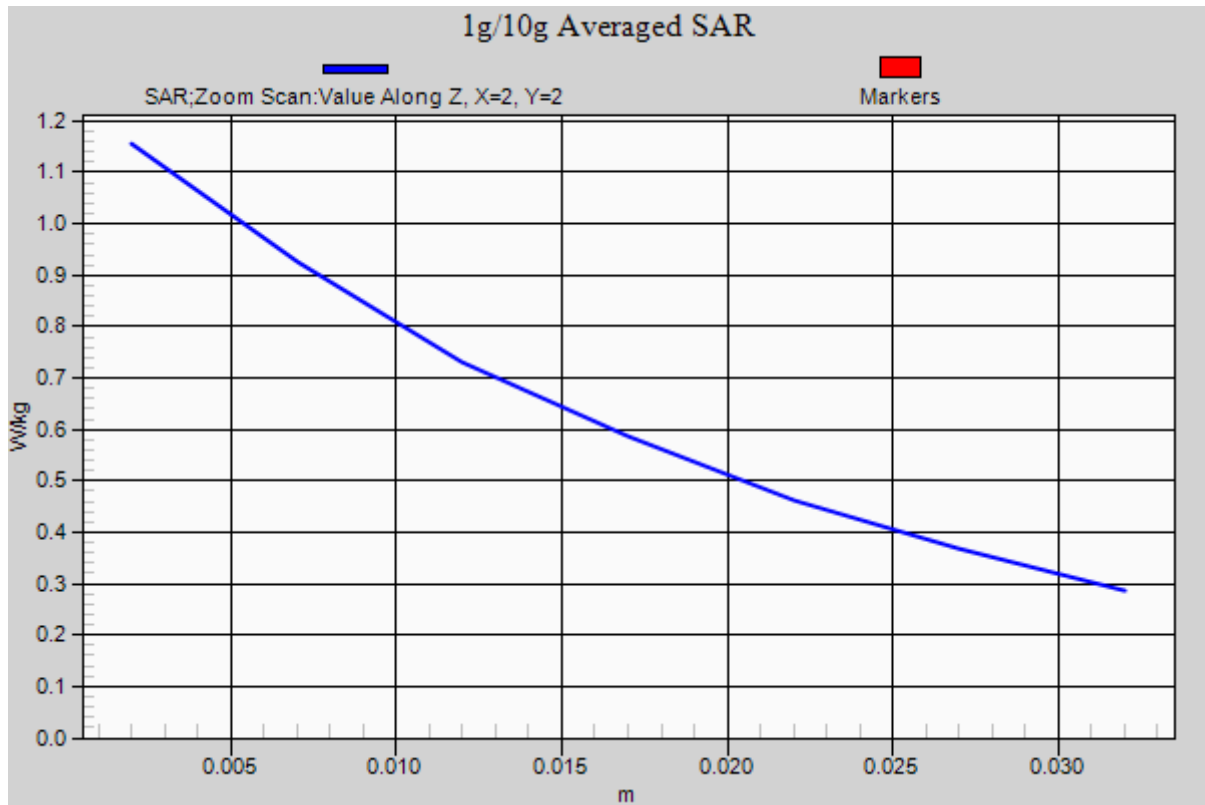
Reference Value = 34.900 V/m; Power Drift = 0.04 dB

Peak SAR (extrapolated) = 1.27 W/kg

SAR(1 g) = 1.02 W/kg; SAR(10 g) = 0.786 W/kg

Maximum value of SAR (measured) = 1.16 W/kg







Test Laboratory: Compliance Certification Services Inc.

Date: 5/10/2014

GPRS 850-Body-Right High CH251

DUT: Mobile Phone; Type: D502P; Serial: 364600000000123

Communication System: Generic GPRS; Communication System Band: GPRS850; Frequency: 848.8 MHz; Duty Cycle: 1:2.77332

Medium parameters used: $f = 849 \text{ MHz}$; $\sigma = 0.988 \text{ S/m}$; $\epsilon_r = 54.191$; $\rho = 1000 \text{ kg/m}^3$

Room Ambient Temperature: 22°C; Liquid Temperature: 21.5°C

Phantom section: Flat Section

Measurement Standard: DASYS (IEEE/IEC/ANSI C63.19-2007)

DASY Configuration:

- Probe: EX3DV4 - SN3798; ConvF(9.27, 9.27, 9.27); Calibrated: 7/26/2013;
- Sensor-Surface: 1.4mm (Mechanical Surface Detection)
- Electronics: DAE4 Sn1245; Calibrated: 7/25/2013
- Phantom: Twin SAM Phantom; Type: QD 000 P40 CD; Serial: 1609
- DASYS 52.8.5(1059);
- SEMCAD X Version 14.6.8 (7028)

GPRS 850/GPRS850 Body Right High CH251/Area Scan (12x6x1):

Measurement grid: $dx=15\text{mm}$, $dy=15\text{mm}$ Maximum value of SAR (measured) = 0.801 W/kg

GPRS 850/GPRS850 Body Right High CH251/Zoom Scan (5x5x7)/Cube 0: Measurement grid:

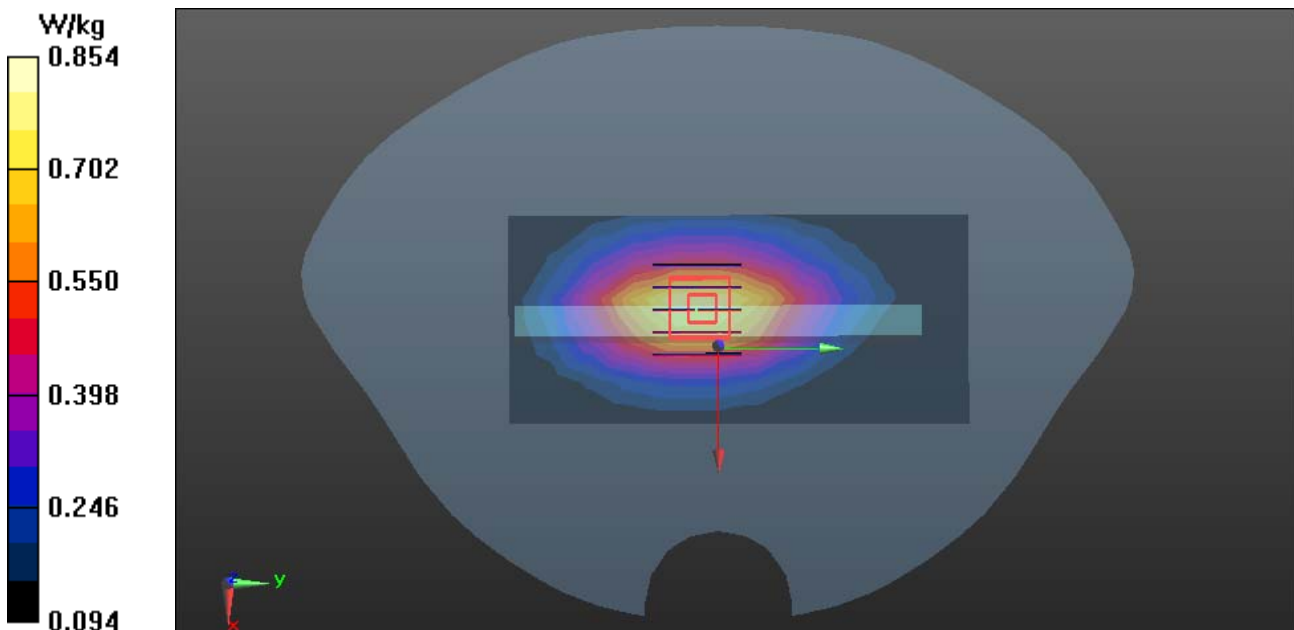
$dx=8\text{mm}$, $dy=8\text{mm}$, $dz=5\text{mm}$

Reference Value = 30.125 V/m; Power Drift = 0.05 dB

Peak SAR (extrapolated) = 0.964 W/kg

SAR(1 g) = 0.660 W/kg; SAR(10 g) = 0.456 W/kg

Maximum value of SAR (measured) = 0.854 W/kg





Test Laboratory: Compliance Certification Services Inc.

Date: 5/10/2014

GPRS 850-Body-Left High CH251

DUT: Mobile Phone; Type: D502P; Serial: 364600000000123

Communication System: Generic GPRS; Communication System Band: GPRS850; Frequency: 848.8 MHz; Duty Cycle: 1:2.77332

Medium parameters used: $f = 849$ MHz; $\sigma = 0.988$ S/m; $\epsilon_r = 54.191$; $\rho = 1000$ kg/m³

Room Ambient Temperature: 22°C; Liquid Temperature: 21.5°C

Phantom section: Flat Section

Measurement Standard: DASYS (IEEE/IEC/ANSI C63.19-2007)

DASY Configuration:

- Probe: EX3DV4 - SN3798; ConvF(9.27, 9.27, 9.27); Calibrated: 7/26/2013;
- Sensor-Surface: 1.4mm (Mechanical Surface Detection)
- Electronics: DAE4 Sn1245; Calibrated: 7/25/2013
- Phantom: Twin SAM Phantom; Type: QD 000 P40 CD; Serial: 1609
- DASYS 52.8.5(1059);
- SEMCAD X Version 14.6.8 (7028)

GPRS 850/GPRS850 Body Left High CH251/Area Scan (12x6x1):

Measurement grid: dx=15mm, dy=15mm Maximum value of SAR (measured) = 0.775 W/kg

GPRS 850/GPRS850 Body Left High CH251/Zoom Scan (5x5x7)/Cube 0: Measurement grid:

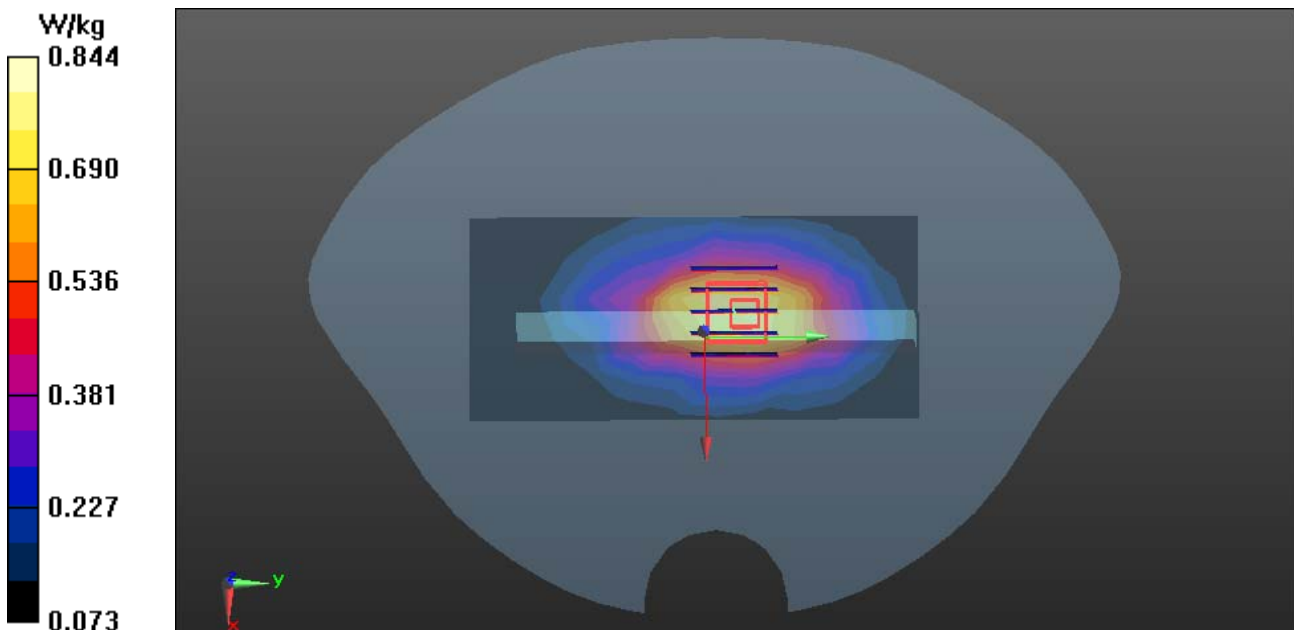
dx=8mm, dy=8mm, dz=5mm

Reference Value = 31.071 V/m; Power Drift = -0.07 dB

Peak SAR (extrapolated) = 0.977 W/kg

SAR(1 g) = 0.647 W/kg; SAR(10 g) = 0.439 W/kg

Maximum value of SAR (measured) = 0.844 W/kg





Test Laboratory: Compliance Certification Services Inc.

Date: 5/10/2014

GPRS 850-Body-Bottom High CH251

DUT: Mobile Phone; Type: D502P; Serial: 364600000000123

Communication System: Generic GPRS; Communication System Band: GPRS850; Frequency: 848.8 MHz; Duty Cycle: 1:2.77332

Medium parameters used: $f = 849$ MHz; $\sigma = 0.988$ S/m; $\epsilon_r = 54.191$; $\rho = 1000$ kg/m³

Room Ambient Temperature: 22°C; Liquid Temperature: 21.5°C

Phantom section: Flat Section

Measurement Standard: DASYS (IEEE/IEC/ANSI C63.19-2007)

DASY Configuration:

- Probe: EX3DV4 - SN3798; ConvF(9.27, 9.27, 9.27); Calibrated: 7/26/2013;
- Sensor-Surface: 1.4mm (Mechanical Surface Detection)
- Electronics: DAE4 Sn1245; Calibrated: 7/25/2013
- Phantom: Twin SAM Phantom; Type: QD 000 P40 CD; Serial: 1609
- DASYS 52.8.5(1059);
- SEMCAD X Version 14.6.8 (7028)

GPRS 850/GPRS850 Body Bottom High CH251/Area Scan (9x6x1):

Measurement grid: dx=15mm, dy=15mm Maximum value of SAR (measured) = 0.167 W/kg

GPRS 850/GPRS850 Body Bottom High CH251/Zoom Scan (5x5x7)/Cube 0: Measurement grid:

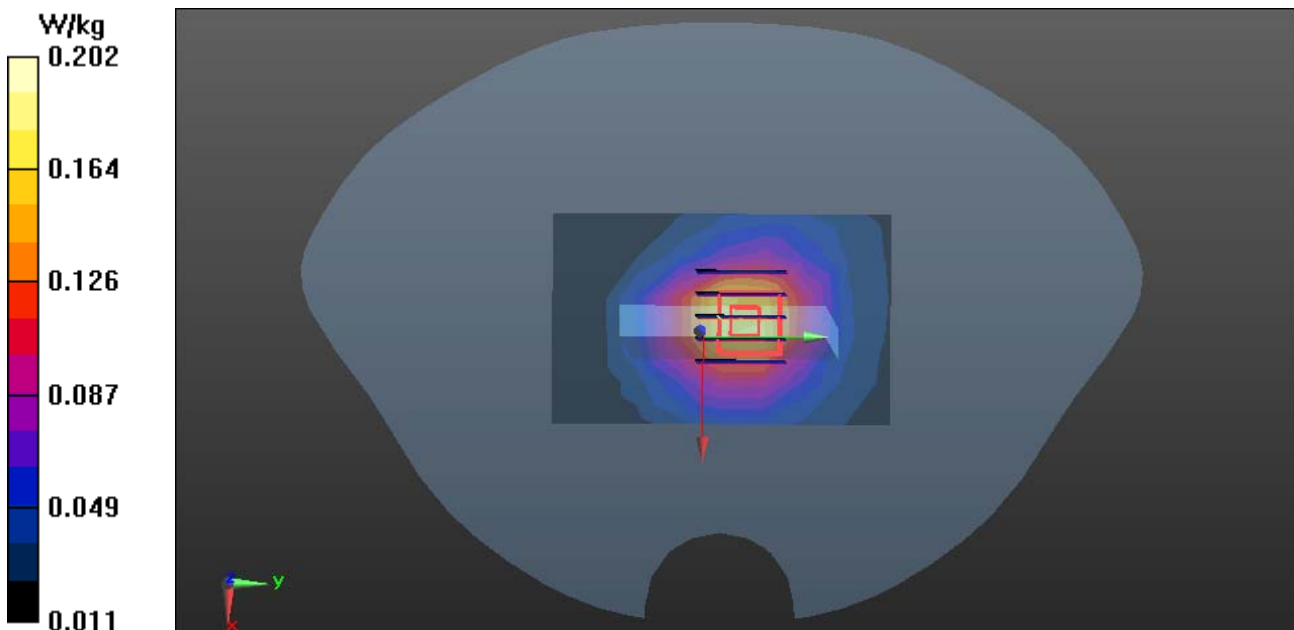
dx=8mm, dy=8mm, dz=5mm

Reference Value = 15.184 V/m; Power Drift = -0.13 dB

Peak SAR (extrapolated) = 0.253 W/kg

SAR(1 g) = 0.144 W/kg; SAR(10 g) = 0.093 W/kg

Maximum value of SAR (measured) = 0.202 W/kg





Test Laboratory: Compliance Certification Services Inc.

Date: 5/10/2014

GSM 850-Body Rear HighCH251

DUT: Mobile Phone; Type: D502P; Serial: 364600000000123

Communication System: Generic GSM; Communication System Band: GSM850; Frequency: 848.8 MHz; Duty Cycle: 1:8.30042

Medium parameters used: $f = 849$ MHz; $\sigma = 0.988$ S/m; $\epsilon_r = 54.191$; $\rho = 1000$ kg/m³

Room Ambient Temperature: 22°C; Liquid Temperature: 21.5°C

Phantom section: Flat Section

Measurement Standard: DASYS (IEEE/IEC/ANSI C63.19-2007)

DASY Configuration:

- Probe: EX3DV4 - SN3798; ConvF(9.27, 9.27, 9.27); Calibrated: 7/26/2013;
- Sensor-Surface: 2mm (Mechanical Surface Detection)
- Electronics: DAE4 Sn1245; Calibrated: 7/25/2013
- Phantom: Twin SAM Phantom; Type: QD 000 P40 CD; Serial: 1609
- DASYS 52.8.5(1059);
- SEMCAD X Version 14.6.8 (7028)

GSM 850/GSM850 Body Rear HighCH251/Area Scan (13x8x1):

Measurement grid: dx=15mm, dy=15mm Maximum value of SAR (measured) = 0.620 W/kg

GSM 850/GSM850 Body Rear HighCH251/Zoom Scan (5x5x7)/Cube 0:

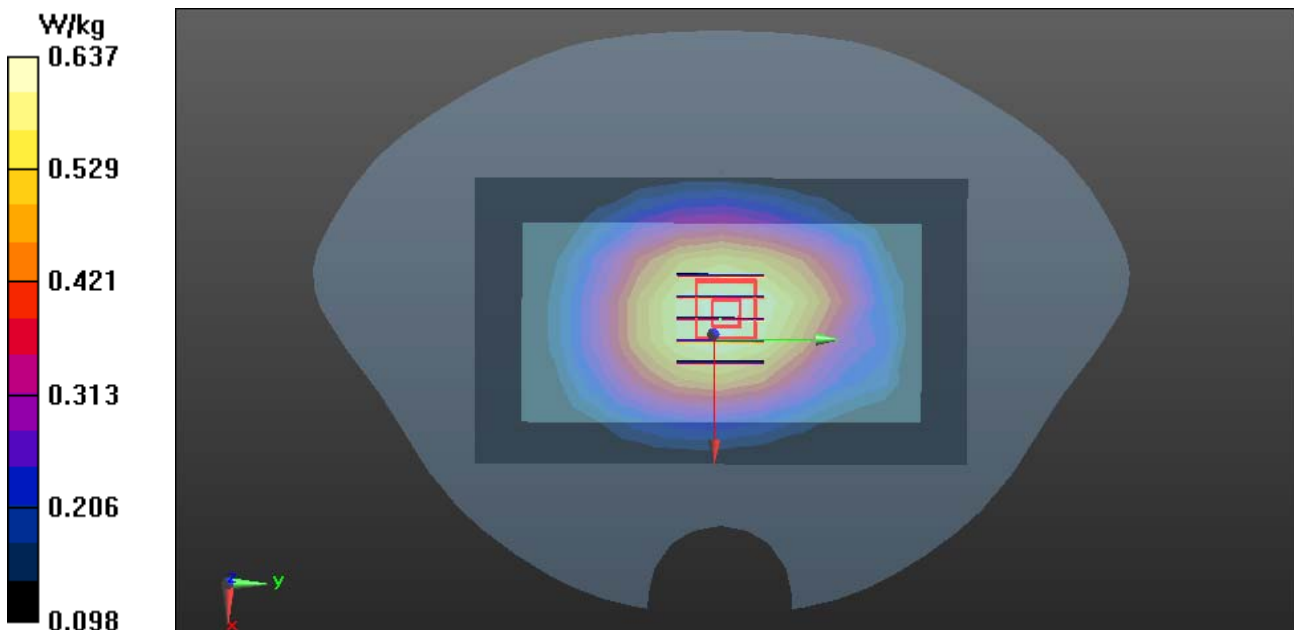
Measurement grid: dx=8mm, dy=8mm, dz=5mm

Reference Value = 24.872 V/m; Power Drift = 0.10 dB

Peak SAR (extrapolated) = 0.697 W/kg

SAR(1 g) = 0.558 W/kg; SAR(10 g) = 0.431 W/kg

Maximum value of SAR (measured) = 0.637 W/kg





Test Laboratory: Compliance Certification Services Inc.

Date: 5/11/2014

GPRS 1900-Body Front Middle CH661

DUT: Mobile Phone; Type: D502P; Serial: 36460000000123

Communication System: Generic GSM; Communication System Band: PCS1900; Frequency: 1880 MHz; Duty Cycle: 1:2.0797

Medium parameters used: $f = 1880$ MHz; $\sigma = 1.561$ S/m; $\epsilon_r = 53.6$; $\rho = 1000$ kg/m³

Room Ambient Temperature: 22°C; Liquid Temperature: 21.5°C

Phantom section: Flat Section

Measurement Standard: DASYS (IEEE/IEC/ANSI C63.19-2007)

DASY Configuration:

- Probe: EX3DV4 - SN3798; ConvF(7.32, 7.32, 7.32); Calibrated: 7/26/2013;
- Sensor-Surface: 2mm (Mechanical Surface Detection)
- Electronics: DAE4 Sn1245; Calibrated: 7/25/2013
- Phantom: Twin SAM Phantom; Type: QD 000 P40 CD; Serial: 1609
- DASYS 52.8.5(1059);
- SEMCAD X Version 14.6.8 (7028)

GPRS 1900/Front Middle CH661/Area Scan (11x7x1):

Measurement grid: dx=15mm, dy=15mm Maximum value of SAR (measured) = 0.210 W/kg

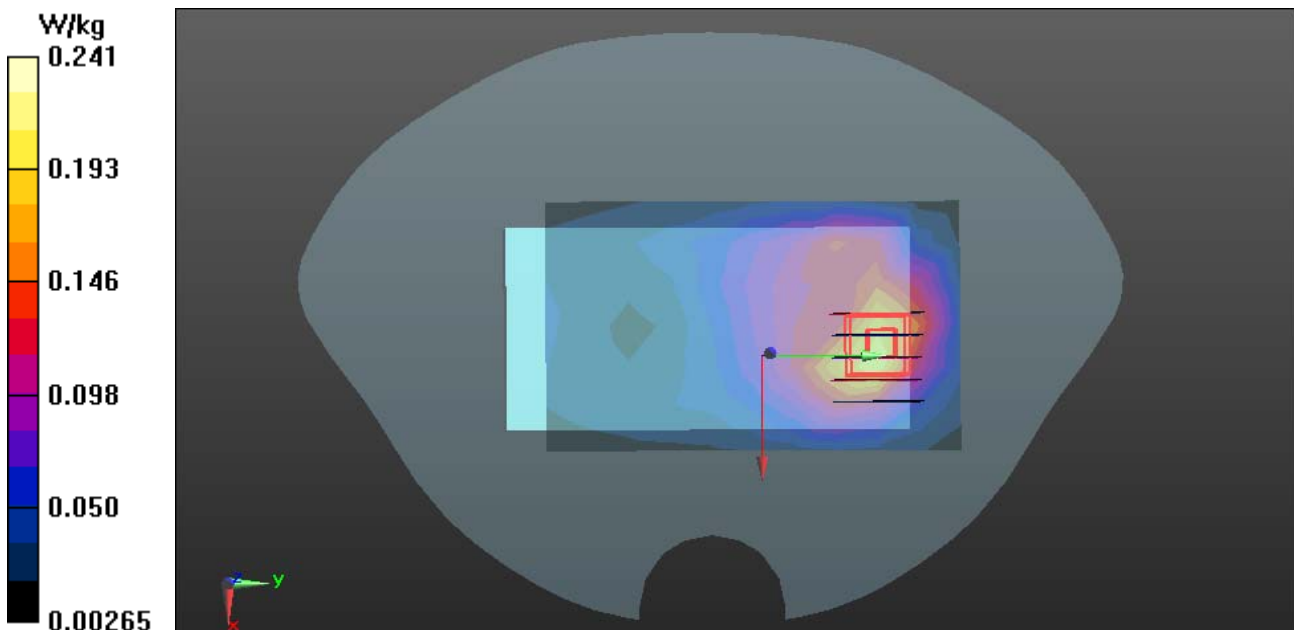
GPRS 1900/Front Middle CH661/Zoom Scan (5x5x7)/Cube 0: Measurement grid: dx=8mm, dy=8mm, dz=5mm

Reference Value = 6.044 V/m; Power Drift = 0.12 dB

Peak SAR (extrapolated) = 0.304 W/kg

SAR(1 g) = 0.160 W/kg; SAR(10 g) = 0.088 W/kg

Maximum value of SAR (measured) = 0.241 W/kg





Test Laboratory: Compliance Certification Services Inc.

Date: 5/11/2014

GPRS 1900-Body Rear Middle CH661

DUT: Mobile Phone; Type: D502P; Serial: 364600000000123

Communication System: Generic GSM; Communication System Band: PCS1900; Frequency: 1880 MHz; Duty Cycle: 1:2.0797

Medium parameters used: $f = 1880$ MHz; $\sigma = 1.561$ S/m; $\epsilon_r = 53.6$; $\rho = 1000$ kg/m³

Room Ambient Temperature: 22°C; Liquid Temperature: 21.5°C

Phantom section: Flat Section

Measurement Standard: DASYS (IEEE/IEC/ANSI C63.19-2007)

DASY Configuration:

- Probe: EX3DV4 - SN3798; ConvF(7.32, 7.32, 7.32); Calibrated: 7/26/2013;
- Sensor-Surface: 2mm (Mechanical Surface Detection),
- Electronics: DAE4 Sn1245; Calibrated: 7/25/2013
- Phantom: Twin SAM Phantom; Type: QD 000 P40 CD; Serial: 1609
- DASYS 52.8.5(1059);
- SEMCAD X Version 14.6.8 (7028)

GPRS 1900/Rear Middle CH661/Area Scan (11x7x1):

Measurement grid: dx=15mm, dy=15mm Maximum value of SAR (measured) = 0.293 W/kg

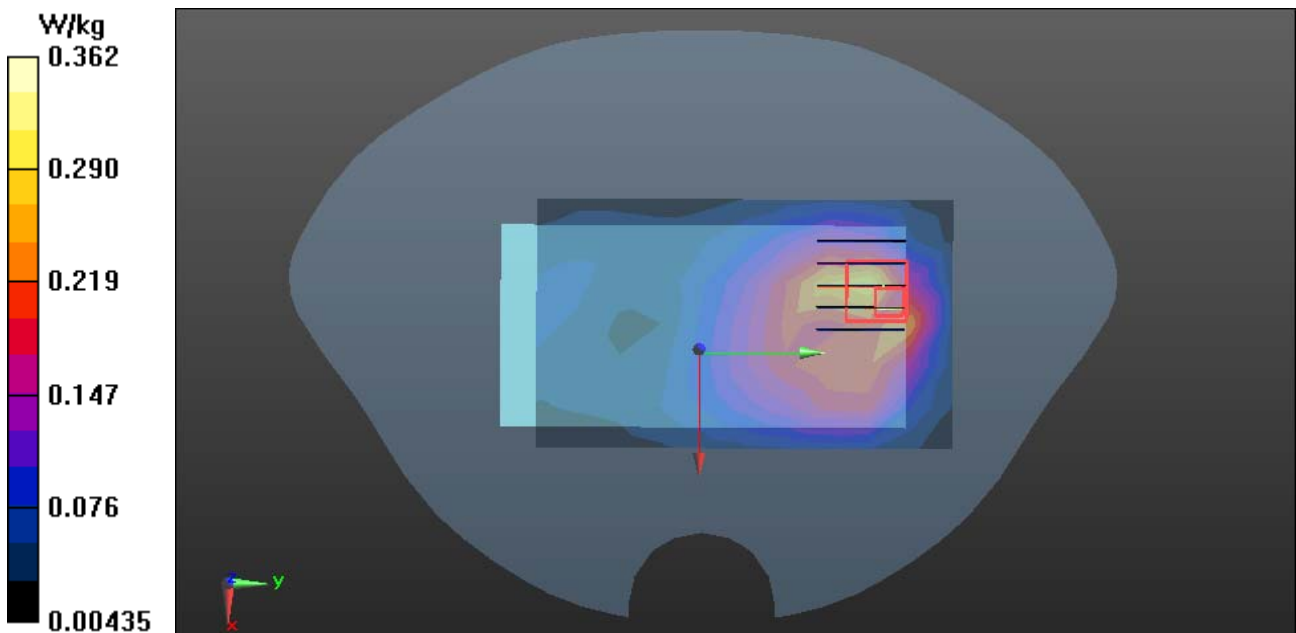
GPRS 1900/Rear Middle CH661/Zoom Scan (5x5x7)/Cube 0: Measurement grid: dx=8mm, dy=8mm, dz=5mm

Reference Value = 7.938 V/m; Power Drift = -0.10 dB

Peak SAR (extrapolated) = 0.457 W/kg

SAR(1 g) = 0.230 W/kg; SAR(10 g) = 0.121 W/kg

Maximum value of SAR (measured) = 0.362 W/kg





Test Laboratory: Compliance Certification Services Inc.

Date: 5/11/2014

GPRS 1900-Body-Right Middle CH661

DUT: Mobile Phone; Type: D502P; Serial: 364600000000123

Communication System: Generic GSM; Communication System Band: PCS1900; Frequency: 1880 MHz; Duty Cycle: 1:2.0797

Medium parameters used: $f = 1880$ MHz; $\sigma = 1.561$ S/m; $\epsilon_r = 53.6$; $\rho = 1000$ kg/m³

Room Ambient Temperature: 22°C; Liquid Temperature: 21.5°C

Phantom section: Flat Section

Measurement Standard: DASYS (IEEE/IEC/ANSI C63.19-2007)

DASY Configuration:

- Probe: EX3DV4 - SN3798; ConvF(7.32, 7.32, 7.32); Calibrated: 7/26/2013;
- Sensor-Surface: 1.4mm (Mechanical Surface Detection)
- Electronics: DAE4 Sn1245; Calibrated: 7/25/2013
- Phantom: Twin SAM Phantom; Type: QD 000 P40 CD; Serial: 1609
- DASYS 52.8.5(1059);
- SEMCAD X Version 14.6.8 (7028)

GPRS 1900/Body Right Middle CH661/Area Scan (12x6x1): Measurement grid: dx=15mm, dy=15mm

Maximum value of SAR (measured) = 0.194 W/kg

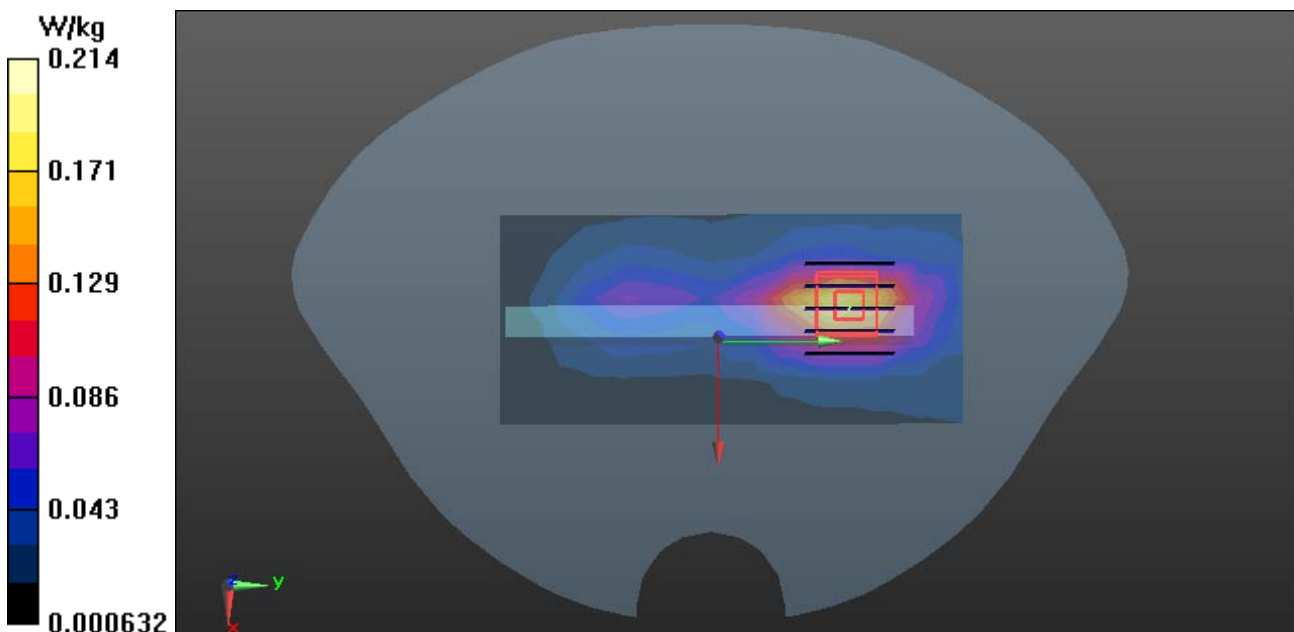
GPRS 1900/Body Right Middle CH661/Zoom Scan (5x5x7)/Cube 0: Measurement grid: dx=8mm, dy=8mm, dz=5mm

Reference Value = 5.754 V/m; Power Drift = -0.13 dB

Peak SAR (extrapolated) = 0.274 W/kg

SAR(1 g) = 0.132 W/kg; SAR(10 g) = 0.067 W/kg

Maximum value of SAR (measured) = 0.214 W/kg





Test Laboratory: Compliance Certification Services Inc.

Date: 5/11/2014

GPRS 1900-Body-Left Middle CH661

DUT: Mobile Phone; Type: D502P; Serial: 364600000000123

Communication System: Generic GSM; Communication System Band: PCS1900; Frequency: 1880 MHz; Duty Cycle: 1:2.0797

Medium parameters used: $f = 1880$ MHz; $\sigma = 1.561$ S/m; $\epsilon_r = 53.6$; $\rho = 1000$ kg/m³

Room Ambient Temperature: 22°C; Liquid Temperature: 21.5°C

Phantom section: Flat Section

Measurement Standard: DASYS (IEEE/IEC/ANSI C63.19-2007)

DASY Configuration:

- Probe: EX3DV4 - SN3798; ConvF(7.32, 7.32, 7.32); Calibrated: 7/26/2013;
- Sensor-Surface: 1.4mm (Mechanical Surface Detection)
- Electronics: DAE4 Sn1245; Calibrated: 7/25/2013
- Phantom: Twin SAM Phantom; Type: QD 000 P40 CD; Serial: 1609
- DASYS 52.8.5(1059);
- SEMCAD X Version 14.6.8 (7028)

GPRS 1900/Body Left Middle CH661/Area Scan (12x6x1): Measurement grid: dx=15mm, dy=15mm

Maximum value of SAR (measured) = 0.0828 W/kg

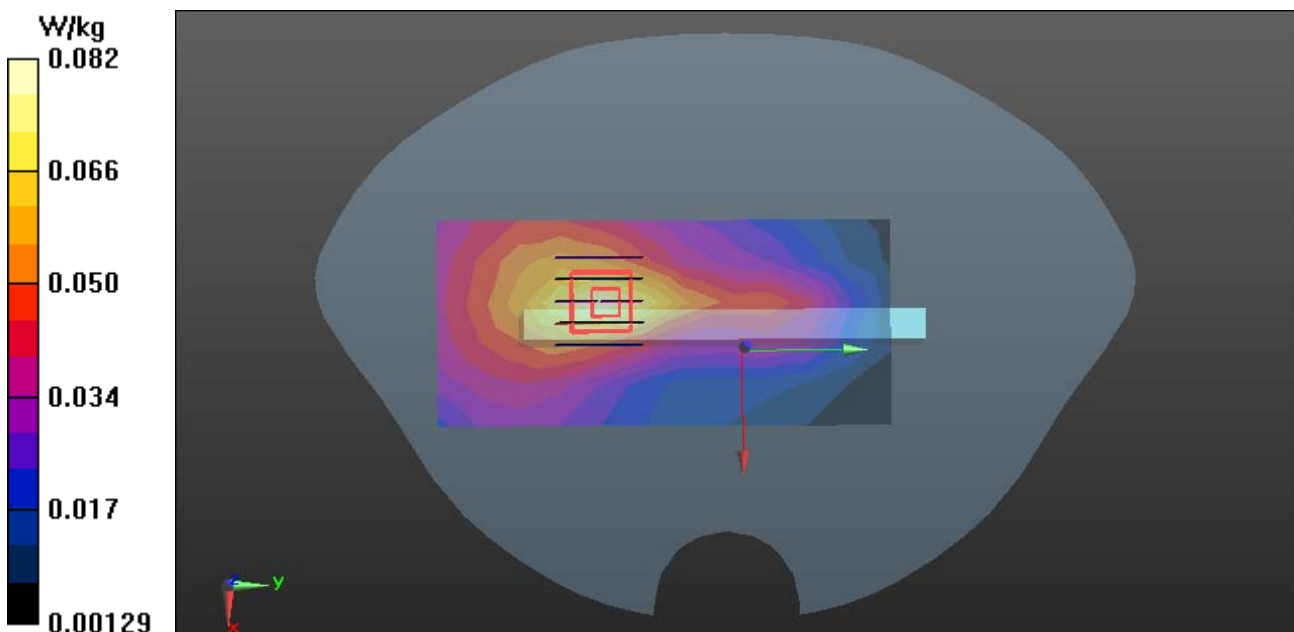
GPRS 1900/Body Left Middle CH661/Zoom Scan (5x5x7)/Cube 0: Measurement grid: dx=8mm, dy=8mm, dz=5mm

Reference Value = 5.828 V/m; Power Drift = -0.07 dB

Peak SAR (extrapolated) = 0.101 W/kg

SAR(1 g) = 0.053 W/kg; SAR(10 g) = 0.030 W/kg

Maximum value of SAR (measured) = 0.0822 W/kg





Test Laboratory: Compliance Certification Services Inc.

Date: 5/11/2014

GPRS 1900-Body-Bottom Middle CH661

DUT: Mobile Phone; Type: D502P; Serial: 364600000000123

Communication System: Generic GSM; Communication System Band: PCS1900; Frequency: 1880 MHz; Duty Cycle: 1:2.0797

Medium parameters used: $f = 1880$ MHz; $\sigma = 1.561$ S/m; $\epsilon_r = 53.6$; $\rho = 1000$ kg/m³

Room Ambient Temperature: 22°C; Liquid Temperature: 21.5°C

Phantom section: Flat Section

Measurement Standard: DASYS (IEEE/IEC/ANSI C63.19-2007)

DASY Configuration:

- Probe: EX3DV4 - SN3798; ConvF(7.32, 7.32, 7.32); Calibrated: 7/26/2013;
- Sensor-Surface: 1.4mm (Mechanical Surface Detection)
- Electronics: DAE4 Sn1245; Calibrated: 7/25/2013
- Phantom: Twin SAM Phantom; Type: QD 000 P40 CD; Serial: 1609
- DASYS 52.8.5(1059);
- SEMCAD X Version 14.6.8 (7028)

GPRS 1900/Bottom Right Middle CH661/Area Scan (9x6x1): Measurement grid: dx=15mm, dy=15mm

Maximum value of SAR (measured) = 0.366 W/kg

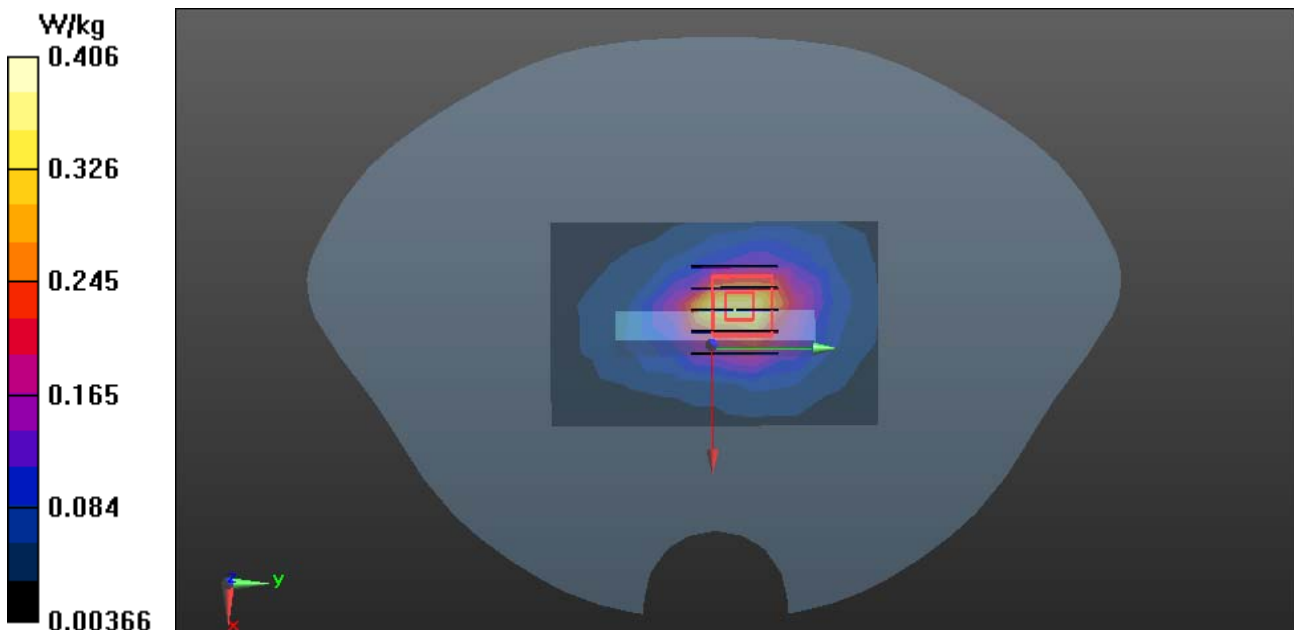
GPRS 1900/Bottom Right Middle CH661/Zoom Scan (5x5x7)/Cube 0: Measurement grid: dx=8mm, dy=8mm, dz=5mm

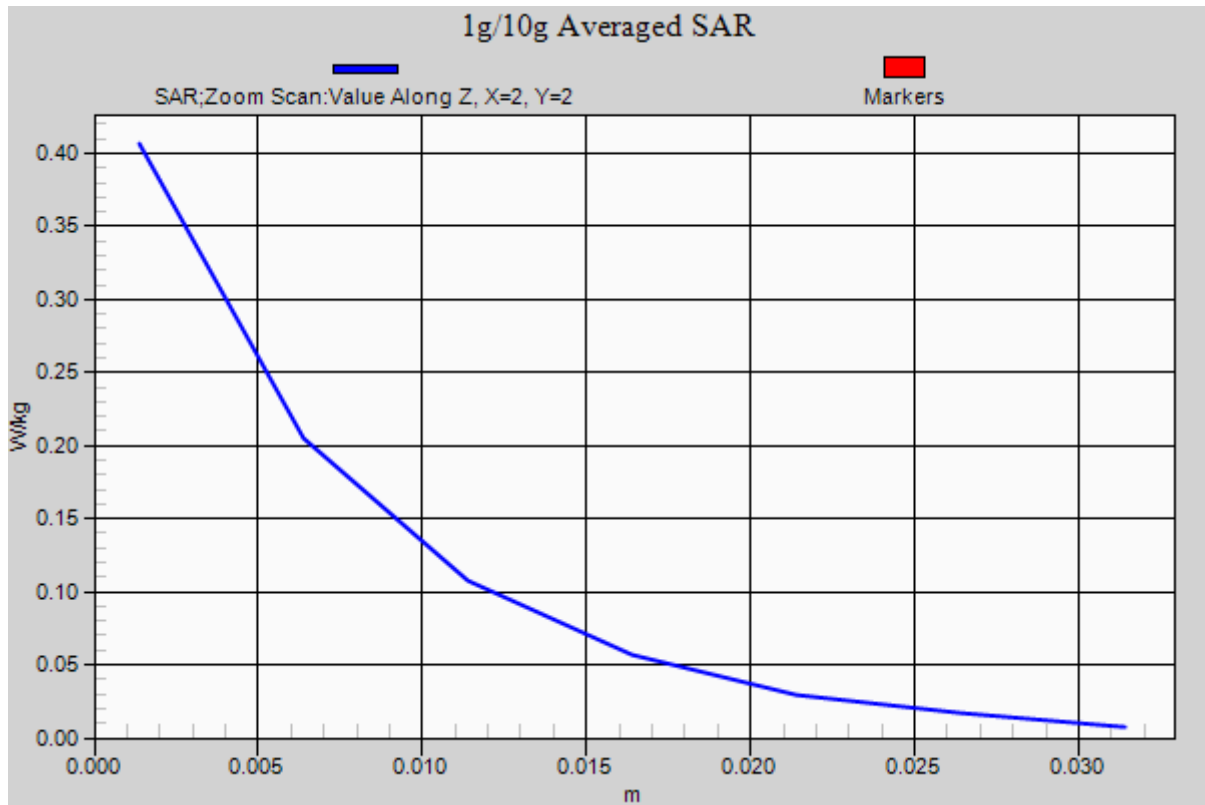
Reference Value = 13.032 V/m; Power Drift = 0.15 dB

Peak SAR (extrapolated) = 0.514 W/kg

SAR(1 g) = 0.262 W/kg; SAR(10 g) = 0.134 W/kg

Maximum value of SAR (measured) = 0.406 W/kg







Test Laboratory: Compliance Certification Services Inc.

Date: 5/11/2014

GSM 1900-Body Rear Middle CH661

DUT: Mobile Phone; Type: D502P; Serial: 364600000000123

Communication System: Generic GSM; Communication System Band: PCS1900; Frequency: 1880 MHz; Duty Cycle: 1:8.30042

Medium parameters used (interpolated): $f = 1850.2$ MHz; $\sigma = 1.512$ S/m; $\epsilon_r = 53.739$; $\rho = 1000$ kg/m³

Room Ambient Temperature: 22°C; Liquid Temperature: 21.5°C

Phantom section: Flat Section

Measurement Standard: DASYS (IEEE/IEC/ANSI C63.19-2007)

DASY Configuration:

- Probe: EX3DV4 - SN3798; ConvF(7.32, 7.32, 7.32); Calibrated: 7/26/2013;
- Sensor-Surface: 2mm (Mechanical Surface Detection),
- Electronics: DAE4 Sn1245; Calibrated: 7/25/2013
- Phantom: Twin SAM Phantom; Type: QD 000 P40 CD; Serial: 1609
- DASYS 52.8.5(1059);
- SEMCAD X Version 14.6.8 (7028)

GSM 1900/Rear Middle CH661/Area Scan (11x7x1):

Measurement grid: dx=15mm, dy=15mm Maximum value of SAR (measured) = 0.240 W/kg

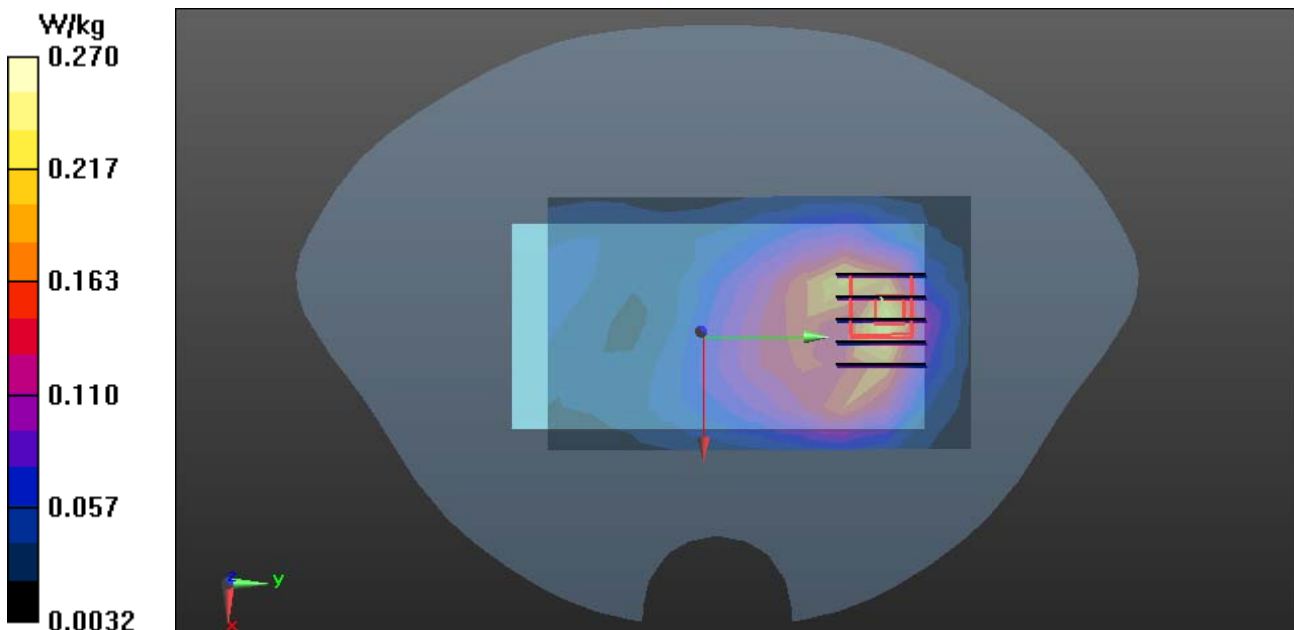
GSM 1900/Rear Middle CH661/Zoom Scan (5x5x7)/Cube 0: Measurement grid: dx=8mm, dy=8mm, dz=5mm

Reference Value = 8.225 V/m; Power Drift = 0.03 dB

Peak SAR (extrapolated) = 0.340 W/kg

SAR(1 g) = 0.171 W/kg; SAR(10 g) = 0.089 W/kg

Maximum value of SAR (measured) = 0.270 W/kg





Test Laboratory: Compliance Certification Services Inc.

Date: 5/10/2014

WCDMA BandV-Body Front Low CH4132

DUT: Mobile Phone; Type: D502P; Serial: 364600000000123

Communication System: FDD WCDMA; Communication System Band: Band V; Frequency: 826.4 MHz; Duty Cycle: 1:1

Medium parameters used (interpolated): $f = 826.4$ MHz; $\sigma = 0.958$ S/m; $\epsilon_r = 54.636$; $\rho = 1000$ kg/m³

Room Ambient Temperature: 22°C; Liquid Temperature: 21.5°C

Phantom section: Flat Section

Measurement Standard: DASYS (IEEE/IEC/ANSI C63.19-2007)

DASY Configuration:

- Probe: EX3DV4 - SN3798; ConvF(9.27, 9.27, 9.27); Calibrated: 7/26/2013;
- Sensor-Surface: 2mm (Mechanical Surface Detection)
- Electronics: DAE4 Sn1245; Calibrated: 7/25/2013
- Phantom: Twin SAM Phantom; Type: QD 000 P40 CD; Serial: 1609
- DASYS 52.8.5(1059);
- SEMCAD X Version 14.6.8 (7028)

WCDMA Band V/Front Low CH4132/Area Scan (13x8x1): Measurement grid: dx=15mm, dy=15mm

Maximum value of SAR (measured) = 0.330 W/kg

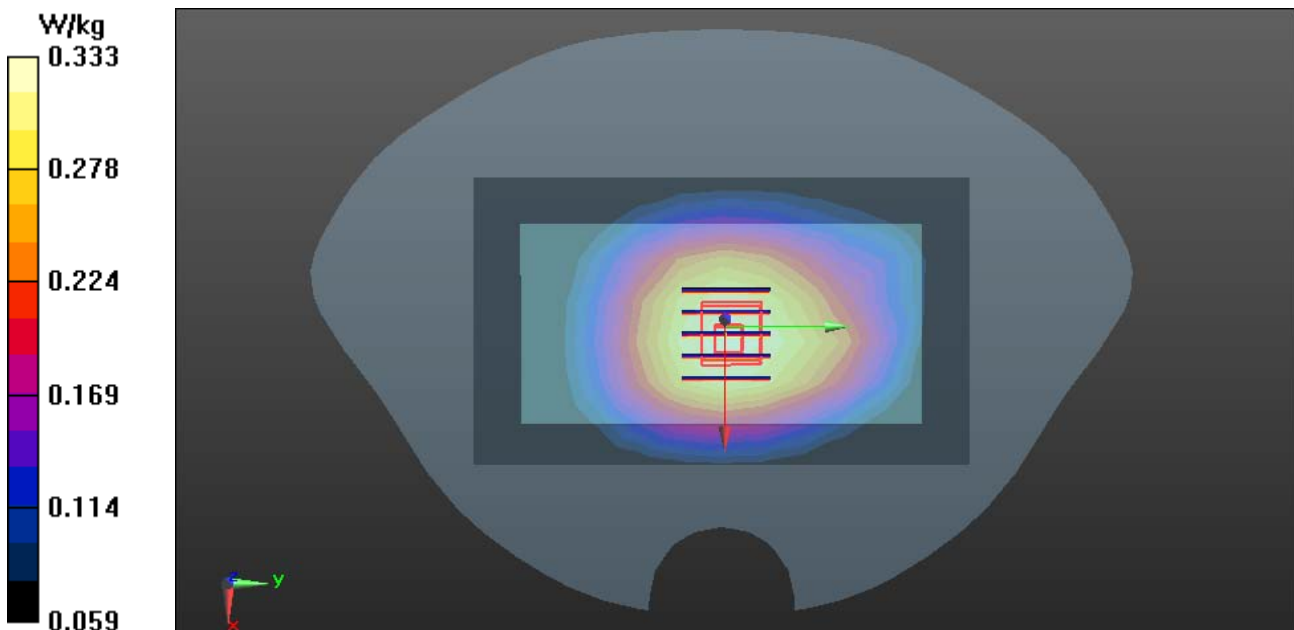
WCDMA Band V/Front Low CH4132/Zoom Scan (5x5x7)/Cube 0: Measurement grid: dx=8mm, dy=8mm, dz=5mm

Reference Value = 18.894 V/m; Power Drift = -0.01 dB

Peak SAR (extrapolated) = 0.364 W/kg

SAR(1 g) = 0.293 W/kg; SAR(10 g) = 0.228 W/kg

Maximum value of SAR (measured) = 0.333 W/kg





Test Laboratory: Compliance Certification Services Inc.

Date: 5/10/2014

WCDMA BandV-Body Rear Low CH4132

DUT: Mobile Phone; Type: D502P; Serial: 364600000000123

Communication System: FDD WCDMA; Communication System Band: Band V; Frequency: 826.4 MHz;Duty Cycle: 1:1

Medium parameters used (interpolated): $f = 826.4$ MHz; $\sigma = 0.958$ S/m; $\epsilon_r = 54.636$; $\rho = 1000$ kg/m³

Room Ambient Temperature: 22°C; Liquid Temperature: 21.5°C

Phantom section: Flat Section

Measurement Standard: DASYS (IEEE/IEC/ANSI C63.19-2007)

DASY Configuration:

- Probe: EX3DV4 - SN3798; ConvF(9.27, 9.27, 9.27); Calibrated: 7/26/2013;
- Sensor-Surface: 2mm (Mechanical Surface Detection)
- Electronics: DAE4 Sn1245; Calibrated: 7/25/2013
- Phantom: Twin SAM Phantom; Type: QD 000 P40 CD; Serial: 1609
- DASYS 52.8.5(1059);
- SEMCAD X Version 14.6.8 (7028)

WCDMA Band V/Rear Low CH4132/Area Scan (13x8x1): Measurement grid: dx=15mm, dy=15mm

Maximum value of SAR (measured) = 0.605 W/kg

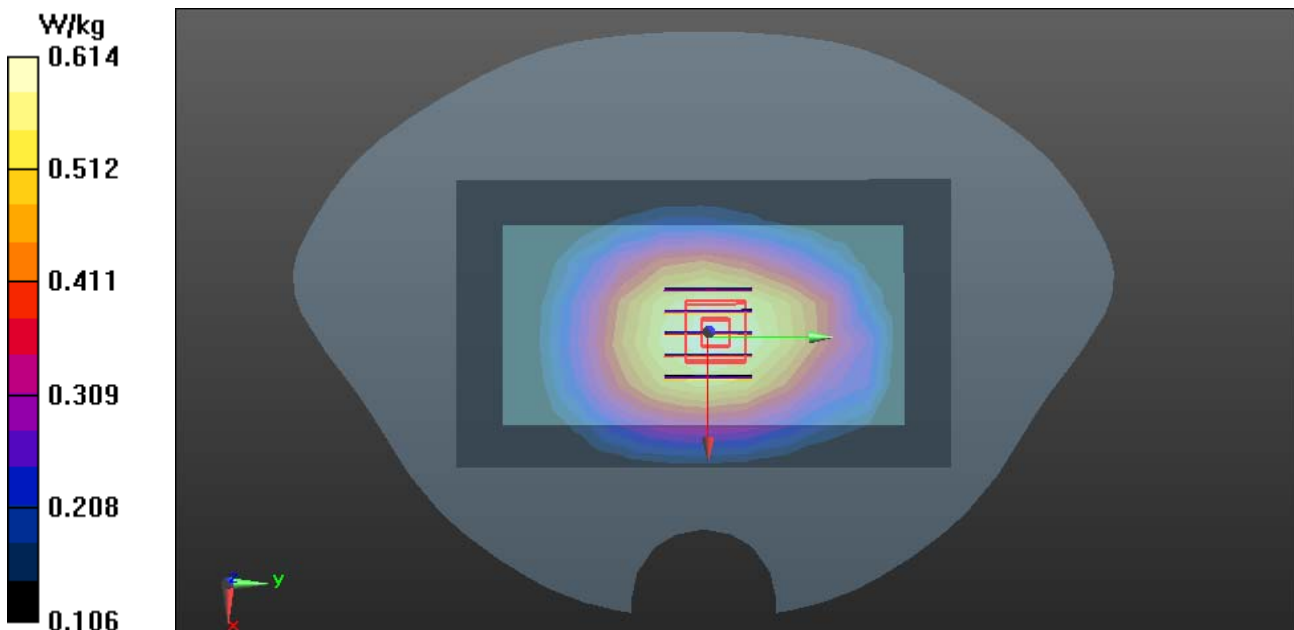
WCDMA Band V/Rear Low CH4132/Zoom Scan (5x5x7)/Cube 0: Measurement grid: dx=8mm, dy=8mm, dz=5mm

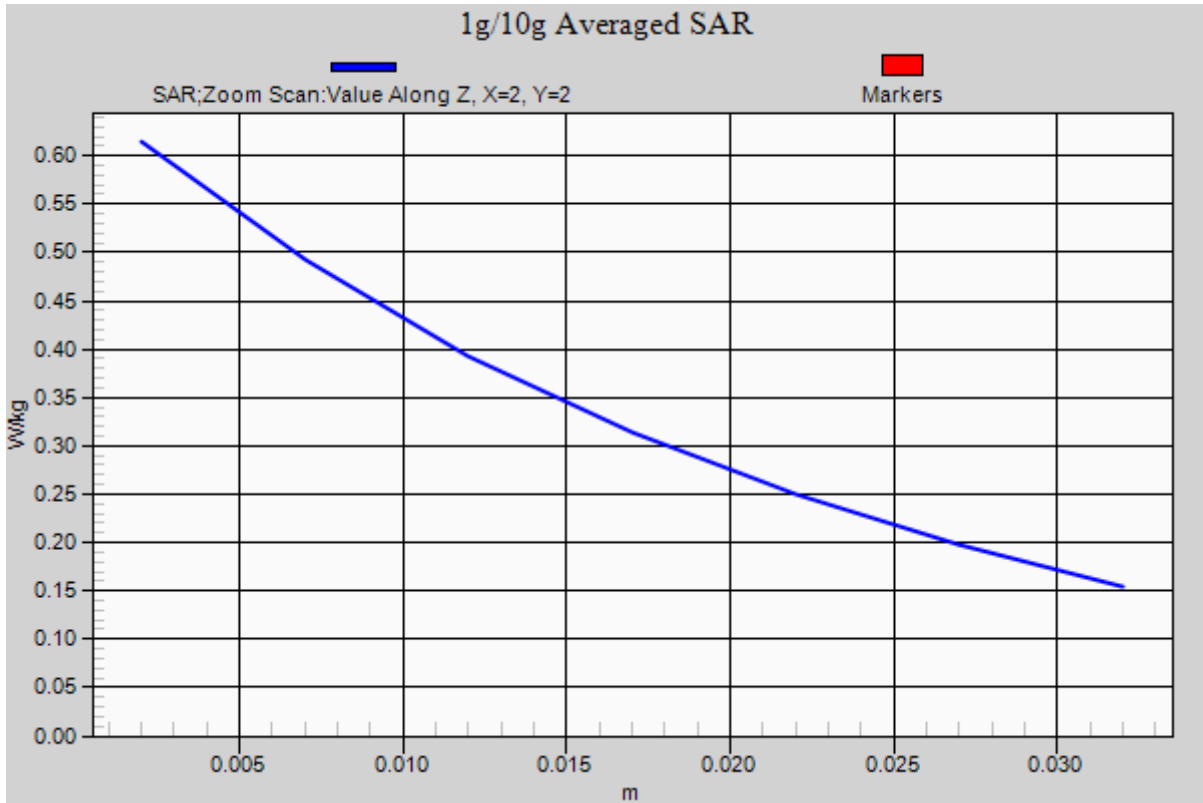
Reference Value = 17.360 V/m; Power Drift = 0.10 dB

Peak SAR (extrapolated) = 0.669 W/kg

SAR(1 g) = 0.540 W/kg; SAR(10 g) = 0.418 W/kg

Maximum value of SAR (measured) = 0.614 W/kg







Test Laboratory: Compliance Certification Services Inc.

Date: 5/10/2014

WCDMA BandV-Body-Right Low CH4132

DUT: Mobile Phone; Type: D502P; Serial: 364600000000123

Communication System: FDD WCDMA; Communication System Band: Band V; Frequency: 826.4 MHz; Duty Cycle: 1:1

Medium parameters used (interpolated): $f = 826.4$ MHz; $\sigma = 0.958$ S/m; $\epsilon_r = 54.636$; $\rho = 1000$ kg/m³

Room Ambient Temperature: 22°C; Liquid Temperature: 21.5°C

Phantom section: Flat Section

Measurement Standard: DASYS (IEEE/IEC/ANSI C63.19-2007)

DASY Configuration:

- Probe: EX3DV4 - SN3798; ConvF(9.27, 9.27, 9.27); Calibrated: 7/26/2013;
- Sensor-Surface: 1.4mm (Mechanical Surface Detection)
- Electronics: DAE4 Sn1245; Calibrated: 7/25/2013
- Phantom: Twin SAM Phantom; Type: QD 000 P40 CD; Serial: 1609
- DASYS 52.8.5(1059);
- SEMCAD X Version 14.6.8 (7028)

WCDMA Band V/Right Low CH4132/Area Scan (12x6x1): Measurement grid: dx=15mm, dy=15mm

Maximum value of SAR (measured) = 0.393 W/kg

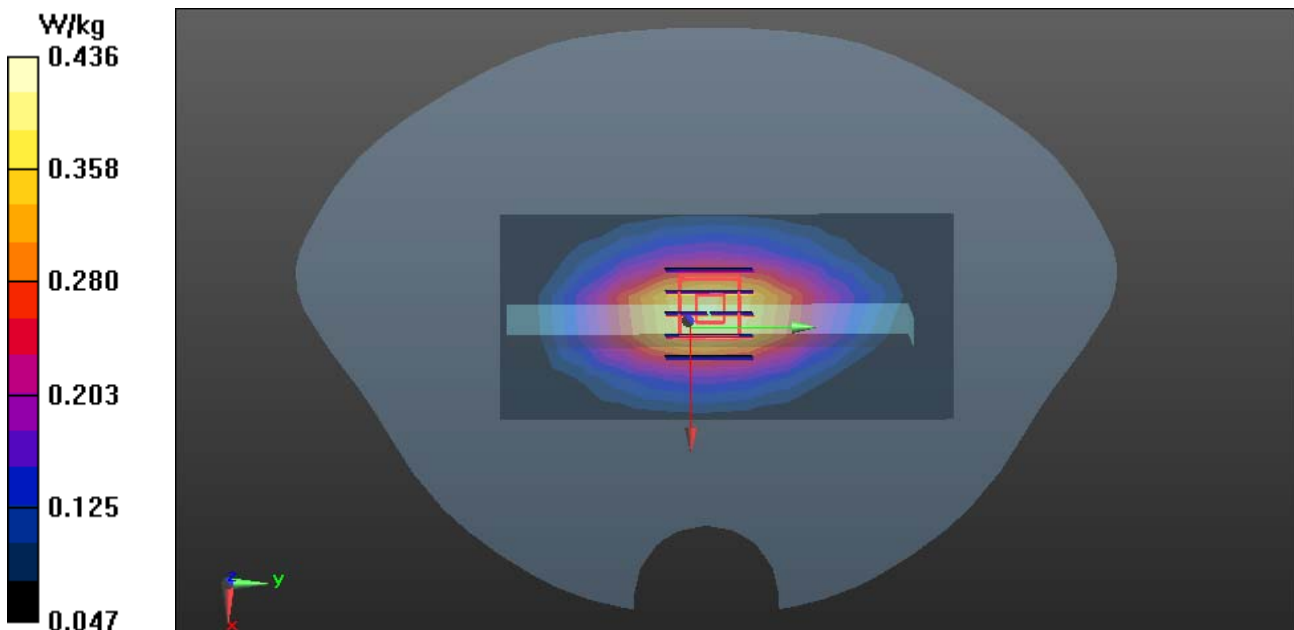
WCDMA Band V/Right Low CH4132/Zoom Scan (5x5x7)/Cube 0: Measurement grid: dx=8mm, dy=8mm, dz=5mm

Reference Value = 22.361 V/m; Power Drift = 0.08 dB

Peak SAR (extrapolated) = 0.495 W/kg

SAR(1 g) = 0.341 W/kg; SAR(10 g) = 0.236 W/kg

Maximum value of SAR (measured) = 0.436 W/kg





Test Laboratory: Compliance Certification Services Inc.

Date: 5/10/2014

WCDMA BandV-Body-Left Low CH4132

DUT: Mobile Phone; Type: D502P; Serial: 36460000000123

Communication System: FDD WCDMA; Communication System Band: Band V; Frequency: 836.6 MHz;Duty Cycle: 1:1

Medium parameters used: $f = 837$ MHz; $\sigma = 0.97$ S/m; $\epsilon_r = 54.425$; $\rho = 1000$ kg/m³

Room Ambient Temperature: 22°C; Liquid Temperature: 21.5°C

Phantom section: Flat Section

Measurement Standard: DASYS (IEEE/IEC/ANSI C63.19-2007)

DASY Configuration:

- Probe: EX3DV4 - SN3798; ConvF(9.27, 9.27, 9.27); Calibrated: 7/26/2013;
- Sensor-Surface: 1.4mm (Mechanical Surface Detection)
- Electronics: DAE4 Sn1245; Calibrated: 7/25/2013
- Phantom: Twin SAM Phantom; Type: QD 000 P40 CD; Serial: 1609
- DASYS 52.8.5(1059);
- SEMCAD X Version 14.6.8 (7028)

WCDMA Band V/Right Middle CH4182/Area Scan (12x6x1): Measurement grid: dx=15mm, dy=15mm

Maximum value of SAR (measured) = 0.399 W/kg

WCDMA Band V/Right Middle CH4182/Zoom Scan (5x5x7)/Cube 0: Measurement grid: dx=8mm,

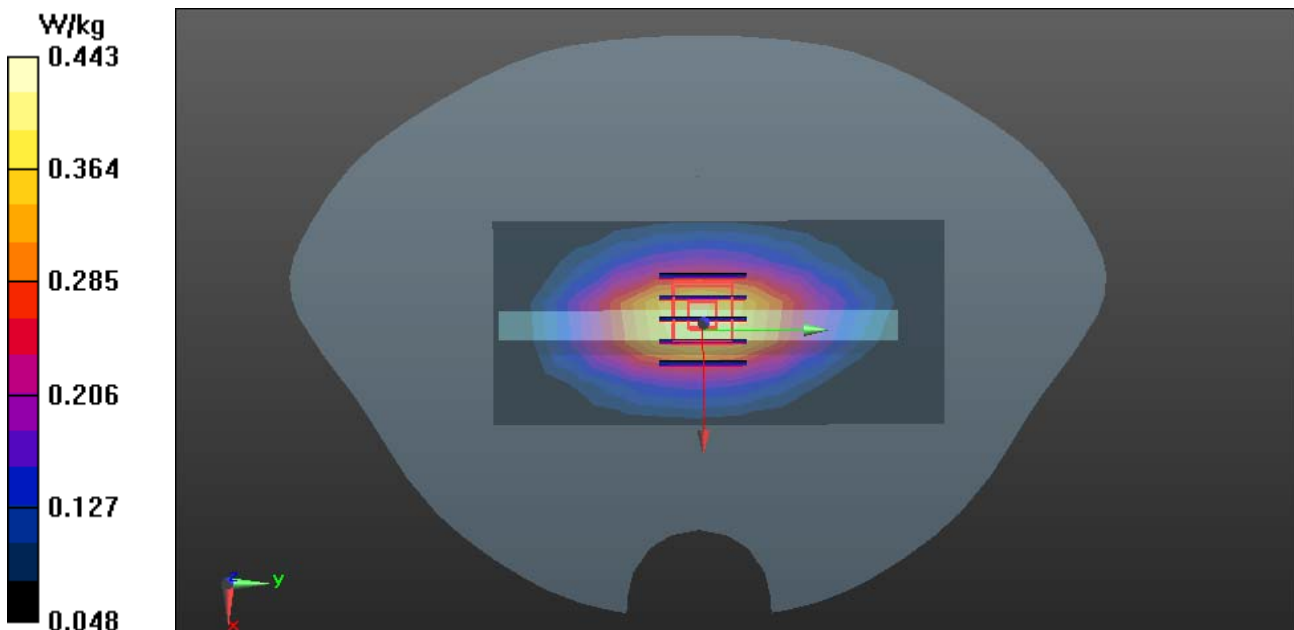
dy=8mm, dz=5mm

Reference Value = 22.398 V/m; Power Drift = 0.08 dB

Peak SAR (extrapolated) = 0.503 W/kg

SAR(1 g) = 0.346 W/kg; SAR(10 g) = 0.240 W/kg

Maximum value of SAR (measured) = 0.443 W/kg





Test Laboratory: Compliance Certification Services Inc.

Date: 5/10/2014

WCDMA BandV-Body-Bottom Low CH4132

DUT: Mobile Phone; Type: D502P; Serial: 364600000000123

Communication System: FDD WCDMA; Communication System Band: Band V; Frequency: 826.4 MHz;Duty Cycle: 1:1

Medium parameters used (interpolated): $f = 826.4$ MHz; $\sigma = 0.958$ S/m; $\epsilon_r = 54.636$; $\rho = 1000$ kg/m³

Room Ambient Temperature: 22°C; Liquid Temperature: 21.5°C

Phantom section: Flat Section

Measurement Standard: DASYS (IEEE/IEC/ANSI C63.19-2007)

DASY Configuration:

- Probe: EX3DV4 - SN3798; ConvF(9.27, 9.27, 9.27); Calibrated: 7/26/2013;
- Sensor-Surface: 1.4mm (Mechanical Surface Detection)
- Electronics: DAE4 Sn1245; Calibrated: 7/25/2013
- Phantom: Twin SAM Phantom; Type: QD 000 P40 CD; Serial: 1609
- DASYS 52.8.5(1059);
- SEMCAD X Version 14.6.8 (7028)

WCDMA Band V/Body Bottom Low CH4132/Area Scan (9x6x1):

Measurement grid: dx=15mm, dy=15mm Maximum value of SAR (measured) = 0.0826 W/kg

WCDMA Band V/Body Bottom Low CH4132/Zoom Scan (5x5x7)/Cube 0: Measurement grid:

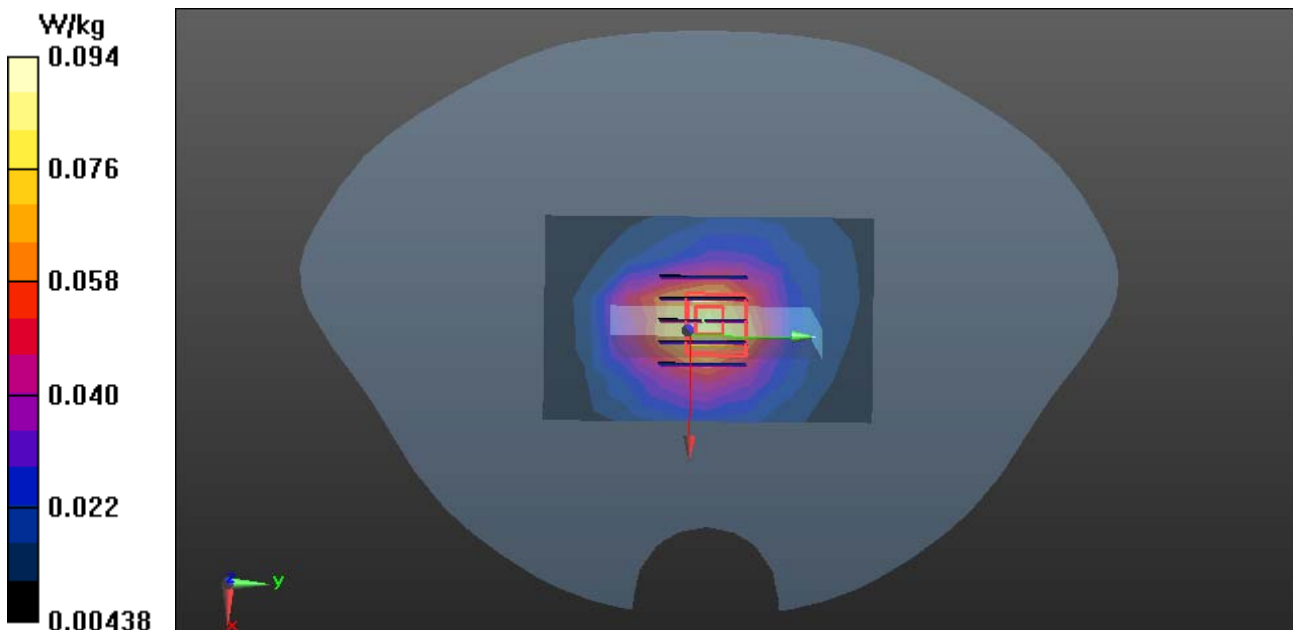
dx=8mm, dy=8mm, dz=5mm

Reference Value = 10.391 V/m; Power Drift = 0.01 dB

Peak SAR (extrapolated) = 0.119 W/kg

SAR(1 g) = 0.066 W/kg; SAR(10 g) = 0.043 W/kg

Maximum value of SAR (measured) = 0.0936 W/kg





Test Laboratory: Compliance Certification Services Inc.

Date: 5/15/2014

WIFI-Body Front Middle CH6

DUT: Mobile Phone; Type: D502P; Serial: 36460000000123

Communication System: IEEE 802.11b; Communication System Band: ISM 2.4GHz Band; Frequency: 2437 MHz;Duty Cycle: 1:1

Medium parameters used: $f = 2437$ MHz; $\sigma = 1.965$ S/m; $\epsilon_r = 52.18$; $\rho = 1000$ kg/m³

Room Ambient Temperature: 22°C; Liquid Temperature: 21.5°C

Phantom section: Flat Section

Measurement Standard: DASYS (IEEE/IEC/ANSI C63.19-2007)

DASY Configuration:

- Probe: EX3DV4 - SN3798; ConvF(7.08, 7.08, 7.08); Calibrated: 7/26/2013;
- Sensor-Surface: 1.4mm (Mechanical Surface Detection)
- Electronics: DAE4 Sn1245; Calibrated: 7/25/2013
- Phantom: Twin SAM Phantom; Type: QD 000 P40 CD; Serial: 1609
- DASYS 52.8.5(1059);
- SEMCAD X Version 14.6.8 (7028)

WIFI/IEEE802.11b Body Front Middle CH6/Area Scan (10x9x1):

Measurement grid: dx=12mm, dy=12mm Maximum value of SAR (measured) = 0.00792 W/kg

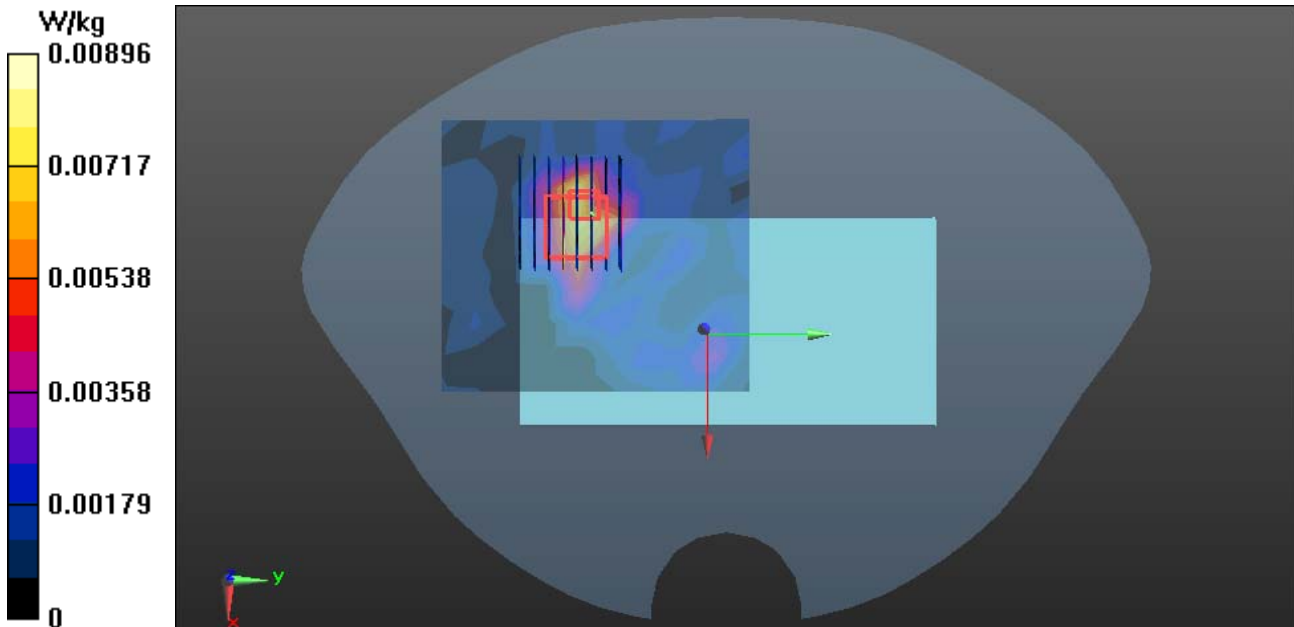
WIFI/IEEE802.11b Body Front Middle CH6/Zoom Scan (8x9x7)/Cube 0: Measurement grid: dx=5mm, dy=5mm, dz=5mm

Reference Value = 0.337 V/m; Power Drift = 0.03 dB

Peak SAR (extrapolated) = 0.0120 W/kg

SAR(1 g) = 0.00426 W/kg; SAR(10 g) = 0.00189 W/kg

Maximum value of SAR (measured) = 0.00896 W/kg





Test Laboratory: Compliance Certification Services Inc.

Date: 5/15/2014

WIFI-Body Rear Middle CH6

DUT: Mobile Phone; Type: D502P; Serial: 36460000000123

Communication System: IEEE 802.11b; Communication System Band: ISM 2.4GHz Band; Frequency: 2437 MHz; Duty Cycle: 1:1

Medium parameters used: $f = 2437$ MHz; $\sigma = 1.965$ S/m; $\epsilon_r = 52.18$; $\rho = 1000$ kg/m³

Room Ambient Temperature: 22°C; Liquid Temperature: 21.5°C

Phantom section: Flat Section

Measurement Standard: DASYS (IEEE/IEC/ANSI C63.19-2007)

DASY Configuration:

- Probe: EX3DV4 - SN3798; ConvF(7.08, 7.08, 7.08); Calibrated: 7/26/2013;
- Sensor-Surface: 1.4mm (Mechanical Surface Detection)
- Electronics: DAE4 Sn1245; Calibrated: 7/25/2013
- Phantom: Twin SAM Phantom; Type: QD 000 P40 CD; Serial: 1609
- DASYS 52.8.5(1059);
- SEMCAD X Version 14.6.8 (7028)

WIFI/IEEE802.11b Body Rear Middle CH6/Area Scan (10x9x1):

Measurement grid: dx=12mm, dy=12mm Maximum value of SAR (measured) = 0.0787 W/kg

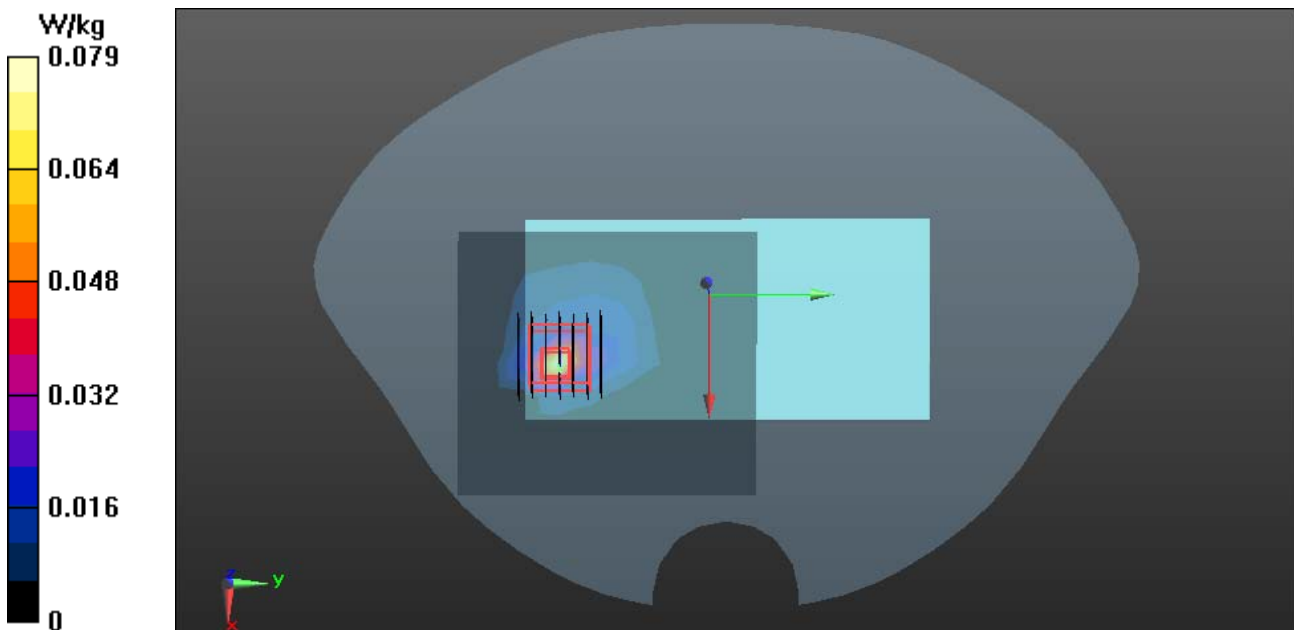
WIFI/IEEE802.11b Body Rear Middle CH6/Zoom Scan (7x7x7)/Cube 0: Measurement grid: dx=5mm, dy=5mm, dz=5mm

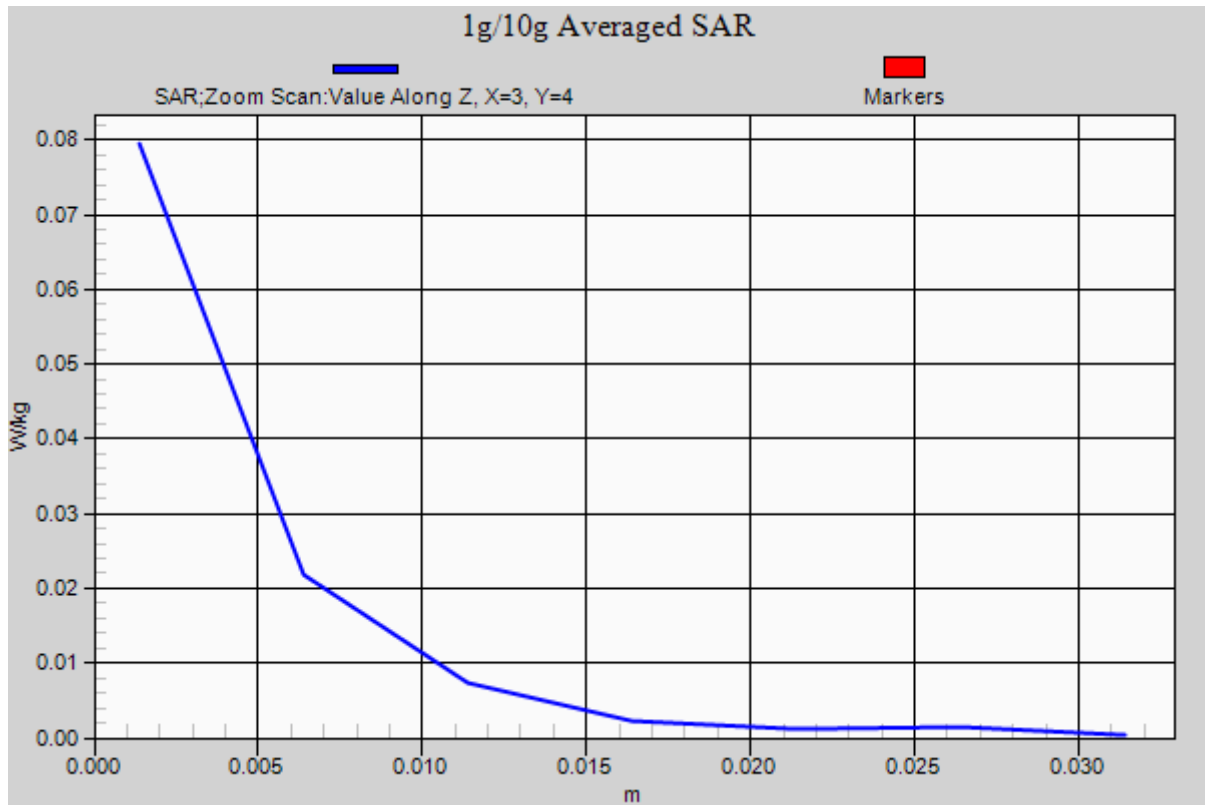
Reference Value = 0.974 V/m; Power Drift = 0.11 dB

Peak SAR (extrapolated) = 0.134 W/kg

SAR(1 g) = 0.038 W/kg; SAR(10 g) = 0.012 W/kg

Maximum value of SAR (measured) = 0.0795 W/kg







Test Laboratory: Compliance Certification Services Inc.

Date: 5/15/2014

WIFI-Body-Right Middle CH6

DUT: Mobile Phone; Type: D502P; Serial: 364600000000123

Communication System: IEEE 802.11b; Communication System Band: ISM 2.4GHz Band; Frequency: 2437 MHz; Duty Cycle: 1:1

Medium parameters used: $f = 2437$ MHz; $\sigma = 1.965$ S/m; $\epsilon_r = 52.18$; $\rho = 1000$ kg/m³

Room Ambient Temperature: 22°C; Liquid Temperature: 21.5°C

Phantom section: Flat Section

Measurement Standard: DASYS (IEEE/IEC/ANSI C63.19-2007)

DASY Configuration:

- Probe: EX3DV4 - SN3798; ConvF(7.08, 7.08, 7.08); Calibrated: 7/26/2013;
- Sensor-Surface: 2mm (Mechanical Surface Detection)
- Electronics: DAE4 Sn1245; Calibrated: 7/25/2013
- Phantom: Twin SAM Phantom; Type: QD 000 P40 CD; Serial: 1609
- DASYS 52.8.5(1059);
- SEMCAD X Version 14.6.8 (7028)

WIFI/IEEE802.11b Body Right Middle CH6/Area Scan (11x7x1):

Measurement grid: dx=15mm, dy=15mm Maximum value of SAR (measured) = 0.00258 W/kg

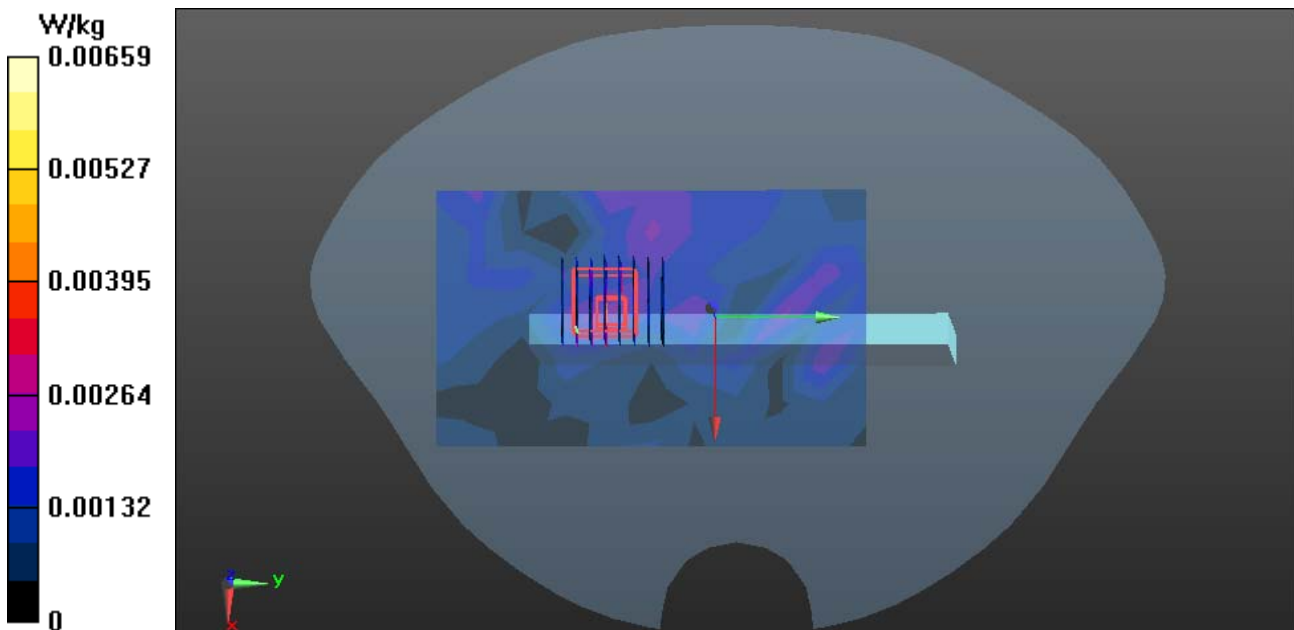
WIFI/IEEE802.11b Body Right Middle CH6/Zoom Scan (8x7x7)/Cube 0: Measurement grid: dx=5mm, dy=5mm, dz=5mm

Reference Value = 0.437 V/m; Power Drift = 0.08 dB

Peak SAR (extrapolated) = 0.0110 W/kg

SAR(1 g) = 0.00348 W/kg; SAR(10 g) = 0.00165 W/kg

Maximum value of SAR (measured) = 0.00659 W/kg





Test Laboratory: Compliance Certification Services Inc.

Date: 5/15/2014

WIFI-Body-Top Middle CH6

DUT: Mobile Phone; Type: D502P; Serial: 364600000000123

Communication System: IEEE 802.11b; Communication System Band: ISM 2.4GHz Band; Frequency: 2437 MHz; Duty Cycle: 1:1

Medium parameters used: $f = 2437$ MHz; $\sigma = 1.965$ S/m; $\epsilon_r = 52.18$; $\rho = 1000$ kg/m³

Room Ambient Temperature: 22°C; Liquid Temperature: 21.5°C

Phantom section: Flat Section

Measurement Standard: DASYS (IEEE/IEC/ANSI C63.19-2007)

DASY Configuration:

- Probe: EX3DV4 - SN3798; ConvF(7.08, 7.08, 7.08); Calibrated: 7/26/2013;
- Sensor-Surface: 2mm (Mechanical Surface Detection)
- Electronics: DAE4 Sn1245; Calibrated: 7/25/2013
- Phantom: Twin SAM Phantom; Type: QD 000 P40 CD; Serial: 1609
- DASYS 52.8.5(1059);
- SEMCAD X Version 14.6.8 (7028)

WIFI/IEEE802.11b Body Top Middle CH6/Area Scan (9x7x1):

Measurement grid: dx=15mm, dy=15mm Maximum value of SAR (measured) = 0.00400 W/kg

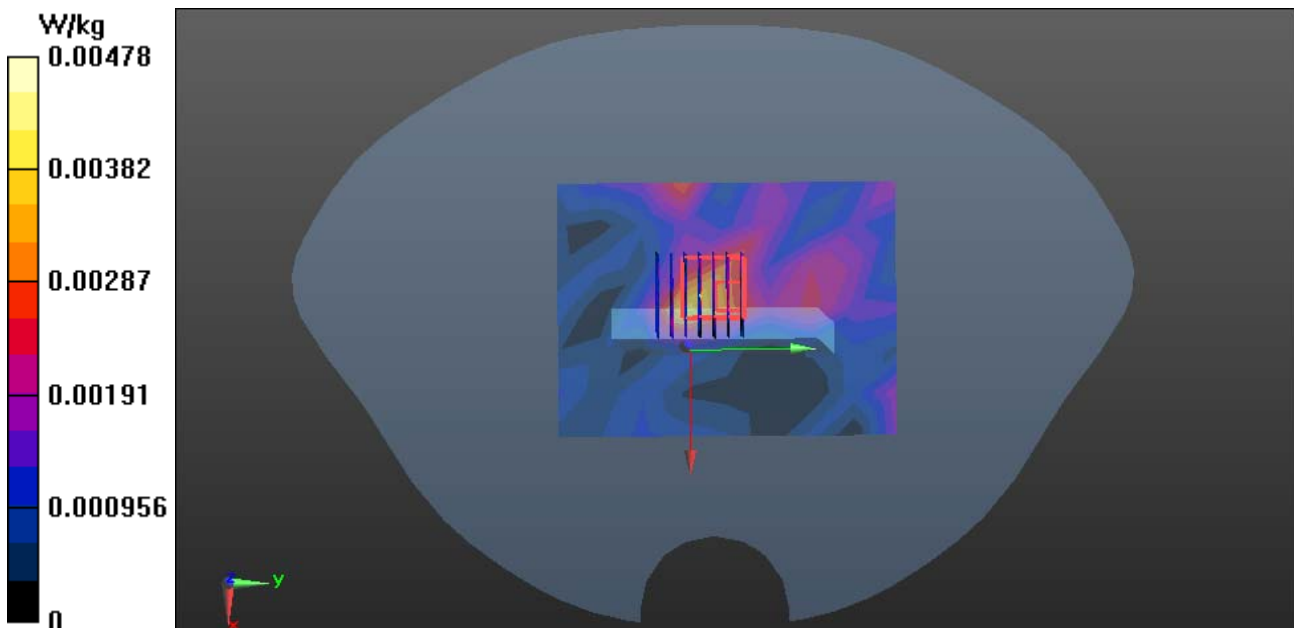
WIFI/IEEE802.11b Body Top Middle CH6/Zoom Scan (7x7x7)/Cube 0: Measurement grid: dx=5mm, dy=5mm, dz=5mm

Reference Value = 0.606 V/m; Power Drift = 0.11 dB

Peak SAR (extrapolated) = 0.00796 W/kg

SAR(1 g) = 0.00309 W/kg; SAR(10 g) = 0.00144 W/kg

Maximum value of SAR (measured) = 0.00478 W/kg





Test Laboratory: Compliance Certification Services Inc.

Date: 5/10/2014

GPRS 850-Body Rear High CH251 repeat

DUT: Mobile Phone; Type: D502P; Serial: 364600000000123

Communication System: Generic GPRS; Communication System Band: GPRS850; Frequency: 848.8 MHz; Duty Cycle: 1:2.77332

Medium parameters used: $f = 849 \text{ MHz}$; $\sigma = 0.988 \text{ S/m}$; $\epsilon_r = 54.191$; $\rho = 1000 \text{ kg/m}^3$

Room Ambient Temperature: 22°C; Liquid Temperature: 21.5°C

Phantom section: Flat Section

Measurement Standard: DASYS (IEEE/IEC/ANSI C63.19-2007)

DASY Configuration:

- Probe: EX3DV4 - SN3798; ConvF(9.27, 9.27, 9.27); Calibrated: 7/26/2013;
- Sensor-Surface: 2mm (Mechanical Surface Detection)
- Electronics: DAE4 Sn1245; Calibrated: 7/25/2013
- Phantom: Twin SAM Phantom; Type: QD 000 P40 CD; Serial: 1609
- DASY52 52.8.5(1059);
- SEMCAD X Version 14.6.8 (7028)

GPRS 850/GPRS850 Body Rear High CH251 repeat/Area Scan (11x7x1):

Measurement grid: $dx=15\text{mm}$, $dy=15\text{mm}$ Maximum value of SAR (measured) = 1.14 W/kg

GPRS 850/GPRS850 Body Rear High CH251 repeat/Zoom Scan (5x5x7)/Cube 0: Measurement grid:

$dx=8\text{mm}$, $dy=8\text{mm}$, $dz=5\text{mm}$

Reference Value = 35.015 V/m; Power Drift = -0.04 dB

Peak SAR (extrapolated) = 1.21 W/kg

SAR(1 g) = 0.965 W/kg; SAR(10 g) = 0.745 W/kg

Maximum value of SAR (measured) = 1.10 W/kg

