

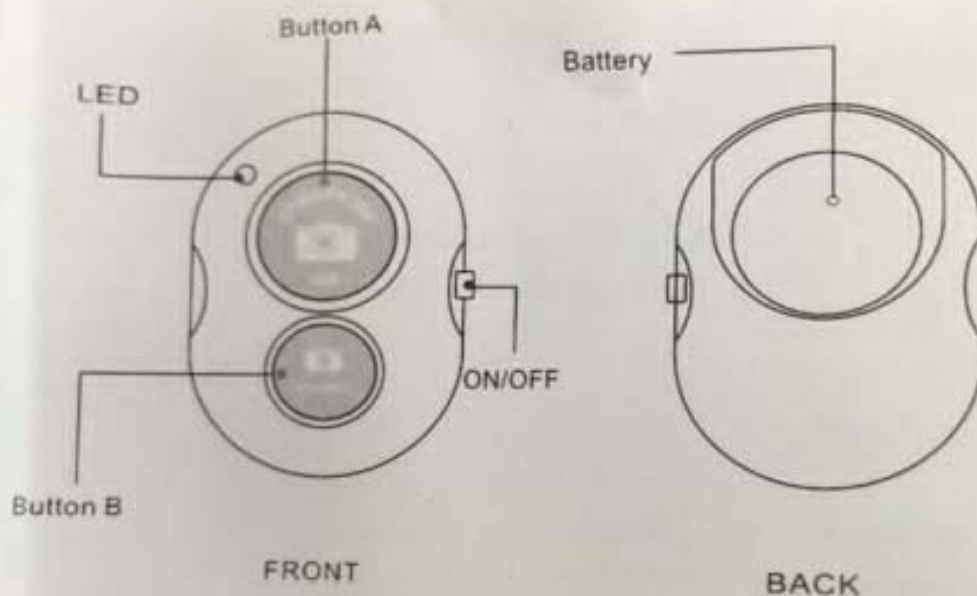
Bluetooth Remote Shutter



Owner's Manual

**Smart phone OS update or change in the future might lead to incompatible*

Product illustration

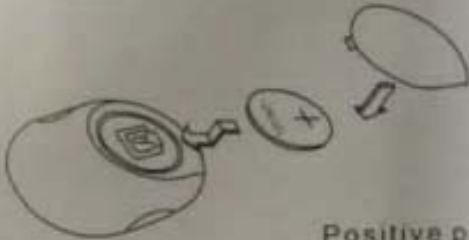


Specifications

MODEL AB Shutter3

Communication	Bluetooth Version. 3.0
Transmit frequency	2.402GHz-2.480GHz
Communication distance	10m(30ft)
Battery life	CR2032 X1 cell/about 6 months under working in 10 times a day
Dimension	48mm X 30mm X 10mm
Weight	About 8g

Battery



Positive pole upwards to install the battery.

How To Use

Easy to set up, Easy to use



1. Pairing

- Turn on the shutter by switching the on/off button, AB Shutter3 will enter into pairing mode and indicator LED starts flash quickly at the same time
- Activate the Bluetooth function on your phone and sourcing the devices around
- Select the device of "AB Shutter3" from the list and pairing will be finished automatically in few seconds

AB Shutter3

2. Select APP

Use inbuilt camera APP to taking the photos via AB Shutter3
or you can download the APP of "camera 360" from Google play
if in built camera cannot be supported, check the compatible
device and APP in following instruction








**Key Word Search in
GooglePlay and
App Store "Camera 360"**

3. Shooting

Select a correct APP and press the proper button on the shutter
for IOS and Android phones to taking the photos.

Compatible devices

Compatible with Android 4.2.2 OS or newer and iOS 6.0 or newer

Compatibility List	inbuilt camera app	camera360 app
iPhone 5s/5c/5, iPhone 4s/4, iPad 3/2, iPad mini, iPad with Retina Display, iPod touch 4th generation or newer.		
Samsung Galaxy S2/S3/S4+, Note 1, Note 2, Note3+, Tab 2, Note 8, 10.1+ Moto X / Nexus 4,5,7+ / Xiaomi 1S, 2S, 3+		
Sony Xperia S HTC New one and X+ Other android phones	not use	

Federal Communications Commission (FCC) Statement

This device complies with part 15 of the FCC Rules. Operation is subject to the following two conditions: (1) This device may not cause harmful interference, and (2) this device must accept any interference received, including interference that may cause undesired operation.

Note: This equipment has been tested and found to comply with the limits for a Class B digital device, pursuant to part 15 of the FCC Rules. These limits are designed to provide reasonable protection against harmful interference in a residential installation. This equipment generates, uses and can radiate radio frequency energy and, if not installed and used in accordance with the instructions, may cause harmful interference to radio communications. However, there is no guarantee that interference will not occur in a particular installation. If this equipment does cause harmful interference to radio or television reception, which can be determined by turning the equipment off and on, the user is encouraged to try to correct the interference by one or more of the following measures:

- Reorient or relocate the receiving antenna.
- Increase the separation between the equipment and receiver.
- Connect the equipment into an outlet on a circuit different from that to which the receiver is connected.
- Consult the dealer or an experienced radio/TV technician for help.

Warning: Changes or modifications made to this device not expressly approved by TELEPHONE EST (HK) CO., LTD may void the FCC authorization to operate this device.

Note: The manufacturer is not responsible for any radio or tv interference caused by unauthorized modifications to this equipment. Such modifications could void the user's authority to operate the equipment.