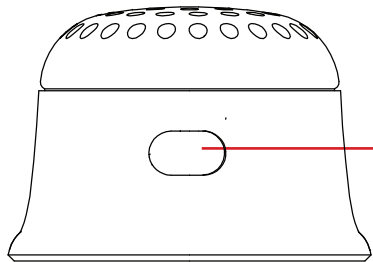


Thank you for purchasing the MagTunes Magnetic Wireless Speaker. Place your music on any magnetic surface. For best results, read this manual before using your device.

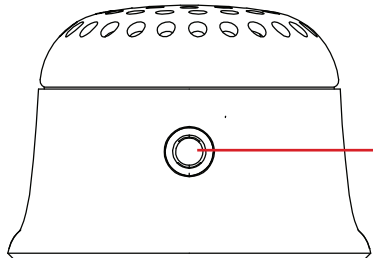
Closer Look

Back View



Charging Port

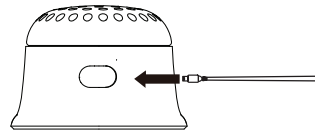
Front View



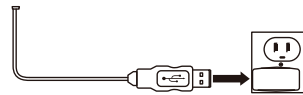
Power Button/
Indicator Light

Charging

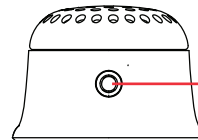
1. Insert one end of the included charging cable's into the charging port on your wireless speaker.



2. Insert the other end of the charging cable into a suitable USB charging adapter.



3. The indicator light will turn red while charging. When fully charged, the indicator light will turn OFF.



- (red) charging
- (off) charging complete



CAUTION

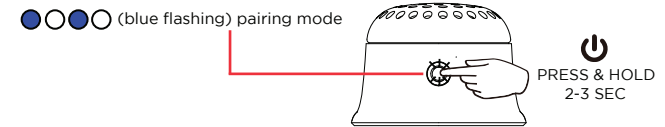
BATTERY WARNING:

-The device is equipped with an integrated lithium ion battery. The battery cannot be replaced. Do not attempt to remove the battery from the device.

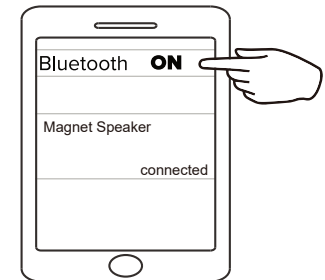
-Do not dispose of in fire or expose to excessive heat.
-Do not crush, puncture, incinerate, or short circuit external contacts.
-Please recycle or dispose of the battery properly. Contact your local recycling facilities and/or the manufacturer for further information.

Using the Speaker

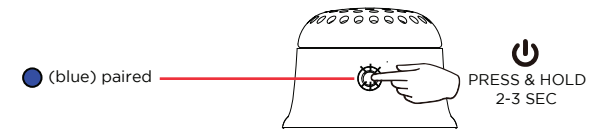
1. Press and hold the power button for 2-3 seconds to turn the speaker On and Off. While ON the Indicator light will flash blue to show it has entered pairing mode.



2. Go to the Bluetooth settings menu on your phone. Make sure that Bluetooth is turned on. Connect to the device listed as "Magnet Speaker"



3. Once paired, the indicator will remain blue and shine steadily. Note that the light may flash slowly when music is playing.



NOTE

On the bottom of the speaker is a built-in Magnetic plate. You can attach the speaker to flat magnetic surfaces.

Specifications

Battery: Built-in 300mAh Li-ion battery
Speaker: 3W / 4Ω
Playtime: 1.5 hours*
Charging Input: DC 5V-100mA
Working Bluetooth Distance: ~10 meters

*When used at 50% volume

Features

- Magnetically attaches to most metal surfaces.
- Doubles as a phone stand when attached to compatible devices.

Contents

- Wireless Speaker
- Type-C Charging Cable
- User's Manual

Safety Precautions

When using your wireless speaker, basic safety precautions should always be followed, including the following:

1. READ ALL INSTRUCTIONS BEFORE USING YOUR WIRELESS SPEAKER.
2. Never expose your wireless speaker to high temperatures, extreme cold, high humidity, moisture, or water.
3. To avoid the risk of electric shock, never attempt to open or repair your wireless speaker without the assistance of certified professionals.
4. Your wireless speaker is not to be used by children or the infirm without suitable adult supervision.
5. Always press all buttons carefully. Do not manhandle your wireless speaker.
6. Do not use your wireless speaker at temperatures under 32°F (0°C) or over 104°F (40°C).
7. Do not drop your wireless speaker, throw it, or subject it to strong impacts or physical trauma.
8. If you detect any abnormalities when using your wireless speaker, contact the manufacturer for support. In addition, do not continue to use your wireless speaker if you detect any smoke or fire.
9. Unplug your wireless speaker when not in use for extended periods of time.
10. When plugged in, do not place your wireless speaker on flammable materials such as rugs, carpets, or bedding.
11. Please recycle or dispose of your wireless speaker properly according to your municipality's laws and rules. Contact local recycling facilities and/or the manufacturer for further information.
12. Clean your wireless speaker using a soft cloth or paper towel. Do not use harsh chemicals when cleaning your wireless speaker, and never submerge your wireless speaker in water.
13. Do not leave your wireless speaker unattended while magnetically attached to any surface.
14. Keep the wireless speaker away from any magnetically sensitive devices to avoid damage.

Warranty

This warranty covers the original consumer purchaser only and is not transferable.

This warranty covers products that fail to function properly UNDER NORMAL USAGE, due to defects in material or workmanship. Your product will be repaired or replaced at no charge for parts or labor for a period of one year.

What Is Not Covered by Warranty

Damages or malfunctions not resulting from defects in material or workmanship and damages or malfunctions from other than normal use, including, but not limited to, repair by unauthorized parties, tampering, modification or accident.

To Obtain Warranty Service and Troubleshooting Information:

Call 1-800-592-9541 or visit our website at www.vivitar.com.

To receive Warranty service along with the name and address of an authorized product service center, the original consumer purchaser must contact us for problem determination and service procedures. Proof of purchase in the form of a bill of sale or receipted invoice, evidencing that the product is within the applicable Warranty period(s), MUST be presented in order to obtain the requested service. It is your responsibility to properly package and send any defective products along with a dated copy of proof of purchase, a written explanation of the problem, and a valid return address to the authorized service center at your expense. Do not include any other items or accessories with the defective product. Any products received by the authorized service center that are not covered by warranty will be returned unrepaid.

FCC Statement

Changes or modifications not expressly approved by the party responsible for compliance could void the user's authority to operate the equipment.

This device complies with Part 15 of the FCC Rules. Operation is subject to the following two conditions: (1) this device may not cause harmful interference, and (2) this device must accept any interference received, including interference that may cause undesired operation.

This equipment has been tested and found to comply with the limits for a Class B digital device, pursuant to Part 15 of the FCC Rules. These limits are designed to provide reasonable protection against harmful interference in a residential installation. This equipment generates, uses and can radiate radio frequency energy and, if not installed and used in accordance with the instructions, may cause harmful interference to radio communications. However, there is no guarantee that interference will not occur in a particular installation.

If this equipment does cause harmful interference to radio or television reception, which can be determined by turning the equipment off and on, the user is encouraged to try to correct the interference by one or more of the following measures:

- Reorient or relocate the receiving antenna.
- Increase the separation between the equipment and receiver.
- Connect the equipment into an outlet on a circuit different from that to which the receiver is connected.
- Consult the dealer or an experienced radio/TV technician for help.

VIVITAR®

© 2024 Sakar International
 195 Carter Drive,
 Edison, NJ 08817
 Support: 800 592 9541
www.vivitar.com



The Bluetooth® word mark and logos are registered trademarks owned by the Bluetooth SIG, Inc. and any use of such marks by Sakar International is under license. Other trademarks and trade names are those of their respective owners."