

TITAN Wireless Audio Gateway

User guide



GATEWAY + Wireless Body PTT
+ Wireless Handlebar PTT



INTRODUCTION

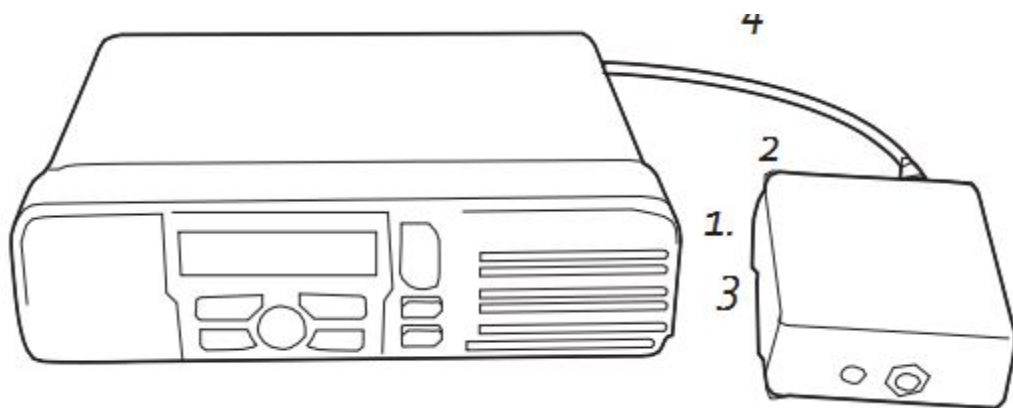
The Wireless Gateway allows you freedom to make and receive calls through your mobile radio while on the move or in an office. You can connect the Gateway to a compatible radio and enable support for Wireless communication. Please read the user manual to make the best use of this device and its many features.

GET STARTED

Gateway overview

The Gateway contains the following features as shown in the figure:

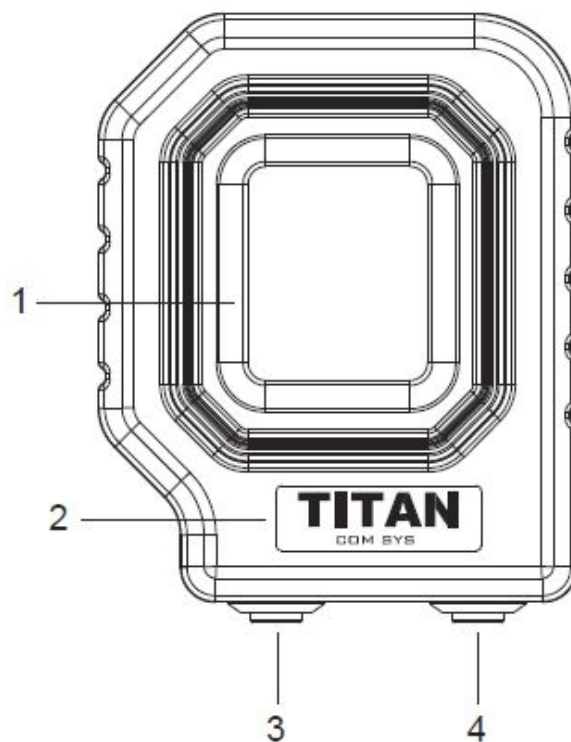
- 1. PTT button/Pairing button
- 2. Led indicator (blue)
- 3. +/- button for pairing a wireless device
- 4. Cable for the radio



Wireless Body PTT overview

The Wireless Body PTT contains the following features as shown in the figure:

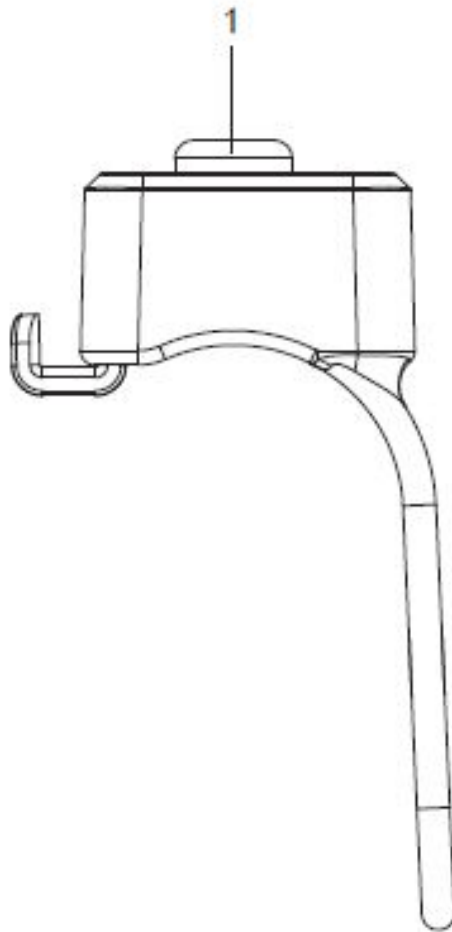
- 1. PTT button
- 2. Logo
- 3. Pairing/LED
- 4. Pairing/LED



Wireless Handlebar PTT overview

The Wireless Handlebar PTT contains the following features as shown in the figure:

- 1. Pairing /PTT button



Pair the Gateway with the Headset

- 1.** Turn off the radio and place the Gateway wire into the rear connector on the backside side of your radio.
- 2.** Press and hold the PTT button on the Gateway box for 5-10 seconds while turning on the radio.
- 3.** The LED indicator will light constantly when in pairing mode.
- 4.** When the LED starts flashing, pairing with the headset has succeeded.

Pair the Gateway with the Wireless Body PTT (or Wireless Handlebar PTT)

1. For pairing a wireless PTT, turn off your radio again.
2. Press and hold the volume +/- buttons on the Wireless Body PTT for 5 seconds. The LED on the frontside of the Wireless Body PTT will flash red 1 time shortly. The Wireless Body PTT is now in pairing mode.

(Or press the PTT button of the wireless Handlebar PTT 3 times ,then hold on for 5 S , The wireless handlebar PTT is in pairing model .)

BASIC USE - CALL HANDLING

To make a call (Push to talk)

Use either the Wireless Body PTT, the Gateways side PTT or The wireless handlebar PTT to activate a call. You can also use a specific TITAN approved headset (like the HCD) to activate a PTT.

To hear an incoming call

The Gateway will automatically detect an incoming call and bring the sound to your headset/HCD device