



# TEST REPORT

## No. I22Z60130-WMD03

for

**TCL Communication Ltd.**

**5G NR/LTE/WCDMA/GSM mobile phone**

**Model Name: T7760**

**FCC ID: 2ACCJN065**

with

**Hardware Version: 03**

**Software Version: v4.0.7FA6**

**Issued Date: 2022-03-30**

**Note:**

The test results in this test report relate only to the devices specified in this report. This report shall not be reproduced except in full without the written approval of CTTL.

The report must not be used by the client to claim product certification, approval, or endorsement by NVLAP, NIST, or any agency of the U.S. Government.

**Test Laboratory:**

**CTTL, Telecommunication Technology Labs, CAICT**

No. 52, Huayuan North Road, Haidian District, Beijing, P. R. China 100191.

Tel: +86(0)10-62304633-2512, Fax: +86(0)10-62304633-2504

Email: [ctl\\_terminals@caict.ac.cn](mailto:ctl_terminals@caict.ac.cn), website: [www.caict.ac.cn](http://www.caict.ac.cn)



## **REPORT HISTORY**

<b>Report Number</b>	<b>Revision</b>	<b>Description</b>	<b>Issue Date</b>
I22Z60130-WMD03	Rev.0	1 <sup>st</sup> edition	2022-03-25
I22Z60130-WMD03	Rev.1	2 <sup>nd</sup> edition Add KDB 940660 D01 in section 4.2.	2022-03-30

Note: the latest revision of the test report supersedes all previous version.

## **CONTENTS**

<b>1.</b>	<b>TEST LABORATORY .....</b>	<b>4</b>
<b>1.1.</b>	<b>INTRODUCTION &amp; ACCREDITATION.....</b>	<b>4</b>
<b>1.2.</b>	<b>TESTING LOCATION .....</b>	<b>4</b>
<b>1.3.</b>	<b>TESTING ENVIRONMENT .....</b>	<b>5</b>
<b>1.4.</b>	<b>PROJECT DATA .....</b>	<b>5</b>
<b>1.5.</b>	<b>SIGNATURE.....</b>	<b>5</b>
<b>2.</b>	<b>CLIENT INFORMATION.....</b>	<b>6</b>
<b>2.1.</b>	<b>APPLICANT INFORMATION.....</b>	<b>6</b>
<b>2.2.</b>	<b>MANUFACTURER INFORMATION .....</b>	<b>6</b>
<b>3.</b>	<b>EQUIPMENT UNDER TEST (EUT) AND ANCILLARY EQUIPMENT (AE) .....</b>	<b>7</b>
<b>3.1.</b>	<b>ABOUT EUT .....</b>	<b>7</b>
<b>3.2.</b>	<b>INTERNAL IDENTIFICATION OF EUT USED DURING THE TEST .....</b>	<b>7</b>
<b>3.3.</b>	<b>INTERNAL IDENTIFICATION OF AE USED DURING THE TEST .....</b>	<b>7</b>
<b>4.</b>	<b>REFERENCE DOCUMENTS .....</b>	<b>8</b>
<b>4.1.</b>	<b>DOCUMENTS SUPPLIED BY APPLICANT .....</b>	<b>8</b>
<b>4.2.</b>	<b>REFERENCE DOCUMENTS FOR TESTING .....</b>	<b>8</b>
<b>5.</b>	<b>LABORATORY ENVIRONMENT.....</b>	<b>9</b>
<b>6.</b>	<b>SUMMARY OF TEST RESULT .....</b>	<b>10</b>
<b>7.</b>	<b>TEST EQUIPMENT UTILIZED .....</b>	<b>14</b>
	<b>ANNEX A: MEASUREMENT RESULTS.....</b>	<b>15</b>
	A.1 OUTPUT POWER .....	15
	A.2 EMISSION LIMIT .....	53
	A.3 FREQUENCY STABILITY .....	65
	A.4 OCCUPIED BANDWIDTH.....	71
	A.5 EMISSION BANDWIDTH.....	115
	A.6 BAND EDGE COMPLIANCE .....	159
	A.7 CONDUCTED SPURIOUS EMISSION .....	224
	A.8 PEAK-TO-AVERAGE POWER RATIO .....	232
	A.9 END USER DEVICE ADDITIONAL REQUIREMENT (CBSD PROTOCOL) .....	234
	<b>ANNEX B: ACCREDITATION CERTIFICATE.....</b>	<b>237</b>



## **1. Test Laboratory**

### **1.1. Introduction & Accreditation**

Telecommunication Technology Labs, CAICT is an ISO/IEC 17025:2017 accredited test laboratory under NATIONAL VOLUNTARY LABORATORY ACCREDITATION PROGRAM (NVLAP) with lab code 600118-0 and is also an FCC accredited test laboratory (CN5017), and ISED accredited test laboratory (CN0066). The detail accreditation scope can be found on NVLAP website.

### **1.2. Testing Location**

Location 1: CTTL (huayuan North Road)

Address: No. 52, Huayuan North Road, Haidian District, Beijing,  
P. R. China 100191

Location 2: CTTL (BDA)

Address: No.18A, Kangding Street, Beijing Economic-Technology  
Development Area, Beijing, P. R. China 100176

### 1.3. Testing Environment

Normal Temperature: 15-35°C  
Relative Humidity: 20-75%

### 1.4. Project Data

Testing Start Date: 2022-01-27  
Testing End Date: 2022-03-18

### 1.5. Signature



---

Dong Yuan  
(Prepared this test report)



---

Zhou Yu  
(Reviewed this test report)



---

Zhao Hui Lin  
Deputy Director of the laboratory  
(Approved this test report)



## **2. Client Information**

### **2.1. Applicant Information**

Company Name: TCL Communication Ltd.  
Address /Post: 5/F, Building 22E, 22 Science Park East Avenue, Hong Kong Science  
Park, Shatin, NT, Hong Kong  
Contact: Peter yang  
Email: peter.yang@tcl.com  
Telephone: +86 755 3664 5759  
Fax: +86 755 3664 5759

### **2.2. Manufacturer Information**

Company Name: TCL Communication Ltd.  
Address /Post: 5/F, Building 22E, 22 Science Park East Avenue, Hong Kong Science  
Park, Shatin, NT, Hong Kong  
Contact: Peter yang  
Email: peter.yang@tcl.com  
Telephone: +86 755 3664 5759  
Fax: +86 755 3664 5759

### 3. Equipment Under Test (EUT) and Ancillary Equipment (AE)

#### 3.1. About EUT

Description	5G NR/LTE/WCDMA/GSM mobile phone
Model Name	T7760
FCC ID	2ACCJN065
Antenna	Embedded
Output power	22.49dBm maximum EIRP measured for LTE Band 41
Extreme vol. Limits	3.5VDC to 4.45VDC (nominal: 3.87VDC)
Extreme temp. Tolerance	-10°C to +55°C
LTE Frequency Band	FDD1/FDD2/FDD3/FDD4/FDD5/ FDD7/FDD12/FDD13/FDD17/FDD20/ FDD25/ FDD26/ FDD28/ FDD29/TDD38/ TDD40/TDD41/ TDD42/ TDD48/FDD66/ FDD71
LTE DL 2CA Frequency Band	CA_2A-2A,CA_2C,CA_2A-4A,CA_2A-5A, CA_2A-7A,CA_2A-12A,CA_2A-13A,CA_2A_28A, CA_2A-29A,CA_2A-38A,CA_2A-66A,CA_2A-71A, CA_3C,CA_4A-5A,CA_4A-7A,CA_4A-12A,CA_4A-13A, CA_4A-17A,CA_4A-28A,CA_4A-29A,CA_4A-71A,CA_5A-7A, CA_5A-41A,CA_5A-66A,CA_7A-7A,CA_7C,CA_7A-12A, CA_7A-13A,CA_7A-25A,CA_7A-28A,CA_7A-29A, CA_7A-66A,CA_7A-71A,CA_12A-25A,CA_12A-66A, CA_13A-66A,CA_25A-25A,CA_25A-66A,CA_28C,CA_28A-38A, CA_29A-66A,CA_41A-41A,CA_41A-48A,CA_66A-66A,CA_66A-71A

Note: Components list, please refer to documents of the manufacturer; it is also included in the original test record of CTTL.

#### 3.2. Internal Identification of EUT used during the test

EUT ID*	IMEI	HW Version	SW Version	Date of receipt
UT33a	016197000010203	03	v4.0.7FA6	2022-01-27
UT45a	016197000031977	03	v4.0.7FA6	2022-02-15
UT47a	016197000031548	03	v4.0.7FA6	2022-02-15

\*EUT ID: is used to identify the test sample in the lab internally.

#### 3.3. Internal Identification of AE used during the test

AE ID*	Description
AE1	Battery
AE1	
Model	TLp049B7
Manufacturer	VEKEN
Capacitance	4900mAh

\*AE ID: is used to identify the test sample in the lab internally.



## **4. Reference Documents**

### **4.1. Documents supplied by applicant**

EUT parameters are supplied by the client or manufacturer, which are the bases of testing.

### **4.2. Reference Documents for testing**

The following documents listed in this section are referred for testing.

<b>Reference</b>	<b>Title</b>	<b>Version</b>
FCC Part 24	PERSONAL COMMUNICATIONS SERVICES	10-1-20 Edition
FCC Part 22	PUBLIC MOBILE SERVICES	10-1-20 Edition
FCC Part 27	MISCELLANEOUS WIRELESS COMMUNICATIONS SERVICES	10-1-20 Edition
FCC Part 90	PRIVATE LAND MOBILE RADIO SERVICES	10-1-20 Edition
ANSI/TIA-603-E	Land Mobile FM or PM Communications Equipment Measurement and Performance Standards	2016
ANSI C63.26	American National Standard for Compliance Testing of Transmitters Used in Licensed Radio Services	2015
KDB 971168 D01	MEASUREMENT GUIDANCE FOR CERTIFICATION OF LICENSED DIGITAL TRANSMITTERS	v03r01
KDB 940660 D01	CERTIFICATION AND TEST PROCEDURES FOR CITIZENS BROADBAND RADIO SERVICE DEVICES AUTHORIZED UNDER PART 96	v03



## 5. Laboratory Environment

**Control room / conducted chamber** did not exceed following limits along the EMC testing:

Temperature	Min. = 15 °C, Max. = 35 °C
Relative humidity	Min. = 20 %, Max. = 80 %
Shielding effectiveness	> 110 dB
Electrical insulation	>2 M
Ground system resistance	< 0.5

**Fully-anechoic chamber 2** (8.6 meters×6.1 meters×3.85 meters) did not exceed following limits along the EMC testing:

Temperature	Min. = 15 °C, Max. = 30 °C
Relative humidity	Min. = 35 %, Max. = 60 %
Shielding effectiveness	> 110 dB
Electrical insulation	>2 M
Ground system resistance	< 1
Site voltage standing-wave ratio ( $S_{VSWR}$ )	Between 0 and 6 dB, from 1GHz to 18GHz
Uniformity of field strength	Between 0 and 6 dB, from 80 to 6000 MHz

**Semi-anechoic chamber 2 / Fully-anechoic chamber 3** (10 meters×6.7 meters×6.15 meters) did not exceed following limits along the EMC testing:

Temperature	Min. = 15 °C, Max. = 30 °C
Relative humidity	Min. = 35 %, Max. = 60 %
Shielding effectiveness	> 100 dB
Electrical insulation	>2 M
Ground system resistance	< 0.5
Normalised site attenuation (NSA)	<±3.5 dB, 3 m distance
Site voltage standing-wave ratio ( $S_{VSWR}$ )	Between 0 and 6 dB, from 1GHz to 18GHz
Uniformity of field strength	Between 0 and 6 dB, from 80 to 6000 MHz

## 6. Summary Of Test Result

### LTE Band 7

Items	Test Name	Clause in FCC rules	Verdict
1	Output Power	27.50	P
2	Emission Limit	2.1051/27.53	P
3	Frequency Stability	2.1055	P
4	Occupied Bandwidth	2.1049	P
5	Emission Bandwidth	27.53	P
6	Band Edge Compliance	27.53	P
7	Conducted Spurious Emission	27.53	P
8	Peak-to-Average Power Ratio	27.50	P

### LTE Band 12 (17)

Items	Test Name	Clause in FCC rules	Verdict
1	Output Power	27.50	P
2	Emission Limit	2.1051/27.53	P
3	Frequency Stability	2.1055	P
4	Occupied Bandwidth	2.1049	P
5	Emission Bandwidth	27.53	P
6	Band Edge Compliance	27.53	P
7	Conducted Spurious Emission	27.53	P
8	Peak-to-Average Power Ratio	27.50	P

### LTE Band 13

Items	Test Name	Clause in FCC rules	Verdict
1	Output Power	27.50	P
2	Emission Limit	2.1051/27.53	P
3	Frequency Stability	2.1055	P
4	Occupied Bandwidth	2.1049	P
5	Emission Bandwidth	27.53	P
6	Band Edge Compliance	27.53	P
7	Conducted Spurious Emission	27.53	P
8	Peak-to-Average Power Ratio	27.50	P

**LTE Band 25 (2)**

Items	Test Name	Clause in FCC rules	Verdict
1	Output Power	24.232	P
2	Emission Limit	2.1051/24.238	P
3	Frequency Stability	2.1055	P
4	Occupied Bandwidth	2.1049	P
5	Emission Bandwidth	24.238	P
6	Band Edge Compliance	24.238	P
7	Conducted Spurious Emission	24.238	P
8	Peak-to-Average Power Ratio	24.232	P

**LTE Band 26(814MHz~824MHz)**

Items	Test Name	Clause in FCC rules	Verdict
1	Output Power	90.635	P
2	Emission Limit	2.1051/90.691	P
3	Frequency Stability	2.1055	P
4	Occupied Bandwidth	2.1049	P
5	Emission Bandwidth	2.1049	P
6	Band Edge Compliance	90.691	P
7	Conducted Spurious Emission	90.691	P

**LTE Band 26(824MHz~849MHz) (5)**

Items	Test Name	Clause in FCC rules	Verdict
1	Output Power	22.913	P
2	Emission Limit	2.1051/22.917	P
3	Frequency Stability	2.1055	P
4	Occupied Bandwidth	2.1049	P
5	Emission Bandwidth	22.917	P
6	Band Edge Compliance	22.917	P
7	Conducted Spurious Emission	22.917	P

**LTE Band 41 (38)**

Items	Test Name	Clause in FCC rules	Verdict
1	Output Power	27.50	P
2	Emission Limit	2.1051/27.53	P
3	Frequency Stability	2.1055	P
4	Occupied Bandwidth	2.1049	P
5	Emission Bandwidth	27.53	P
6	Band Edge Compliance	27.53	P
7	Conducted Spurious Emission	27.53	P
8	Peak-to-Average Power Ratio	27.50	P

**LTE Band 48**

Items	Test Name	Clause in FCC rules	Verdict
1	Output Power	96.41	P
2	Emission Limit	96.41	P
3	Frequency Stability	2.1055	P
4	Occupied Bandwidth	2.1049	P
5	Emission Bandwidth	96.41	P
6	Band Edge Compliance	96.41	P
7	Conducted Spurious Emission	96.41	P
8	Peak-to-Average Power Ratio	96.41	P
9	End User Device Additional Requirements (CBSD Protocol)	96.47	P

**LTE Band 66 (4)**

Items	Test Name	Clause in FCC rules	Verdict
1	Output Power	27.50	P
2	Emission Limit	2.1051/27.53	P
3	Frequency Stability	2.1055	P
4	Occupied Bandwidth	2.1049	P
5	Emission Bandwidth	27.53	P
6	Band Edge Compliance	27.53	P
7	Conducted Spurious Emission	27.53	P
8	Peak-to-Average Power Ratio	27.50	P

**LTE Band 71**

Items	Test Name	Clause in FCC rules	Verdict
1	Output Power	27.50	P
2	Emission Limit	2.1051/27.53	P
3	Frequency Stability	2.1055	P
4	Occupied Bandwidth	2.1049	P
5	Emission Bandwidth	27.53	P
6	Band Edge Compliance	27.53	P
7	Conducted Spurious Emission	27.53	P
8	Peak-to-Average Power Ratio	27.50	P

Terms used in Verdict column

P	Pass. The EUT complies with the essential requirements in the standard.
NP	Not Performed. The test was not performed by CTTL.
NA	Not Applicable. The test was not applicable.
BR	Re-use test data from basic model report.
F	Fail. The EUT does not comply with the essential requirements in the standard.

All the test results are based on normal power.

LTE Band 25, Band 66, Band 26, Band 12 and Band 41 overlaps the entire frequency range of LTE Band 2, Band 4, Band 5, Band 17 and Band 38. Therefore, test data provided in this report covers Band 2, Band 4, Band 5, Band 17, Band 38 as well as Band 25, Band 66, Band 26, Band 12, Band 41.

LTE Band 41 is tested by power class 3.

#### Explanation of worst-case configuration

The worst-case scenario for all measurements is based on the conducted output power measurement investigation results. Output power was measured on QPSK, 16QAM and 64QAM modulations. It was found that QPSK was the worst case. All testing was performed using QPSK modulations to represent the worst case unless otherwise stated. The test results shown in the following sections represent the worst case emission.

## 7. Test Equipment Utilized

Description	Type	Series Number	Manufacture	Cal Due Date	Calibration Interval
Wideband Radio Communication Tester	CMW500	159082	R&S	2023-01-17	25 months
Spectrum Analyzer	FSU	200030	R&S	2022-06-02	1 year
Radio Communication Analyzer	MT8821C	6201763159	Anritsu	2022-08-09	1 year
Climate Chamber	SH-242	93008556	ESPEC	2023-12-23	3 years
EMI Antenna	3117	00058889	ETS-Lindgren	2022-11-07	1 year
EMI Antenna	3115	6914	ETS-Lindgren	2023-01-19	1 year
Test Receiver	FSV30	101525	R&S	2023-01-24	1 year
Universal Radio Communication Tester	CMW500	143008	R&S	2022-12-01	1 year
EMI Antenna	VULB9163	9163-235	Schwarzbeck	2022-04-07	1 year
Signal Generator	N5183A	MY49060052	Agilent	2022-07-11	1 year

## Annex A: Measurement Results

### A.1 Output Power

#### A.1.1 Summary

During the process of testing, the EUT was controlled via communication tester to ensure max power transmission and proper modulation.

In all cases, output power is within the specified limits.

#### A.1.2 Conducted

##### A.1.2.1 Method of Measurements

The EUT was set up for the max output power with pseudo random data modulation.

These measurements were done at 3 frequencies (bottom, middle and top of operational frequency range) for each bandwidth.

##### A.1.2.2 Measurement Result

#### LTE band 7

Bandwidth	RB size/offset	Frequency (MHz)	Power (dBm)		
			QPSK	16QAM	64QAM
5MHz	1 RB high	2567.5	23.85	23.11	22.12
		2535.0	23.45	22.77	21.74
		2502.5	23.70	23.10	21.91
	1 RB low	2567.5	23.77	23.08	22.02
		2535.0	23.42	22.85	21.75
		2502.5	23.81	23.14	22.08
	50% RB mid	2567.5	22.92	21.93	20.92
		2535.0	22.59	21.57	20.56
		2502.5	22.86	21.84	20.87
	100% RB	2567.5	22.94	21.95	20.91
		2535.0	22.58	21.56	20.53
		2502.5	22.89	21.90	20.88
10MHz	1 RB high	2565.0	23.82	23.20	22.07
		2535.0	23.43	22.84	21.66
		2505.0	23.59	23.03	21.89
	1 RB low	2565.0	23.71	23.05	21.94
		2535.0	23.41	22.90	21.69
		2505.0	23.75	23.16	21.95
	50% RB mid	2565.0	22.87	21.88	20.90
		2535.0	22.54	21.60	20.50
		2505.0	22.84	21.85	20.82
	100% RB	2565.0	22.85	21.85	20.84
		2535.0	22.60	21.60	20.54

		2505.0	22.86	21.83	20.78
15MHz	1 RB high	2562.5	23.67	23.03	21.95
		2535.0	23.34	22.80	21.73
		2507.5	23.44	22.76	21.80
	1 RB low	2562.5	23.50	22.92	21.80
		2535.0	23.34	22.69	21.73
		2507.5	23.66	23.12	21.95
	50% RB mid	2562.5	22.75	21.74	20.76
		2535.0	22.54	21.50	20.54
		2507.5	22.76	21.72	20.76
	100% RB	2562.5	22.75	21.77	20.79
		2535.0	22.51	21.51	20.55
		2507.5	22.73	21.75	20.70
20MHz	1 RB high	2560.0	23.79	23.20	22.16
		2535.0	23.51	22.91	21.83
		2510.0	23.54	22.93	21.84
	1 RB low	2560.0	23.64	23.12	22.03
		2535.0	23.50	22.92	21.75
		2510.0	23.83	23.23	22.05
	50% RB mid	2560.0	22.92	22.02	20.99
		2535.0	22.74	21.73	20.74
		2510.0	22.91	21.94	20.92
	100% RB	2560.0	22.93	21.94	20.93
		2535.0	22.73	21.68	20.71
		2510.0	22.91	21.84	20.82



**LTE band 12**

Bandwidth	RB size/offset	Frequency (MHz)	Power (dBm)		
			QPSK	16QAM	64QAM
1.4MHz	1 RB high	715.3	23.47	22.15	21.81
		707.5	23.52	22.71	21.71
		699.7	23.54	22.71	21.81
	1 RB low	715.3	23.48	22.09	21.75
		707.5	23.50	22.68	21.75
		699.7	23.14	22.80	21.88
	50% RB mid	715.3	23.52	22.49	21.68
		707.5	23.49	22.51	21.68
		699.7	23.58	22.52	21.81
	100% RB	715.3	22.50	21.68	20.58
		707.5	22.48	21.69	20.55
		699.7	22.58	21.78	20.61
3MHz	1 RB high	714.5	23.43	22.55	21.79
		707.5	23.51	22.67	21.72
		700.5	23.52	22.72	21.78
	1 RB low	714.5	23.48	22.72	21.74
		707.5	23.48	22.69	21.78
		700.5	23.59	22.76	21.85
	50% RB mid	714.5	22.44	21.64	20.59
		707.5	22.46	21.71	20.59
		700.5	22.54	21.60	20.70
	100% RB	714.5	22.46	21.64	20.58
		707.5	22.44	21.61	20.56
		700.5	22.54	21.71	20.65
5MHz	1 RB high	713.5	23.50	22.71	21.77
		707.5	23.54	22.77	21.75
		701.5	23.55	22.65	21.73
	1 RB low	713.5	23.57	22.79	21.81
		707.5	23.55	22.76	21.82
		701.5	23.64	22.76	21.92
	50% RB mid	713.5	22.46	21.61	20.62
		707.5	22.54	21.66	20.65
		701.5	22.59	21.56	20.74
	100% RB	713.5	22.50	21.63	20.64
		707.5	22.47	21.66	20.64
		701.5	22.60	21.75	20.71
10MHz	1 RB high	711.0	23.39	22.57	21.72
		707.5	23.46	22.63	21.71
		704.0	23.52	22.66	21.75



	1 RB low	711.0	23.52	22.65	21.84
		707.5	23.55	22.79	21.76
		704.0	23.60	22.73	21.93
	50% RB mid	711.0	22.46	21.66	20.63
		707.5	22.49	21.65	20.62
		704.0	22.49	21.71	20.68
	100% RB	711.0	22.40	21.60	20.54
		707.5	22.43	21.61	20.55
		704.0	22.57	21.67	20.66

**LTE band 13**

Bandwidth	RB size/offset	Frequency (MHz)	Power (dBm)		
			QPSK	16QAM	64QAM
5MHz	1 RB high	784.5	22.78	21.79	22.78
		782.0	22.87	21.64	22.87
		779.5	22.86	21.67	22.86
	1 RB low	784.5	22.75	21.66	22.75
		782.0	22.78	21.72	22.78
		779.5	22.86	21.83	22.86
	50% RB mid	784.5	21.62	20.59	21.62
		782.0	21.52	20.52	21.52
		779.5	21.55	20.53	21.55
	100% RB	784.5	21.58	20.53	21.58
		782.0	21.52	20.51	21.52
		779.5	21.58	20.55	21.58
10MHz	1 RB high	782.0	22.8	21.69	22.8
	1 RB low	782.0	22.92	21.7	22.92
	50% RB mid	782.0	21.58	20.54	21.58
	100% RB	782.0	21.46	20.4	21.46

**LTE band 25**

Bandwidth	RB size/offset	Frequency (MHz)	Power (dBm)		
			QPSK	16QAM	64QAM
1.4MHz	1 RB high	1914.3	23.34	22.51	21.44
		1882.5	23.50	22.64	21.52
		1850.7	23.36	22.62	21.53
	1 RB low	1914.3	23.33	22.47	21.43
		1882.5	23.48	22.74	21.57
		1850.7	23.41	22.57	21.42
	50% RB mid	1914.3	23.37	22.31	21.38
		1882.5	23.42	22.49	21.58
		1850.7	23.42	22.42	21.49
	100% RB	1914.3	22.35	21.38	20.20
		1882.5	22.48	21.56	20.41
		1850.7	22.41	21.45	20.31
3MHz	1 RB high	1913.5	23.31	22.40	21.43
		1882.5	23.42	22.72	21.62
		1851.5	23.38	22.66	21.56
	1 RB low	1913.5	23.31	22.54	21.36
		1882.5	23.42	22.65	21.58
		1851.5	23.34	22.59	21.45
	50% RB mid	1913.5	22.30	21.35	20.31
		1882.5	22.37	21.48	20.41
		1851.5	22.31	21.35	20.34
	100% RB	1913.5	22.27	21.30	20.21
		1882.5	22.38	21.44	20.39
		1851.5	22.33	21.39	20.28
5MHz	1 RB high	1912.5	23.41	22.50	21.43
		1882.5	23.48	22.64	21.57
		1852.5	23.37	22.57	21.50
	1 RB low	1912.5	23.39	22.50	21.51
		1882.5	23.51	22.71	21.62
		1852.5	23.40	22.56	21.41
	50% RB mid	1912.5	22.35	21.36	20.33
		1882.5	22.45	21.44	20.47
		1852.5	22.36	21.34	20.35
	100% RB	1912.5	22.35	21.35	20.28
		1882.5	22.49	21.50	20.45
		1852.5	22.41	21.38	20.33
10MHz	1 RB high	1910.0	23.37	22.52	21.39
		1882.5	23.44	22.71	21.50
		1855.0	23.37	22.52	21.45

	1 RB low	1910.0	23.38	22.65	21.52
		1882.5	23.46	22.69	21.51
		1855.0	23.38	22.55	21.43
	50% RB mid	1910.0	22.35	21.36	20.31
		1882.5	22.46	21.46	20.45
		1855.0	22.33	21.37	20.34
	100% RB	1910.0	22.40	21.36	20.36
		1882.5	22.51	21.52	20.45
		1855.0	22.39	21.39	20.36
15MHz	1 RB high	1907.5	23.29	22.37	21.36
		1882.5	23.38	22.50	21.48
		1857.5	23.26	22.50	21.42
	1 RB low	1907.5	23.36	22.61	21.46
		1882.5	23.39	22.56	21.56
		1857.5	23.27	22.58	21.42
	50% RB mid	1907.5	22.38	21.32	20.38
		1882.5	22.45	21.43	20.44
		1857.5	22.33	21.29	20.32
	100% RB	1907.5	22.44	21.38	20.37
		1882.5	22.45	21.42	20.38
		1857.5	22.35	21.30	20.28
20MHz	1 RB high	1905.0	23.39	22.50	21.42
		1882.5	23.49	22.74	21.50
		1860.0	23.38	22.54	21.47
	1 RB low	1905.0	23.46	22.66	21.51
		1882.5	23.45	22.69	21.56
		1860.0	23.39	22.64	21.48
	50% RB mid	1905.0	22.50	21.55	20.49
		1882.5	22.57	21.55	20.52
		1860.0	22.42	21.42	20.43
	100% RB	1905.0	22.56	21.53	20.51
		1882.5	22.61	21.57	20.55
		1860.0	22.40	21.34	20.39

**LTE band 26(814MHz~824MHz)**

Bandwidth	RB size/offset	Frequency (MHz)	Power (dBm)		
			QPSK	16QAM	64QAM
1.4MHz	1 RB high	823.3	23.33	22.46	21.57
		819.0	23.38	22.47	21.36
		814.7	23.36	22.45	21.08
	1 RB low	823.3	23.36	22.47	21.17
		819.0	23.37	22.44	21.37
		814.7	23.37	22.53	21.05
	50% RB mid	823.3	23.44	22.58	21.56
		819.0	23.39	22.57	21.48
		814.7	23.50	22.55	21.48
	100% RB	823.3	22.45	21.59	20.42
		819.0	22.43	21.57	20.43
		814.7	22.46	21.60	20.39
3MHz	1 RB high	822.5	23.34	22.39	21.58
		819.0	23.35	22.39	21.25
		815.5	23.37	22.46	21.26
	1 RB low	822.5	23.34	22.41	21.57
		819.0	23.35	22.41	21.65
		815.5	23.48	22.57	21.58
	50% RB mid	822.5	22.37	21.43	20.46
		819.0	22.37	21.37	20.42
		815.5	22.38	21.43	20.48
	100% RB	822.5	22.41	21.39	20.44
		819.0	22.39	21.35	20.43
		815.5	22.36	21.33	20.42
5MHz	1 RB high	821.5	23.46	22.50	21.63
		819.0	23.45	22.49	21.29
		816.5	23.48	22.55	21.69
	1 RB low	821.5	23.48	22.51	21.68
		819.0	23.47	22.55	21.38
		816.5	23.50	22.57	21.46
	50% RB mid	821.5	22.43	21.48	20.49
		819.0	22.43	21.48	20.48
		816.5	22.43	21.47	20.47
	100% RB	821.5	22.44	21.39	20.49
		819.0	22.44	21.40	20.47
		816.5	22.44	21.42	20.48
10MHz	1 RB high	819.0	23.41	22.44	21.69
	1 RB low	819.0	23.44	22.53	21.41
	50% RB mid	819.0	22.47	21.53	20.46



I22Z60130-WMD03

	100% RB	819.0	22.45	21.48	20.44
--	---------	-------	-------	-------	-------

**LTE band 26(824MHz~849MHz)**

Bandwidth	RB size/offset	Frequency (MHz)	Power (dBm)		
			QPSK	16QAM	64QAM
1.4MHz	1 RB high	848.3	23.32	22.41	21.09
		836.5	23.27	22.47	21.51
		824.7	23.32	22.42	21.54
	1 RB low	848.3	23.31	22.39	21.07
		836.5	23.29	22.51	21.56
		824.7	23.31	22.41	21.53
	50% RB mid	848.3	23.43	22.50	21.56
		836.5	23.33	22.58	21.48
		824.7	23.42	22.44	21.42
	100% RB	848.3	22.47	21.59	20.43
		836.5	22.37	21.27	20.38
		824.7	22.46	21.55	20.35
3MHz	1 RB high	847.5	23.34	22.41	21.09
		836.5	23.32	22.38	21.03
		825.5	23.33	22.43	21.45
	1 RB low	847.5	23.36	22.40	21.13
		836.5	23.42	22.42	21.11
		825.5	23.35	22.43	21.55
	50% RB mid	847.5	22.36	21.41	20.47
		836.5	22.32	21.37	20.45
		825.5	22.35	21.42	20.44
	100% RB	847.5	22.38	21.35	20.39
		836.5	22.38	21.34	20.41
		825.5	22.36	21.32	20.42
5MHz	1 RB high	846.5	23.56	22.53	21.15
		836.5	23.48	22.53	21.16
		826.5	23.50	22.50	21.61
	1 RB low	846.5	23.50	22.53	21.21
		836.5	23.46	22.51	21.17
		826.5	23.49	22.54	21.64
	50% RB mid	846.5	22.39	21.46	20.52
		836.5	22.41	21.44	20.46
		826.5	22.42	21.49	20.51
	100% RB	846.5	22.44	21.40	20.46
		836.5	22.42	21.39	20.43
		826.5	22.46	21.41	20.49
10MHz	1 RB high	844.0	23.42	22.48	21.15
		836.5	23.40	22.42	21.14
		829.0	23.41	22.45	21.57



	1 RB low	844.0	23.39	22.41	21.17
		836.5	23.42	22.47	21.24
		829.0	23.39	22.45	21.65
	50% RB mid	844.0	22.42	21.50	20.46
		836.5	22.45	21.53	20.47
		829.0	22.43	21.56	20.51
	100% RB	844.0	22.50	21.53	20.51
		836.5	22.47	21.49	20.48
		829.0	22.48	21.49	20.47
15MHz	1 RB high	841.5	23.34	22.76	21.07
		836.5	23.28	22.73	21.03
		831.5	23.29	22.71	21.51
	1 RB low	841.5	23.33	22.73	21.15
		836.5	23.32	22.75	21.06
		831.5	23.32	22.74	21.53
	50% RB mid	841.5	22.40	21.40	20.46
		836.5	22.38	21.38	20.41
		831.5	22.39	21.42	20.47
	100% RB	841.5	22.43	21.42	20.43
		836.5	22.42	21.41	20.42
		831.5	22.45	21.45	20.46

**LTE band 41**

Bandwidth	RB size/offset	Frequency (MHz)	Power (dBm)		
			QPSK	16QAM	64QAM
5MHz	1 RB high	2687.5	23.86	23.05	21.64
		2593.0	23.87	23.01	21.59
		2498.5	23.66	22.89	21.45
	1 RB low	2687.5	23.85	23.00	21.64
		2593.0	23.85	23.00	21.60
		2498.5	23.74	22.92	21.49
	50% RB mid	2687.5	22.94	21.89	20.99
		2593.0	22.88	21.86	20.93
		2498.5	22.80	21.75	20.81
	100% RB	2687.5	22.99	21.99	21.00
		2593.0	22.91	21.95	20.93
		2498.5	22.86	21.82	20.85
10MHz	1 RB high	2685.0	23.82	22.97	21.56
		2593.0	23.80	22.93	21.55
		2501.0	23.59	22.79	21.35
	1 RB low	2685.0	23.80	22.97	21.56
		2593.0	23.85	22.96	21.57
		2501.0	23.66	22.85	21.43
	50% RB mid	2685.0	22.91	21.92	20.93
		2593.0	22.88	21.86	20.90
		2501.0	22.80	21.80	20.77
	100% RB	2685.0	22.94	21.97	20.92
		2593.0	22.97	21.98	20.92
		2501.0	22.78	21.79	20.74
15MHz	1 RB high	2682.5	23.77	22.95	21.55
		2593.0	23.75	22.90	21.49
		2503.5	23.44	22.68	21.21
	1 RB low	2682.5	23.70	22.90	21.50
		2593.0	23.77	22.94	21.54
		2503.5	23.61	22.86	21.37
	50% RB mid	2682.5	22.90	21.85	20.82
		2593.0	22.90	21.79	20.80
		2503.5	22.70	21.67	20.66
	100% RB	2682.5	22.93	21.87	20.84
		2593.0	22.95	21.90	20.90
		2503.5	22.72	21.72	20.65
20MHz	1 RB high	2680.0	23.89	23.04	21.64
		2593.0	23.79	22.92	21.54
		2506.0	23.49	22.72	21.25



	1 RB low	2680.0	23.81	22.98	21.58
		2593.0	23.86	23.05	21.62
		2506.0	23.75	22.96	21.48
	50% RB mid	2680.0	23.05	22.06	21.00
		2593.0	23.12	22.09	21.07
		2506.0	22.90	21.88	20.79
	100% RB	2680.0	22.98	21.99	20.92
		2593.0	23.05	22.03	21.00
		2506.0	22.83	21.85	20.80

**LTE band 48**

Bandwidth	RB size/offset	Frequency (MHz)	Power (dBm)		
			QPSK	16QAM	64QAM
5MHz	1 RB high	3697.5	23.61	22.62	21.19
		3625.0	23.69	22.66	21.25
		3552.5	23.54	22.53	21.12
	1 RB low	3697.5	23.62	22.58	21.18
		3625.0	23.71	22.66	21.28
		3552.5	23.61	22.56	21.20
	50% RB mid	3697.5	22.53	21.46	20.70
		3625.0	22.58	21.50	20.75
		3552.5	22.48	21.41	20.64
	100% RB	3697.5	22.57	21.56	20.74
		3625.0	22.59	21.58	20.78
		3552.5	22.51	21.49	20.67
10MHz	1 RB high	3695.0	23.57	22.58	21.17
		3625.0	23.66	22.64	21.26
		3555.0	23.46	22.45	21.05
	1 RB low	3695.0	23.52	22.52	21.13
		3625.0	23.65	22.65	21.26
		3555.0	23.57	22.56	21.17
	50% RB mid	3695.0	22.51	21.54	20.72
		3625.0	22.59	21.61	20.74
		3555.0	22.46	21.48	20.63
	100% RB	3695.0	22.52	21.54	20.68
		3625.0	22.62	21.64	20.75
		3555.0	22.48	21.48	20.63
15MHz	1 RB high	3692.5	23.48	22.52	21.13
		3625.0	23.51	22.56	21.16
		3557.5	23.30	22.34	20.93
	1 RB low	3692.5	23.38	22.43	21.04
		3625.0	23.55	22.60	21.20
		3557.5	23.47	22.49	21.17
	50% RB mid	3692.5	22.40	21.41	20.60
		3625.0	22.51	21.51	20.69
		3557.5	22.36	21.35	20.50
	100% RB	3692.5	22.45	21.48	20.66
		3625.0	22.54	21.56	20.72
		3557.5	22.40	21.44	20.56
20MHz	1 RB high	3690.0	24.02	23.23	21.41



		3625.0	24.08	23.07	21.66
		3560.0	24.09	23.43	21.45
	1 RB low	3690.0	23.85	23.21	21.42
		3625.0	24.06	23.07	21.66
		3560.0	24.09	23.26	21.66
	50% RB mid	3690.0	23.10	22.01	21.15
		3625.0	23.14	22.15	21.28
		3560.0	23.11	22.03	21.15
	100% RB	3690.0	22.98	21.98	21.11
		3625.0	23.10	22.12	21.26
		3560.0	23.03	22.04	21.19

**LTE band 66**

Bandwidth	RB size/offset	Frequency (MHz)	Power (dBm)		
			QPSK	16QAM	64QAM
1.4MHz	1 RB high	1779.3	23.40	22.71	21.53
		1745.0	23.33	22.62	21.51
		1710.7	23.31	22.53	21.41
	1 RB low	1779.3	23.43	22.58	21.59
		1745.0	23.35	22.59	21.51
		1710.7	23.34	22.43	21.38
	50% RB mid	1779.3	23.47	22.52	21.57
		1745.0	23.38	22.41	21.44
		1710.7	23.33	22.36	21.39
	100% RB	1779.3	22.45	21.49	20.40
		1745.0	22.39	21.44	20.30
		1710.7	22.38	21.38	20.24
3MHz	1 RB high	1778.5	23.42	22.68	21.59
		1745.0	23.36	22.62	21.46
		1711.5	23.33	22.62	21.39
	1 RB low	1778.5	23.41	22.57	21.50
		1745.0	23.34	22.61	21.49
		1711.5	23.31	22.52	21.48
	50% RB mid	1778.5	22.43	21.47	20.45
		1745.0	22.30	21.39	20.32
		1711.5	22.31	21.38	20.34
	100% RB	1778.5	22.41	21.43	20.40
		1745.0	22.34	21.34	20.30
		1711.5	22.33	21.34	20.29
5MHz	1 RB high	1777.5	23.47	22.58	21.51
		1745.0	23.38	22.64	21.43
		1712.5	23.39	22.59	21.45
	1 RB low	1777.5	23.47	22.59	21.52
		1745.0	23.40	22.63	21.49
		1712.5	23.38	22.47	21.43
	50% RB mid	1777.5	22.47	21.46	20.42
		1745.0	22.41	21.43	20.36
		1712.5	22.33	21.31	20.31
	100% RB	1777.5	22.45	21.49	20.42
		1745.0	22.38	21.38	20.30
		1712.5	22.27	21.32	20.32
10MHz	1 RB high	1775.0	23.46	22.67	21.57
		1745.0	23.42	22.58	21.49
		1715.0	23.31	22.47	21.35

	1 RB low	1775.0	23.41	22.64	21.58
		1745.0	23.40	22.59	21.47
		1715.0	23.37	22.49	21.37
	50% RB mid	1775.0	22.50	21.49	20.48
		1745.0	22.38	21.45	20.37
		1715.0	22.32	21.36	20.33
	100% RB	1775.0	22.50	21.48	20.46
		1745.0	22.42	21.40	20.38
		1715.0	22.33	21.29	20.27
15MHz	1 RB high	1772.5	23.43	22.60	21.55
		1745.0	23.39	22.49	21.43
		1717.5	23.26	22.46	21.35
	1 RB low	1772.5	23.43	22.63	21.56
		1745.0	23.34	22.67	21.40
		1717.5	23.34	22.45	21.42
	50% RB mid	1772.5	22.47	21.40	20.47
		1745.0	22.39	21.38	20.39
		1717.5	22.29	21.30	20.27
	100% RB	1772.5	22.50	21.46	20.45
		1745.0	22.41	21.36	20.34
		1717.5	22.30	21.26	20.23
20MHz	1 RB high	1770.0	23.43	22.71	21.55
		1745.0	23.40	22.60	21.51
		1720.0	23.25	22.53	21.40
	1 RB low	1770.0	23.35	22.64	21.45
		1745.0	23.33	22.59	21.40
		1720.0	23.34	22.49	21.43
	50% RB mid	1770.0	22.55	21.56	20.52
		1745.0	22.46	21.40	20.35
		1720.0	22.35	21.31	20.31
	100% RB	1770.0	22.55	21.52	20.51
		1745.0	22.38	21.39	20.38
		1720.0	22.29	21.21	20.21

**LTE band 71**

Bandwidth	RB size/offset	Frequency (MHz)	Power (dBm)		
			QPSK	16QAM	64QAM
5MHz	1 RB high	695.5	23.46	22.74	21.77
		680.5	23.48	22.62	21.83
		665.5	23.68	22.62	21.90
	1 RB low	695.5	23.41	22.67	21.77
		680.5	23.62	22.87	21.92
		665.5	23.66	22.68	21.86
	50% RB mid	695.5	22.39	21.55	20.63
		680.5	22.48	21.70	20.68
		665.5	22.57	21.77	20.76
	100% RB	695.5	22.49	21.65	20.62
		680.5	22.52	21.74	20.65
		665.5	22.59	21.80	20.75
10MHz	1 RB high	693.0	23.57	22.75	21.60
		680.5	23.55	22.66	21.60
		668.0	23.61	22.83	21.85
	1 RB low	693.0	23.45	22.66	21.72
		680.5	23.54	22.82	21.83
		668.0	23.69	22.74	21.94
	50% RB mid	693.0	22.41	21.61	20.57
		680.5	22.53	21.69	20.68
		668.0	22.63	21.81	20.80
	100% RB	693.0	22.52	21.66	20.61
		680.5	22.57	21.76	20.71
		668.0	22.72	21.89	20.82
15MHz	1 RB high	690.5	23.39	22.08	21.61
		680.5	23.35	22.86	21.95
		670.5	23.44	22.95	21.90
	1 RB low	690.5	23.47	22.15	21.77
		680.5	23.58	22.77	22.04
		670.5	23.68	22.86	21.98
	50% RB mid	690.5	22.43	21.65	20.62
		680.5	22.51	21.67	20.69
		670.5	22.57	21.76	20.73
	100% RB	690.5	22.46	21.56	20.56
		680.5	22.52	21.72	20.68
		670.5	22.59	21.75	20.73
20MHz	1 RB high	688.0	23.39	22.49	21.65
		680.5	23.35	22.51	21.58
		673.0	23.38	22.57	21.72





	1 RB low	688.0	23.07	22.20	21.44
		680.5	23.03	22.78	21.86
		673.0	23.17	22.92	21.88
	50% RB mid	688.0	22.50	21.63	20.71
		680.5	22.55	21.72	20.68
		673.0	22.65	21.76	20.73
	100% RB	688.0	22.48	21.61	20.58
		680.5	22.59	21.72	20.67
		673.0	22.53	21.68	20.67

### A.1.3 Radiated

#### A.1.3.1 Description

This is the test for the maximum radiated power from the EUT.

FDD Band 7/TDD Band 38/41: Part 27.50(h)(2) specifies "Mobile stations are limited to 2.0 watts EIRP".

FDD Band 12/71: Part 27.50(c)(10) specifies "Portable stations(hand-held devices) in the 600 MHz uplink band and the 698–746 MHz band, and fixed and mobile stations in the 600 MHz uplink band are limited to 3 watts ERP".

FDD Band 13: Part 27.50(b) specifies "Portable stations(hand-held devices) transmitting in the 746–757 MHz, 776–788 MHz, and 805–806 MHz bands are limited to 3 watts ERP".

FDD Band 2/25: Part 24.232(c) specifies "Mobile and portable stations are limited to 2 watts EIRP".

LTE Band 26(814MHz~824MHz): Part 90.635(b) specifies "The maximum output power of the transmitter for mobile stations is 100 watts".

FDD Band 5/26(824MHz~849MHz): Part 22.913(a) specifies "The ERP of mobile transmitters and auxiliary test transmitters must not exceed 7 watts".

FDD Band 4/66: Part 27.50(d)(4) specifies "Fixed, mobile, and portable(handheld) stations operating in the 1710–1755 MHz band and mobile and portable stations operating in the 1695–1710 MHz and 1755–1780 MHz bands are limited to 1 watt EIRP".

TDD Band 48: Part 96.41(b) specifies "The maximum EIRP of the end user device is 23(dBm/10MHz). "

#### A.1.3.2 Method of Measurement

According to KDB 412172 D01 and ANSI C63.26 the relevant equation for determining the maximum ERP or EIRP from the measured RF output power is given in Equation as follows:

$ERP \text{ or } EIRP = P_T + G_T - L_C$ ,  $ERP = EIRP - 2.15$ , where

$ERP \text{ or } EIRP$                       effective radiated power or equivalent isotropically radiated power,  
respectively  
(expressed in the same units as  $P_{Mea}$ , e.g., dBm or dBW)

$P_T$  = transmitter output power in dBm;

$G_T$  = gain of the transmitting antenna, in dBd(ERP) or dBi(EIRP);

$L_C$  = signal attenuation in the connecting cable between the transmitter and antenna, in dB.

### A.1.3.3 Measurement result

#### LTE Band 7-EIRP

Limits:  $\leq 33\text{dBm}(2\text{W})$

Bandwidth	RB size/offset	Frequency (MHz)	Conducted Power(dBm)			EIRP(dBm)(Gt-Lc =-1.4)		
			QPSK	16QAM	64QAM	QPSK	16QAM	64QAM
5MHz	1 RB high	2567.5	23.85	23.11	22.12	22.45	21.71	20.72
		2535.0	23.45	22.77	21.74	22.05	21.37	20.34
		2502.5	23.70	23.10	21.91	22.30	21.70	20.51
	1 RB low	2567.5	23.77	23.08	22.02	22.37	21.68	20.62
		2535.0	23.42	22.85	21.75	22.02	21.45	20.35
		2502.5	23.81	23.14	22.08	22.41	21.74	20.68
	50% RB mid	2567.5	22.92	21.93	20.92	21.52	20.53	19.52
		2535.0	22.59	21.57	20.56	21.19	20.17	19.16
		2502.5	22.86	21.84	20.87	21.46	20.44	19.47
	100% RB	2567.5	22.94	21.95	20.91	21.54	20.55	19.51
		2535.0	22.58	21.56	20.53	21.18	20.16	19.13
		2502.5	22.89	21.90	20.88	21.49	20.50	19.48
10MHz	1 RB high	2565.0	23.82	23.20	22.07	22.42	21.80	20.67
		2535.0	23.43	22.84	21.66	22.03	21.44	20.26
		2505.0	23.59	23.03	21.89	22.19	21.63	20.49
	1 RB low	2565.0	23.71	23.05	21.94	22.31	21.65	20.54
		2535.0	23.41	22.90	21.69	22.01	21.50	20.29
		2505.0	23.75	23.16	21.95	22.35	21.76	20.55
	50% RB mid	2565.0	22.87	21.88	20.90	21.47	20.48	19.50
		2535.0	22.54	21.60	20.50	21.14	20.20	19.10
		2505.0	22.84	21.85	20.82	21.44	20.45	19.42
	100% RB	2565.0	22.85	21.85	20.84	21.45	20.45	19.44
		2535.0	22.60	21.60	20.54	21.20	20.20	19.14
		2505.0	22.86	21.83	20.78	21.46	20.43	19.38
15MHz	1 RB high	2562.5	23.67	23.03	21.95	22.27	21.63	20.55
		2535.0	23.34	22.80	21.73	21.94	21.40	20.33
		2507.5	23.44	22.76	21.80	22.04	21.36	20.40
	1 RB low	2562.5	23.50	22.92	21.80	22.10	21.52	20.40
		2535.0	23.34	22.69	21.73	21.94	21.29	20.33
		2507.5	23.66	23.12	21.95	22.26	21.72	20.55
	50% RB mid	2562.5	22.75	21.74	20.76	21.35	20.34	19.36
		2535.0	22.54	21.50	20.54	21.14	20.10	19.14
		2507.5	22.76	21.72	20.76	21.36	20.32	19.36
	100% RB	2562.5	22.75	21.77	20.79	21.35	20.37	19.39
		2535.0	22.51	21.51	20.55	21.11	20.11	19.15
		2507.5	22.73	21.75	20.70	21.33	20.35	19.30

20MHz	1 RB high	2560.0	23.79	23.20	22.16	22.39	21.80	20.76
		2535.0	23.51	22.91	21.83	22.11	21.51	20.43
		2510.0	23.54	22.93	21.84	22.14	21.53	20.44
	1 RB low	2560.0	23.64	23.12	22.03	22.24	21.72	20.63
		2535.0	23.50	22.92	21.75	22.10	21.52	20.35
		2510.0	23.83	23.23	22.05	22.43	21.83	20.65
	50% RB mid	2560.0	22.92	22.02	20.99	21.52	20.62	19.59
		2535.0	22.74	21.73	20.74	21.34	20.33	19.34
		2510.0	22.91	21.94	20.92	21.51	20.54	19.52
	100% RB	2560.0	22.93	21.94	20.93	21.53	20.54	19.53
		2535.0	22.73	21.68	20.71	21.33	20.28	19.31
		2510.0	22.91	21.84	20.82	21.51	20.44	19.42

**LTE Band 12-ERP**
**Limits:  $\leq 34.77\text{dBm}(3\text{W})$** 

Bandwidth	RB size/offset	Frequency (MHz)	Conducted Power(dBm)			ERP(dBm)(Gt-Lc =-4.1)		
			QPSK	16QAM	64QAM	QPSK	16QAM	64QAM
1.4MHz	1 RB high	715.3	23.47	22.15	21.81	17.22	15.90	15.56
		707.5	23.52	22.71	21.71	17.27	16.46	15.46
		699.7	23.54	22.71	21.81	17.29	16.46	15.56
	1 RB low	715.3	23.48	22.09	21.75	17.23	15.84	15.50
		707.5	23.50	22.68	21.75	17.25	16.43	15.50
		699.7	23.14	22.80	21.88	16.89	16.55	15.63
	50% RB mid	715.3	23.52	22.49	21.68	17.27	16.24	15.43
		707.5	23.49	22.51	21.68	17.24	16.26	15.43
		699.7	23.58	22.52	21.81	17.33	16.27	15.56
	100% RB	715.3	22.50	21.68	20.58	16.25	15.43	14.33
		707.5	22.48	21.69	20.55	16.23	15.44	14.30
		699.7	22.58	21.78	20.61	16.33	15.53	14.36
3MHz	1 RB high	714.5	23.43	22.55	21.79	17.18	16.30	15.54
		707.5	23.51	22.67	21.72	17.26	16.42	15.47
		700.5	23.52	22.72	21.78	17.27	16.47	15.53
	1 RB low	714.5	23.48	22.72	21.74	17.23	16.47	15.49
		707.5	23.48	22.69	21.78	17.23	16.44	15.53
		700.5	23.59	22.76	21.85	17.34	16.51	15.60
	50% RB mid	714.5	22.44	21.64	20.59	16.19	15.39	14.34
		707.5	22.46	21.71	20.59	16.21	15.46	14.34
		700.5	22.54	21.60	20.70	16.29	15.35	14.45
	100% RB	714.5	22.46	21.64	20.58	16.21	15.39	14.33
		707.5	22.44	21.61	20.56	16.19	15.36	14.31
		700.5	22.54	21.71	20.65	16.29	15.46	14.40
5MHz	1 RB high	713.5	23.50	22.71	21.77	17.25	16.46	15.52
		707.5	23.54	22.77	21.75	17.29	16.52	15.50
		701.5	23.55	22.65	21.73	17.30	16.40	15.48
	1 RB low	713.5	23.57	22.79	21.81	17.32	16.54	15.56
		707.5	23.55	22.76	21.82	17.30	16.51	15.57
		701.5	23.64	22.76	21.92	17.39	16.51	15.67
	50% RB mid	713.5	22.46	21.61	20.62	16.21	15.36	14.37
		707.5	22.54	21.66	20.65	16.29	15.41	14.40
		701.5	22.59	21.56	20.74	16.34	15.31	14.49
	100% RB	713.5	22.50	21.63	20.64	16.25	15.38	14.39
		707.5	22.47	21.66	20.64	16.22	15.41	14.39
		701.5	22.60	21.75	20.71	16.35	15.50	14.46
10MHz	1 RB high	711.0	23.39	22.57	21.72	17.14	16.32	15.47

		707.5	23.46	22.63	21.71	17.21	16.38	15.46
		704.0	23.52	22.66	21.75	17.27	16.41	15.50
1 RB low		711.0	23.52	22.65	21.84	17.27	16.40	15.59
		707.5	23.55	22.79	21.76	17.30	16.54	15.51
		704.0	23.60	22.73	21.93	17.35	16.48	15.68
50% RB mid		711.0	22.46	21.66	20.63	16.21	15.41	14.38
		707.5	22.49	21.65	20.62	16.24	15.40	14.37
		704.0	22.49	21.71	20.68	16.24	15.46	14.43
100% RB		711.0	22.40	21.60	20.54	16.15	15.35	14.29
		707.5	22.43	21.61	20.55	16.18	15.36	14.30
		704.0	22.57	21.67	20.66	16.32	15.42	14.41

**LTE Band 13-ERP**
**Limits:  $\leq 34.77\text{dBm}(3\text{W})$** 

Bandwidth	RB size/offset	Frequency (MHz)	Conducted Power(dBm)			ERP(dBm)(Gt-Lc =-3.5)		
			QPSK	16QAM	64QAM	QPSK	16QAM	64QAM
5MHz	1 RB high	784.5	22.78	21.79	22.78	17.13	16.14	17.13
		782.0	22.87	21.64	22.87	17.22	15.99	17.22
		779.5	22.86	21.67	22.86	17.21	16.02	17.21
	1 RB low	784.5	22.75	21.66	22.75	17.10	16.01	17.10
		782.0	22.78	21.72	22.78	17.13	16.07	17.13
		779.5	22.86	21.83	22.86	17.21	16.18	17.21
	50% RB mid	784.5	21.62	20.59	21.62	15.97	14.94	15.97
		782.0	21.52	20.52	21.52	15.87	14.87	15.87
		779.5	21.55	20.53	21.55	15.90	14.88	15.90
	100% RB	784.5	21.58	20.53	21.58	15.93	14.88	15.93
		782.0	21.52	20.51	21.52	15.87	14.86	15.87
		779.5	21.58	20.55	21.58	15.93	14.90	15.93
10MHz	1 RB high	782.0	22.8	21.69	22.8	17.15	16.04	17.15
	1 RB low	782.0	22.92	21.7	22.92	17.27	16.05	17.27
	50% RB mid	782.0	21.58	20.54	21.58	15.93	14.89	15.93
	100% RB	782.0	21.46	20.4	21.46	15.81	14.75	15.81

**LTE Band 25-EIRP**  
**Limits: ≤33dBm(2W)**

Bandwidth	RB size/offset	Frequency (MHz)	Conducted Power(dBm)			EIRP(dBm)(Gt-Lc =-3.3)		
			QPSK	16QAM	64QAM	QPSK	16QAM	64QAM
1.4MHz	1 RB high	1914.3	23.34	22.51	21.44	20.04	19.21	18.14
		1882.5	23.50	22.64	21.52	20.20	19.34	18.22
		1850.7	23.36	22.62	21.53	20.06	19.32	18.23
	1 RB low	1914.3	23.33	22.47	21.43	20.03	19.17	18.13
		1882.5	23.48	22.74	21.57	20.18	19.44	18.27
		1850.7	23.41	22.57	21.42	20.11	19.27	18.12
	50% RB mid	1914.3	23.37	22.31	21.38	20.07	19.01	18.08
		1882.5	23.42	22.49	21.58	20.12	19.19	18.28
		1850.7	23.42	22.42	21.49	20.12	19.12	18.19
	100% RB	1914.3	22.35	21.38	20.20	19.05	18.08	16.90
		1882.5	22.48	21.56	20.41	19.18	18.26	17.11
		1850.7	22.41	21.45	20.31	19.11	18.15	17.01
3MHz	1 RB high	1913.5	23.31	22.40	21.43	20.01	19.10	18.13
		1882.5	23.42	22.72	21.62	20.12	19.42	18.32
		1851.5	23.38	22.66	21.56	20.08	19.36	18.26
	1 RB low	1913.5	23.31	22.54	21.36	20.01	19.24	18.06
		1882.5	23.42	22.65	21.58	20.12	19.35	18.28
		1851.5	23.34	22.59	21.45	20.04	19.29	18.15
	50% RB mid	1913.5	22.30	21.35	20.31	19.00	18.05	17.01
		1882.5	22.37	21.48	20.41	19.07	18.18	17.11
		1851.5	22.31	21.35	20.34	19.01	18.05	17.04
	100% RB	1913.5	22.27	21.30	20.21	18.97	18.00	16.91
		1882.5	22.38	21.44	20.39	19.08	18.14	17.09
		1851.5	22.33	21.39	20.28	19.03	18.09	16.98
5MHz	1 RB high	1912.5	23.41	22.50	21.43	20.11	19.20	18.13
		1882.5	23.48	22.64	21.57	20.18	19.34	18.27
		1852.5	23.37	22.57	21.50	20.07	19.27	18.20
	1 RB low	1912.5	23.39	22.50	21.51	20.09	19.20	18.21
		1882.5	23.51	22.71	21.62	20.21	19.41	18.32
		1852.5	23.40	22.56	21.41	20.10	19.26	18.11
	50% RB mid	1912.5	22.35	21.36	20.33	19.05	18.06	17.03
		1882.5	22.45	21.44	20.47	19.15	18.14	17.17
		1852.5	22.36	21.34	20.35	19.06	18.04	17.05
	100% RB	1912.5	22.35	21.35	20.28	19.05	18.05	16.98
		1882.5	22.49	21.50	20.45	19.19	18.20	17.15
		1852.5	22.41	21.38	20.33	19.11	18.08	17.03
10MHz	1 RB high	1910.0	23.37	22.52	21.39	20.07	19.22	18.09



	1 RB low	1882.5	23.44	22.71	21.50	20.14	19.41	18.20
		1855.0	23.37	22.52	21.45	20.07	19.22	18.15
		1910.0	23.38	22.65	21.52	20.08	19.35	18.22
		1882.5	23.46	22.69	21.51	20.16	19.39	18.21
		1855.0	23.38	22.55	21.43	20.08	19.25	18.13
		1910.0	22.35	21.36	20.31	19.05	18.06	17.01
	50% RB mid	1882.5	22.46	21.46	20.45	19.16	18.16	17.15
		1855.0	22.33	21.37	20.34	19.03	18.07	17.04
		1910.0	22.40	21.36	20.36	19.10	18.06	17.06
	100% RB	1882.5	22.51	21.52	20.45	19.21	18.22	17.15
		1855.0	22.39	21.39	20.36	19.09	18.09	17.06
		1910.0	22.40	21.36	20.36	19.10	18.06	17.06
15MHz	1 RB high	1907.5	23.29	22.37	21.36	19.99	19.07	18.06
		1882.5	23.38	22.50	21.48	20.08	19.20	18.18
		1857.5	23.26	22.50	21.42	19.96	19.20	18.12
	1 RB low	1907.5	23.36	22.61	21.46	20.06	19.31	18.16
		1882.5	23.39	22.56	21.56	20.09	19.26	18.26
		1857.5	23.27	22.58	21.42	19.97	19.28	18.12
	50% RB mid	1907.5	22.38	21.32	20.38	19.08	18.02	17.08
		1882.5	22.45	21.43	20.44	19.15	18.13	17.14
		1857.5	22.33	21.29	20.32	19.03	17.99	17.02
	100% RB	1907.5	22.44	21.38	20.37	19.14	18.08	17.07
		1882.5	22.45	21.42	20.38	19.15	18.12	17.08
		1857.5	22.35	21.30	20.28	19.05	18.00	16.98
20MHz	1 RB high	1905.0	23.39	22.50	21.42	20.09	19.20	18.12
		1882.5	23.49	22.74	21.50	20.19	19.44	18.20
		1860.0	23.38	22.54	21.47	20.08	19.24	18.17
	1 RB low	1905.0	23.46	22.66	21.51	20.16	19.36	18.21
		1882.5	23.45	22.69	21.56	20.15	19.39	18.26
		1860.0	23.39	22.64	21.48	20.09	19.34	18.18
	50% RB mid	1905.0	22.50	21.55	20.49	19.20	18.25	17.19
		1882.5	22.57	21.55	20.52	19.27	18.25	17.22
		1860.0	22.42	21.42	20.43	19.12	18.12	17.13
	100% RB	1905.0	22.56	21.53	20.51	19.26	18.23	17.21
		1882.5	22.61	21.57	20.55	19.31	18.27	17.25
		1860.0	22.40	21.34	20.39	19.10	18.04	17.09

**LTE Band 26(814MHz~824MHz)-ERP**
**Limits: ≤50dBm(100W)**

Bandwidth	RB size/offset	Frequency (MHz)	Conducted Power(dBm)			ERP(dBm)(Gt-Lc =-4.3)		
			QPSK	16QAM	64QAM	QPSK	16QAM	64QAM
1.4MHz	1 RB high	823.3	23.33	22.46	21.57	16.88	16.01	15.12
		819.0	23.38	22.47	21.36	16.93	16.02	14.91
		814.7	23.36	22.45	21.08	16.91	16.00	14.63
	1 RB low	823.3	23.36	22.47	21.17	16.91	16.02	14.72
		819.0	23.37	22.44	21.37	16.92	15.99	14.92
		814.7	23.37	22.53	21.05	16.92	16.08	14.60
	50% RB mid	823.3	23.44	22.58	21.56	16.99	16.13	15.11
		819.0	23.39	22.57	21.48	16.94	16.12	15.03
		814.7	23.50	22.55	21.48	17.05	16.10	15.03
	100% RB	823.3	22.45	21.59	20.42	16.00	15.14	13.97
		819.0	22.43	21.57	20.43	15.98	15.12	13.98
		814.7	22.46	21.60	20.39	16.01	15.15	13.94
3MHz	1 RB high	822.5	23.34	22.39	21.58	16.89	15.94	15.13
		819.0	23.35	22.39	21.25	16.90	15.94	14.80
		815.5	23.37	22.46	21.26	16.92	16.01	14.81
	1 RB low	822.5	23.34	22.41	21.57	16.89	15.96	15.12
		819.0	23.35	22.41	21.65	16.90	15.96	15.20
		815.5	23.48	22.57	21.58	17.03	16.12	15.13
	50% RB mid	822.5	22.37	21.43	20.46	15.92	14.98	14.01
		819.0	22.37	21.37	20.42	15.92	14.92	13.97
		815.5	22.38	21.43	20.48	15.93	14.98	14.03
	100% RB	822.5	22.41	21.39	20.44	15.96	14.94	13.99
		819.0	22.39	21.35	20.43	15.94	14.90	13.98
		815.5	22.36	21.33	20.42	15.91	14.88	13.97
5MHz	1 RB high	821.5	23.46	22.50	21.63	17.01	16.05	15.18
		819.0	23.45	22.49	21.29	17.00	16.04	14.84
		816.5	23.48	22.55	21.69	17.03	16.10	15.24
	1 RB low	821.5	23.48	22.51	21.68	17.03	16.06	15.23
		819.0	23.47	22.55	21.38	17.02	16.10	14.93
		816.5	23.50	22.57	21.46	17.05	16.12	15.01
	50% RB mid	821.5	22.43	21.48	20.49	15.98	15.03	14.04
		819.0	22.43	21.48	20.48	15.98	15.03	14.03
		816.5	22.43	21.47	20.47	15.98	15.02	14.02
	100% RB	821.5	22.44	21.39	20.49	15.99	14.94	14.04
		819.0	22.44	21.40	20.47	15.99	14.95	14.02
		816.5	22.44	21.42	20.48	15.99	14.97	14.03
10MHz	1 RB high	819.0	23.41	22.44	21.69	16.96	15.99	15.24



I22Z60130-WMD03

1 RB low	819.0	23.44	22.53	21.41	16.99	16.08	14.96
50% RB mid	819.0	22.47	21.53	20.46	16.02	15.08	14.01
100% RB	819.0	22.45	21.48	20.44	16.00	15.03	13.99

**LTE Band 26(824MHz-849MHz) -ERP**
**Limits:  $\leq 38.45\text{dBm}(7\text{W})$** 

Bandwidth	RB size/offset	Frequency (MHz)	Conducted Power(dBm)			EIRP(dBm)(Gt-Lc =-1.4)		
			QPSK	16QAM	64QAM	QPSK	16QAM	64QAM
1.4MHz	1 RB high	848.3	23.32	22.41	21.09	16.87	15.96	14.64
		836.5	23.27	22.47	21.51	16.82	16.02	15.06
		824.7	23.32	22.42	21.54	16.87	15.97	15.09
	1 RB low	848.3	23.31	22.39	21.07	16.86	15.94	14.62
		836.5	23.29	22.51	21.56	16.84	16.06	15.11
		824.7	23.31	22.41	21.53	16.86	15.96	15.08
	50% RB mid	848.3	23.43	22.50	21.56	16.98	16.05	15.11
		836.5	23.33	22.58	21.48	16.88	16.13	15.03
		824.7	23.42	22.44	21.42	16.97	15.99	14.97
	100% RB	848.3	22.47	21.59	20.43	16.02	15.14	13.98
		836.5	22.37	21.27	20.38	15.92	14.82	13.93
		824.7	22.46	21.55	20.35	16.01	15.10	13.90
3MHz	1 RB high	847.5	23.34	22.41	21.09	16.89	15.96	14.64
		836.5	23.32	22.38	21.03	16.87	15.93	14.58
		825.5	23.33	22.43	21.45	16.88	15.98	15.00
	1 RB low	847.5	23.36	22.40	21.13	16.91	15.95	14.68
		836.5	23.42	22.42	21.11	16.97	15.97	14.66
		825.5	23.35	22.43	21.55	16.90	15.98	15.10
	50% RB mid	847.5	22.36	21.41	20.47	15.91	14.96	14.02
		836.5	22.32	21.37	20.45	15.87	14.92	14.00
		825.5	22.35	21.42	20.44	15.90	14.97	13.99
	100% RB	847.5	22.38	21.35	20.39	15.93	14.90	13.94
		836.5	22.38	21.34	20.41	15.93	14.89	13.96
		825.5	22.36	21.32	20.42	15.91	14.87	13.97
5MHz	1 RB high	846.5	23.56	22.53	21.15	17.11	16.08	14.70
		836.5	23.48	22.53	21.16	17.03	16.08	14.71
		826.5	23.50	22.50	21.61	17.05	16.05	15.16
	1 RB low	846.5	23.50	22.53	21.21	17.05	16.08	14.76
		836.5	23.46	22.51	21.17	17.01	16.06	14.72
		826.5	23.49	22.54	21.64	17.04	16.09	15.19
	50% RB mid	846.5	22.39	21.46	20.52	15.94	15.01	14.07
		836.5	22.41	21.44	20.46	15.96	14.99	14.01
		826.5	22.42	21.49	20.51	15.97	15.04	14.06
	100% RB	846.5	22.44	21.40	20.46	15.99	14.95	14.01
		836.5	22.42	21.39	20.43	15.97	14.94	13.98
		826.5	22.46	21.41	20.49	16.01	14.96	14.04
10MHz	1 RB high	844.0	23.42	22.48	21.15	16.97	16.03	14.70

	1 RB low	836.5	23.40	22.42	21.14	16.95	15.97	14.69	
		829.0	23.41	22.45	21.57	16.96	16.00	15.12	
		844.0	23.39	22.41	21.17	16.94	15.96	14.72	
	50% RB mid	836.5	23.42	22.47	21.24	16.97	16.02	14.79	
		829.0	23.39	22.45	21.65	16.94	16.00	15.20	
		844.0	22.42	21.50	20.46	15.97	15.05	14.01	
	100% RB	836.5	22.45	21.53	20.47	16.00	15.08	14.02	
		829.0	22.43	21.56	20.51	15.98	15.11	14.06	
		844.0	22.50	21.53	20.51	16.05	15.08	14.06	
	15MHz	1 RB high	836.5	22.47	21.49	20.48	16.02	15.04	14.03
			829.0	22.48	21.49	20.47	16.03	15.04	14.02
			841.5	23.34	22.76	21.07	16.89	16.31	14.62
1 RB low		836.5	23.28	22.73	21.03	16.83	16.28	14.58	
		831.5	23.29	22.71	21.51	16.84	16.26	15.06	
		841.5	23.33	22.73	21.15	16.88	16.28	14.70	
50% RB mid		836.5	23.32	22.75	21.06	16.87	16.30	14.61	
		831.5	23.32	22.74	21.53	16.87	16.29	15.08	
		841.5	22.40	21.40	20.46	15.95	14.95	14.01	
100% RB		836.5	22.38	21.38	20.41	15.93	14.93	13.96	
		831.5	22.39	21.42	20.47	15.94	14.97	14.02	
		841.5	22.43	21.42	20.43	15.98	14.97	13.98	
		836.5	22.42	21.41	20.42	15.97	14.96	13.97	
		831.5	22.45	21.45	20.46	16.00	15.00	14.01	

**LTE Band 41-EIRP**  
**Limits: ≤33dBm(2W)**

Bandwidth	RB size/offset	Frequency (MHz)	Conducted Power(dBm)			EIRP(dBm)(Gt-Lc =-1.4)		
			QPSK	16QAM	64QAM	QPSK	16QAM	64QAM
5MHz	1 RB high	2687.5	23.86	23.05	21.64	22.46	21.65	20.24
		2593.0	23.87	23.01	21.59	22.47	21.61	20.19
		2498.5	23.66	22.89	21.45	22.26	21.49	20.05
	1 RB low	2687.5	23.85	23.00	21.64	22.45	21.60	20.24
		2593.0	23.85	23.00	21.60	22.45	21.60	20.20
		2498.5	23.74	22.92	21.49	22.34	21.52	20.09
	50% RB mid	2687.5	22.94	21.89	20.99	21.54	20.49	19.59
		2593.0	22.88	21.86	20.93	21.48	20.46	19.53
		2498.5	22.80	21.75	20.81	21.40	20.35	19.41
	100% RB	2687.5	22.99	21.99	21.00	21.59	20.59	19.60
		2593.0	22.91	21.95	20.93	21.51	20.55	19.53
		2498.5	22.86	21.82	20.85	21.46	20.42	19.45
10MHz	1 RB high	2685.0	23.82	22.97	21.56	22.42	21.57	20.16
		2593.0	23.80	22.93	21.55	22.40	21.53	20.15
		2501.0	23.59	22.79	21.35	22.19	21.39	19.95
	1 RB low	2685.0	23.80	22.97	21.56	22.40	21.57	20.16
		2593.0	23.85	22.96	21.57	22.45	21.56	20.17
		2501.0	23.66	22.85	21.43	22.26	21.45	20.03
	50% RB mid	2685.0	22.91	21.92	20.93	21.51	20.52	19.53
		2593.0	22.88	21.86	20.90	21.48	20.46	19.50
		2501.0	22.80	21.80	20.77	21.40	20.40	19.37
	100% RB	2685.0	22.94	21.97	20.92	21.54	20.57	19.52
		2593.0	22.97	21.98	20.92	21.57	20.58	19.52
		2501.0	22.78	21.79	20.74	21.38	20.39	19.34
15MHz	1 RB high	2682.5	23.77	22.95	21.55	22.37	21.55	20.15
		2593.0	23.75	22.90	21.49	22.35	21.50	20.09
		2503.5	23.44	22.68	21.21	22.04	21.28	19.81
	1 RB low	2682.5	23.70	22.90	21.50	22.30	21.50	20.10
		2593.0	23.77	22.94	21.54	22.37	21.54	20.14
		2503.5	23.61	22.86	21.37	22.21	21.46	19.97
	50% RB mid	2682.5	22.90	21.85	20.82	21.50	20.45	19.42
		2593.0	22.90	21.79	20.80	21.50	20.39	19.40
		2503.5	22.70	21.67	20.66	21.30	20.27	19.26
	100% RB	2682.5	22.93	21.87	20.84	21.53	20.47	19.44
		2593.0	22.95	21.90	20.90	21.55	20.50	19.50
		2503.5	22.72	21.72	20.65	21.32	20.32	19.25
20MHz	1 RB high	2680.0	23.89	23.04	21.64	22.49	21.64	20.24

		2593.0	23.79	22.92	21.54	22.39	21.52	20.14
		2506.0	23.49	22.72	21.25	22.09	21.32	19.85
1 RB low		2680.0	23.81	22.98	21.58	22.41	21.58	20.18
		2593.0	23.86	23.05	21.62	22.46	21.65	20.22
		2506.0	23.75	22.96	21.48	22.35	21.56	20.08
50% RB mid		2680.0	23.05	22.06	21.00	21.65	20.66	19.60
		2593.0	23.12	22.09	21.07	21.72	20.69	19.67
		2506.0	22.90	21.88	20.79	21.50	20.48	19.39
100% RB		2680.0	22.98	21.99	20.92	21.58	20.59	19.52
		2593.0	23.05	22.03	21.00	21.65	20.63	19.60
		2506.0	22.83	21.85	20.80	21.43	20.45	19.40

**LTE Band48**
**Limits: ≤ 23dBm/10MHz**

Bandwidth	Modulation	Frequency (MHz)	Conducted Power (dBm/10 MHz)	Antenna Gain	EIRP (dBm/10MHz)	LIMIT (dBm/10MHz)	Margin
5MHz	QPSK	3697.5	23.05	-1.9	21.15	23	1.85
		3625	23.44	-1.9	21.54	23	1.46
		3552.5	23.61	-1.9	21.71	23	1.29
	16QAM	3625	22.45	-1.9	20.55	23	2.45
	64QAM	3625	21.57	-1.9	19.67	23	3.33
10MHz	QPSK	3695	22.54	-1.9	20.64	23	2.36
		3625	22.89	-1.9	20.99	23	2.01
		3555	23.07	-1.9	21.17	23	1.83
	16QAM	3625	21.94	-1.9	20.04	23	2.96
	64QAM	3625	21.06	-1.9	19.16	23	3.84
15MHz	QPSK	3692.5	21.71	-1.9	19.81	23	3.19
		3625	22.04	-1.9	20.14	23	2.86
		3557.5	22.16	-1.9	20.26	23	2.74
	16QAM	3625	21.05	-1.9	19.15	23	3.85
	64QAM	3625	20.21	-1.9	18.31	23	4.69
20MHz	QPSK	3690	20.82	-1.9	18.92	23	4.08
		3625	21.21	-1.9	19.31	23	3.69
		3560	21.28	-1.9	19.38	23	3.62
	16QAM	3625	20.12	-1.9	18.22	23	4.78
	64QAM	3625	19.31	-1.9	17.41	23	5.59



**LTE Band 66-EIRP**  
**Limits: ≤30dBm(1W)**

Bandwidth	RB size/offset	Frequency (MHz)	Conducted Power(dBm)			EIRP(dBm)(Gt-Lc =-3.4)		
			QPSK	16QAM	64QAM	QPSK	16QAM	64QAM
1.4MHz	1 RB high	1779.3	23.40	22.71	21.53	20.00	19.31	18.13
		1745.0	23.33	22.62	21.51	19.93	19.22	18.11
		1710.7	23.31	22.53	21.41	19.91	19.13	18.01
	1 RB low	1779.3	23.43	22.58	21.59	20.03	19.18	18.19
		1745.0	23.35	22.59	21.51	19.95	19.19	18.11
		1710.7	23.34	22.43	21.38	19.94	19.03	17.98
	50% RB mid	1779.3	23.47	22.52	21.57	20.07	19.12	18.17
		1745.0	23.38	22.41	21.44	19.98	19.01	18.04
		1710.7	23.33	22.36	21.39	19.93	18.96	17.99
	100% RB	1779.3	22.45	21.49	20.40	19.05	18.09	17.00
		1745.0	22.39	21.44	20.30	18.99	18.04	16.90
		1710.7	22.38	21.38	20.24	18.98	17.98	16.84
3MHz	1 RB high	1778.5	23.42	22.68	21.59	20.02	19.28	18.19
		1745.0	23.36	22.62	21.46	19.96	19.22	18.06
		1711.5	23.33	22.62	21.39	19.93	19.22	17.99
	1 RB low	1778.5	23.41	22.57	21.50	20.01	19.17	18.10
		1745.0	23.34	22.61	21.49	19.94	19.21	18.09
		1711.5	23.31	22.52	21.48	19.91	19.12	18.08
	50% RB mid	1778.5	22.43	21.47	20.45	19.03	18.07	17.05
		1745.0	22.30	21.39	20.32	18.90	17.99	16.92
		1711.5	22.31	21.38	20.34	18.91	17.98	16.94
	100% RB	1778.5	22.41	21.43	20.40	19.01	18.03	17.00
		1745.0	22.34	21.34	20.30	18.94	17.94	16.90
		1711.5	22.33	21.34	20.29	18.93	17.94	16.89
5MHz	1 RB high	1777.5	23.47	22.58	21.51	20.07	19.18	18.11
		1745.0	23.38	22.64	21.43	19.98	19.24	18.03
		1712.5	23.39	22.59	21.45	19.99	19.19	18.05
	1 RB low	1777.5	23.47	22.59	21.52	20.07	19.19	18.12
		1745.0	23.40	22.63	21.49	20.00	19.23	18.09
		1712.5	23.38	22.47	21.43	19.98	19.07	18.03
	50% RB mid	1777.5	22.47	21.46	20.42	19.07	18.06	17.02
		1745.0	22.41	21.43	20.36	19.01	18.03	16.96
		1712.5	22.33	21.31	20.31	18.93	17.91	16.91
	100% RB	1777.5	22.45	21.49	20.42	19.05	18.09	17.02
		1745.0	22.38	21.38	20.30	18.98	17.98	16.90
		1712.5	22.27	21.32	20.32	18.87	17.92	16.92
10MHz	1 RB high	1775.0	23.46	22.67	21.57	20.06	19.27	18.17

		1745.0	23.42	22.58	21.49	20.02	19.18	18.09
		1715.0	23.31	22.47	21.35	19.91	19.07	17.95
	1 RB low	1775.0	23.41	22.64	21.58	20.01	19.24	18.18
		1745.0	23.40	22.59	21.47	20.00	19.19	18.07
		1715.0	23.37	22.49	21.37	19.97	19.09	17.97
	50% RB mid	1775.0	22.50	21.49	20.48	19.10	18.09	17.08
		1745.0	22.38	21.45	20.37	18.98	18.05	16.97
		1715.0	22.32	21.36	20.33	18.92	17.96	16.93
	100% RB	1775.0	22.50	21.48	20.46	19.10	18.08	17.06
		1745.0	22.42	21.40	20.38	19.02	18.00	16.98
1715.0		22.33	21.29	20.27	18.93	17.89	16.87	
15MHz	1 RB high	1772.5	23.43	22.60	21.55	20.03	19.20	18.15
		1745.0	23.39	22.49	21.43	19.99	19.09	18.03
		1717.5	23.26	22.46	21.35	19.86	19.06	17.95
	1 RB low	1772.5	23.43	22.63	21.56	20.03	19.23	18.16
		1745.0	23.34	22.67	21.40	19.94	19.27	18.00
		1717.5	23.34	22.45	21.42	19.94	19.05	18.02
	50% RB mid	1772.5	22.47	21.40	20.47	19.07	18.00	17.07
		1745.0	22.39	21.38	20.39	18.99	17.98	16.99
		1717.5	22.29	21.30	20.27	18.89	17.90	16.87
	100% RB	1772.5	22.50	21.46	20.45	19.10	18.06	17.05
		1745.0	22.41	21.36	20.34	19.01	17.96	16.94
		1717.5	22.30	21.26	20.23	18.90	17.86	16.83
20MHz	1 RB high	1770.0	23.43	22.71	21.55	20.03	19.31	18.15
		1745.0	23.40	22.60	21.51	20.00	19.20	18.11
		1720.0	23.25	22.53	21.40	19.85	19.13	18.00
	1 RB low	1770.0	23.35	22.64	21.45	19.95	19.24	18.05
		1745.0	23.33	22.59	21.40	19.93	19.19	18.00
		1720.0	23.34	22.49	21.43	19.94	19.09	18.03
	50% RB mid	1770.0	22.55	21.56	20.52	19.15	18.16	17.12
		1745.0	22.46	21.40	20.35	19.06	18.00	16.95
		1720.0	22.35	21.31	20.31	18.95	17.91	16.91
	100% RB	1770.0	22.55	21.52	20.51	19.15	18.12	17.11
		1745.0	22.38	21.39	20.38	18.98	17.99	16.98
		1720.0	22.29	21.21	20.21	18.89	17.81	16.81

**LTE Band 71-ERP**
**Limits:  $\leq 34.77\text{dBm}(3\text{W})$** 

Bandwidth	RB size/offset	Frequency (MHz)	Conducted Power(dBm)			ERP(dBm)(Gt-Lc =-3.9)		
			QPSK	16QAM	64QAM	QPSK	16QAM	64QAM
5MHz	1 RB high	695.5	23.46	22.74	21.77	17.41	16.69	15.72
		680.5	23.48	22.62	21.83	17.43	16.57	15.78
		665.5	23.68	22.62	21.90	17.63	16.57	15.85
	1 RB low	695.5	23.41	22.67	21.77	17.36	16.62	15.72
		680.5	23.62	22.87	21.92	17.57	16.82	15.87
		665.5	23.66	22.68	21.86	17.61	16.63	15.81
	50% RB mid	695.5	22.39	21.55	20.63	16.34	15.50	14.58
		680.5	22.48	21.70	20.68	16.43	15.65	14.63
		665.5	22.57	21.77	20.76	16.52	15.72	14.71
	100% RB	695.5	22.49	21.65	20.62	16.44	15.60	14.57
		680.5	22.52	21.74	20.65	16.47	15.69	14.60
		665.5	22.59	21.80	20.75	16.54	15.75	14.70
10MHz	1 RB high	693.0	23.57	22.75	21.60	17.52	16.70	15.55
		680.5	23.55	22.66	21.60	17.50	16.61	15.55
		668.0	23.61	22.83	21.85	17.56	16.78	15.80
	1 RB low	693.0	23.45	22.66	21.72	17.40	16.61	15.67
		680.5	23.54	22.82	21.83	17.49	16.77	15.78
		668.0	23.69	22.74	21.94	17.64	16.69	15.89
	50% RB mid	693.0	22.41	21.61	20.57	16.36	15.56	14.52
		680.5	22.53	21.69	20.68	16.48	15.64	14.63
		668.0	22.63	21.81	20.80	16.58	15.76	14.75
	100% RB	693.0	22.52	21.66	20.61	16.47	15.61	14.56
		680.5	22.57	21.76	20.71	16.52	15.71	14.66
		668.0	22.72	21.89	20.82	16.67	15.84	14.77
15MHz	1 RB high	690.5	23.39	22.08	21.61	17.34	16.03	15.56
		680.5	23.35	22.86	21.95	17.30	16.81	15.90
		670.5	23.44	22.95	21.90	17.39	16.90	15.85
	1 RB low	690.5	23.47	22.15	21.77	17.42	16.10	15.72
		680.5	23.58	22.77	22.04	17.53	16.72	15.99
		670.5	23.68	22.86	21.98	17.63	16.81	15.93
	50% RB mid	690.5	22.43	21.65	20.62	16.38	15.60	14.57
		680.5	22.51	21.67	20.69	16.46	15.62	14.64
		670.5	22.57	21.76	20.73	16.52	15.71	14.68
	100% RB	690.5	22.46	21.56	20.56	16.41	15.51	14.51
		680.5	22.52	21.72	20.68	16.47	15.67	14.63
		670.5	22.59	21.75	20.73	16.54	15.70	14.68
20MHz	1 RB high	688.0	23.39	22.49	21.65	17.34	16.44	15.60

		680.5	23.35	22.51	21.58	17.30	16.46	15.53
		673.0	23.38	22.57	21.72	17.33	16.52	15.67
	1 RB low	688.0	23.07	22.20	21.44	17.02	16.15	15.39
		680.5	23.03	22.78	21.86	16.98	16.73	15.81
		673.0	23.17	22.92	21.88	17.12	16.87	15.83
	50% RB mid	688.0	22.50	21.63	20.71	16.45	15.58	14.66
		680.5	22.55	21.72	20.68	16.50	15.67	14.63
		673.0	22.65	21.76	20.73	16.60	15.71	14.68
	100% RB	688.0	22.48	21.61	20.58	16.43	15.56	14.53
		680.5	22.59	21.72	20.67	16.54	15.67	14.62
		673.0	22.53	21.68	20.67	16.48	15.63	14.62

## A.2 Emission Limit

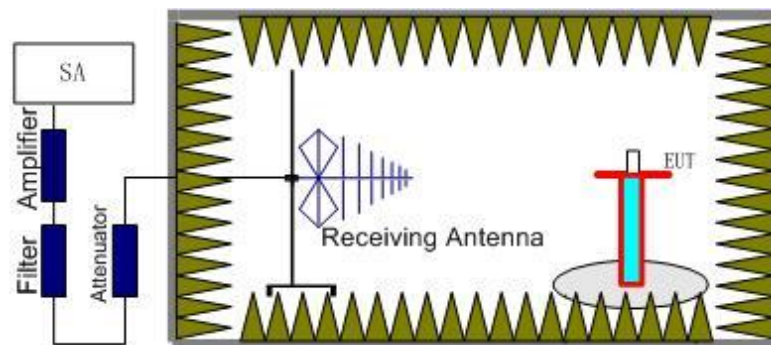
### A.2.1 Measurement Method

The measurements procedures in TIA-603E-2016 are used. This measurement is carried out in fully anechoic chamber FAC-3.

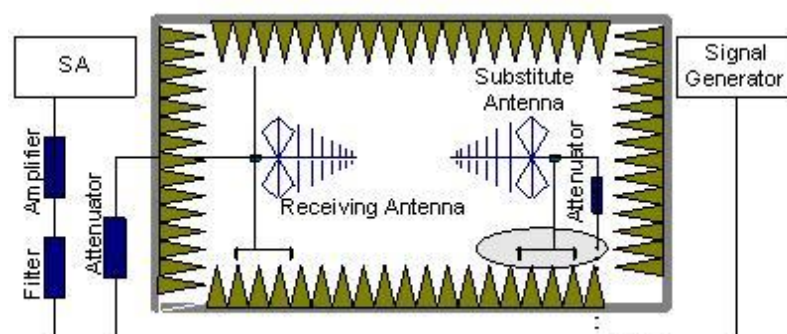
The spectrum was scanned from 30 MHz to the 10th harmonic of the highest frequency generated within the equipment, which is the transmitted carrier. The resolution bandwidth is set 1MHz. The spectrum was scanned with the mobile station transmitting at carrier frequencies that pertain to low, mid and high channels of each LTE Band.

#### The procedure of radiated spurious emissions is as follows:

1. EUT was placed on a 1.5-meter-high non-conductive stand at a 3-meter test distance from the receive antenna. A receiving antenna was placed on the antenna mast 3 meters from the EUT for emission measurements. The height of receiving antenna is 1.5m. The test setup refers to figure below. Detected emissions were maximized at each frequency by rotating the EUT through 360 and adjusting the receiving antenna polarization. The radiated emission measurements of all non-harmonic and harmonics of the transmit frequency through the 10th harmonic were measured with peak detector.



2. The EUT is then put into continuously transmitting mode at its maximum power level during the test. And the maximum value of the receiver should be recorded as ( $P_r$ ).
3. The EUT shall be replaced by a substitution antenna. The test setup refers to figure below.



In the chamber, a substitution antenna for the frequency band of interest is placed at the reference point of the chamber. An RF Signal source for the frequency band of interest is connected to the substitution antenna with a cable that has been constructed to not interfere with the radiation pattern of the antenna. A power ( $P_{Mea}$ ) is applied to the input of the

substitution antenna. Adjust the level of the signal generator output until the value of the receiver reaches the previously recorded ( $P_r$ ). The power of signal source ( $P_{Mea}$ ) is recorded. The test should be performed by rotating the test item and adjusting the receiving antenna polarization.

4. The Path loss ( $P_{pl}$ ) between the Signal Source with the Substitution Antenna and the Substitution Antenna Gain ( $G_a$ ) should be recorded after test.
5. An amplifier should be connected in for the test.  
The Path loss ( $P_{pl}$ ) is the summation of the cable loss and the gain of the amplifier.  
The measurement results are obtained as described below:  
Power (EIRP) =  $P_{Mea} - P_{pl} + G_a$
6. This value is EIRP since the measurement is calibrated using an antenna of known gain (unit: dBi) and known input power.
7. ERP can be calculated from EIRP by subtracting the gain of the dipole,  $ERP = EIRP - 2.15dB$ .

### A.2.2 Measurement Limit

FDD Band 7/TDD Band 38/41: Part 27.53(m) specifies for mobile digital stations, the attenuation factor shall be not less than  $40 + 10 \log(P)$  dB on all frequencies between the channel edge and 5 megahertz from the channel edge,  $43 + 10 \log(P)$  dB on all frequencies between 5 megahertz and X megahertz from the channel edge, and  $55 + 10 \log(P)$  dB on all frequencies more than X megahertz from the channel edge, where X is the greater of 6 megahertz or the actual emission bandwidth as defined in paragraph (m)(6) of this section. In addition, the attenuation factor shall not be less than  $43 + 10 \log(P)$  dB on all frequencies between 2490.5 MHz and 2496 MHz and  $55 + 10 \log(P)$  dB at or below 2490.5 MHz. Mobile Satellite Service licensees operating on frequencies below 2495 MHz may also submit a documented interference complaint against BRS licensees operating on channel BRS Channel 1 on the same terms and conditions as adjacent channel BRS or EBS licensees.

FDD Band 12/71: Part 27.53(g) states for operations in the 600 MHz band and the 698–746 MHz band, the power of any emission outside a licensee's frequency band(s) of operation shall be attenuated below the transmitter power (P) within the licensed band(s) of operation, measured in watts, by at least  $43 + 10 \log(P)$  dB. Compliance with this provision is based on the use of measurement instrumentation employing a resolution bandwidth of 100 kilohertz or greater. However, in the 100 kilohertz bands immediately outside and adjacent to a licensee's frequency block, a resolution bandwidth of at least 30 kHz may be employed.

FDD Band 2/25: Part 24.238 specify that the power of any emission outside of the authorized operating frequency ranges must be attenuated below the transmitting power (P) by a factor of at least  $43 + 10 \log(P)$  dB.

LTE Band 26(814MHz~824MHz): Part 90.691 states that out-of-band emission requirement shall apply only to the "outer" channels included in an EA license and to spectrum adjacent to interior channels used by incumbent licensees. The emission limits are as follows: For any frequency removed from the EA licensee's frequency block by up to and including 37.5 kHz, the power of any emission shall be attenuated below the transmitter power (P) in watts by at least  $116 \log_{10}(f/6.1)$  decibels or  $50 + 10 \log_{10}(P)$  decibels or 80 decibels, whichever is the lesser attenuation, where f is the frequency removed from the center of the outer channel in the block in kilohertz and where f is greater than 12.5 kHz. For any frequency removed from the EA licensee's frequency block



greater than 37.5 kHz, the power of any emission shall be attenuated below the transmitter power (P) in watts by at least  $43 + 10\text{Log}_{10}(P)$  decibels or 80 decibels, whichever is the lesser attenuation, where f is the frequency removed from the center of the outer channel in the block in kilohertz and where f is greater than 37.5 kHz.

FDD Band 5/26(824MHz~849MHz): Part 22.917 specify that the power of any emission outside of the authorized operating frequency ranges must be attenuated below the transmitting power (P) by a factor of at least  $43 + 10 \log(P)$  dB.

FDD Band 4/66: Part 27.53(h) specify that the power of any emission outside of the authorized operating frequency ranges must be attenuated below the transmitting power (P) by a factor of at least  $43 + 10 \log(P)$  dB.

### **A.2.3 Measurement Results**

Radiated emissions measurements were made only at the upper, middle, and lower carrier frequencies of each LTE Band. It was decided that measurements at these three carrier frequencies would be sufficient to demonstrate compliance with emissions limits because it was seen that all the significant spurs occur well outside the band and no radiation was seen from a carrier in one block of each LTE Band into any of the other blocks. The equipment must still, however, meet emissions requirements with the carrier at all frequencies over which it is capable of operating and it is the manufacturer's responsibility to verify this. The range of evaluated frequency is from 30MHz to 26GHz.



**LTE Band 7, 5 MHz, QPSK, Channel 20775**

Frequency (MHz)	SG (dBm)	CableLoss (dB)	AntennaGain (dBi)	Peak EIRP (dBm)	Limit (dBm)	Margin (dB)	Polarization
5007.02	-55.74	6.59	9.91	-52.42	-25.00	27.42	V
7510.01	-45.09	8.35	12.21	-41.23	-25.00	16.23	V
10011.01	-51.93	9.21	12.90	-48.24	-25.00	23.24	H
12497.01	-48.63	10.18	13.20	-45.61	-25.00	20.61	H
15030.00	-42.63	11.26	13.98	-39.91	-25.00	14.91	H
17498.00	-36.90	12.72	14.90	-34.72	-25.00	9.72	V

**LTE Band 7, 5 MHz, QPSK, Channel 21100**

Frequency (MHz)	SG (dBm)	CableLoss (dB)	AntennaGain (dBi)	Peak EIRP (dBm)	Limit (dBm)	Margin (dB)	Polarization
5079.02	-58.04	6.71	10.01	-54.74	-25.00	29.74	H
7608.01	-43.77	8.01	12.29	-39.49	-25.00	14.49	V
10147.01	-49.20	9.39	12.96	-45.63	-25.00	20.63	V
12682.01	-47.99	10.33	13.31	-45.01	-25.00	20.01	V
15191.00	-43.34	11.39	13.89	-40.84	-25.00	15.84	V
17759.00	-38.07	12.51	15.26	-35.32	-25.00	10.32	V

**LTE Band 7, 5 MHz, QPSK, Channel 21425**

Frequency (MHz)	SG (dBm)	CableLoss (dB)	AntennaGain (dBi)	Peak EIRP (dBm)	Limit (dBm)	Margin (dB)	Polarization
5137.02	-55.13	6.86	10.09	-51.90	-25.00	26.90	V
7705.01	-50.28	8.42	12.36	-46.34	-25.00	21.34	V
10274.01	-51.20	9.55	13.01	-47.74	-25.00	22.74	V
12840.01	-47.98	10.66	13.40	-45.24	-25.00	20.24	H
15413.00	-41.91	11.41	13.75	-39.57	-25.00	14.57	V
17990.00	-39.29	12.90	15.59	-36.60	-25.00	11.60	V



**LTE Band 12, 1.4MHz, QPSK, Channel 23017**

Frequency (MHz)	SG (dBm)	CableLoss (dB)	AntennaGain (dBi)	Correction	Peak ERP (dBm)	Limit (dBm)	Margin (dB)	Polorization
1333.01	-56.73	3.15	4.63	2.15	-57.40	-13.00	44.40	H
2002.00	-50.01	4.06	4.61	2.15	-51.61	-13.00	38.61	H
2689.00	-45.16	4.78	6.44	2.15	-45.65	-13.00	32.65	H
3346.02	-59.57	5.31	7.83	2.15	-59.20	-13.00	46.20	H
4017.02	-58.10	6.05	8.92	2.15	-57.38	-13.00	44.38	H
4690.02	-57.65	6.50	9.59	2.15	-56.71	-13.00	43.71	H

**LTE Band 12, 1.4MHz, QPSK, Channel 23095**

Frequency (MHz)	SG (dBm)	CableLoss (dB)	AntennaGain (dBi)	Correction	Peak ERP (dBm)	Limit (dBm)	Margin (dB)	Polorization
1415.01	-54.86	3.25	5.06	2.15	-55.20	-13.00	42.20	H
2127.00	-49.19	4.22	4.98	2.15	-50.58	-13.00	37.58	H
2821.00	-45.32	4.94	6.68	2.15	-45.73	-13.00	32.73	H
3531.02	-58.44	5.63	8.24	2.15	-57.98	-13.00	44.98	H
4241.02	-57.98	6.25	9.14	2.15	-57.24	-13.00	44.24	V
4964.01	-56.98	6.67	9.86	2.15	-55.94	-13.00	42.94	V

**LTE Band 12, 1.4MHz, QPSK, Channel 23173**

Frequency (MHz)	SG (dBm)	CableLoss (dB)	AntennaGain (dBi)	Correction	Peak ERP (dBm)	Limit (dBm)	Margin (dB)	Polorization
1431.01	-53.54	3.28	5.14	2.15	-53.83	-13.00	40.83	H
2145.00	-48.65	4.24	5.04	2.15	-50.00	-13.00	37.00	H
2851.00	-45.03	4.96	6.73	2.15	-45.41	-13.00	32.41	H
3567.02	-57.34	6.00	8.29	2.15	-57.20	-13.00	44.20	H
4279.02	-58.24	6.21	9.18	2.15	-57.42	-13.00	44.42	H
4999.01	-57.15	6.60	9.90	2.15	-56.00	-13.00	43.00	V

**LTE Band 13, 5MHz, QPSK, Channel 23205**

Frequency (MHz)	SG (dBm)	CableLoss (dB)	AntennaGain (dBi)	Correction	Peak ERP (dBm)	Limit (dBm)	Margin (dB)	Polorization
1572.27	-66.65	3.49	5.37	0.00	-66.92	-40.00	26.92	H
2337.60	-48.38	4.44	5.61	2.15	-49.36	-13.00	36.36	V
3123.02	-58.26	5.40	7.30	2.15	-58.51	-13.00	45.51	H
3914.52	-58.23	6.12	8.78	2.15	-57.72	-13.00	44.72	H
4688.02	-56.67	6.50	9.59	2.15	-55.73	-13.00	42.73	V
5465.51	-57.51	6.93	10.55	2.15	-56.04	-13.00	43.04	H

**LTE Band 13, 5MHz, QPSK, Channel 23230**

Frequency (MHz)	SG (dBm)	CableLoss (dB)	AntennaGain (dBi)	Correction	Peak ERP (dBm)	Limit (dBm)	Margin (dB)	Polorization
1567.87	-66.81	3.48	5.38	0.00	-67.06	-40.00	27.06	H
2341.14	-49.31	4.45	5.62	2.15	-50.29	-13.00	37.29	H
3126.02	-58.71	5.40	7.30	2.15	-58.96	-13.00	45.96	H
3911.02	-59.19	6.12	8.78	2.15	-58.68	-13.00	45.68	H
4689.02	-57.65	6.50	9.59	2.15	-56.71	-13.00	43.71	H
5473.01	-56.89	6.96	10.56	2.15	-55.44	-13.00	42.44	H

**LTE Band 13, 5MHz, QPSK, Channel 23255**

Frequency (MHz)	SG (dBm)	CableLoss (dB)	AntennaGain (dBi)	Correction	Peak ERP (dBm)	Limit (dBm)	Margin (dB)	Polorization
1583.75	-66.59	3.50	5.35	0.00	-66.89	-40.00	26.89	H
2349.33	-47.55	4.46	5.65	2.15	-48.51	-13.00	35.51	H
3141.52	-57.63	5.38	7.34	2.15	-57.82	-13.00	44.82	H
3908.02	-58.17	6.11	8.77	2.15	-57.66	-13.00	44.66	H
4693.52	-57.44	6.50	9.59	2.15	-56.50	-13.00	43.50	H
5494.51	-57.05	7.04	10.59	2.15	-55.65	-13.00	42.65	H

**LTE Band 25, 1.4MHz, QPSK, Channel 26047**

Frequency (MHz)	SG (dBm)	CableLoss (dB)	AntennaGain (dBi)	Peak EIRP (dBm)	Limit (dBm)	Margin (dB)	Polarization
7297.01	-53.47	8.10	11.96	-49.61	-13.00	36.61	H
9442.01	-51.64	9.25	13.37	-47.52	-13.00	34.52	V
11076.01	-49.33	9.88	13.18	-46.03	-13.00	33.03	H
13625.01	-43.42	10.78	14.28	-39.92	-13.00	26.92	V
15053.00	-41.87	11.29	13.97	-39.19	-13.00	26.19	V
17252.00	-37.58	12.36	14.35	-35.59	-13.00	22.59	V

**LTE Band 25, 1.4MHz, QPSK, Channel 26365**

Frequency (MHz)	SG (dBm)	CableLoss (dB)	AntennaGain (dBi)	Peak EIRP (dBm)	Limit (dBm)	Margin (dB)	Polarization
7516.01	-54.04	8.33	12.21	-50.16	-13.00	37.16	H
9396.01	-53.78	9.04	13.34	-49.48	-13.00	36.48	H
11278.01	-50.39	9.86	13.14	-47.11	-13.00	34.11	H
13186.01	-44.81	10.56	13.76	-41.61	-13.00	28.61	V
15058.00	-42.70	11.29	13.97	-40.02	-13.00	27.02	V
16940.00	-39.70	12.15	13.78	-38.07	-13.00	25.07	V

**LTE Band 25, 1.4MHz, QPSK, Channel 26683**

Frequency (MHz)	SG (dBm)	CableLoss (dB)	AntennaGain (dBi)	Peak EIRP (dBm)	Limit (dBm)	Margin (dB)	Polarization
7640.01	-54.94	8.15	12.31	-50.78	-13.00	37.78	H
9575.01	-50.12	9.27	13.32	-46.07	-13.00	33.07	V
11498.01	-49.98	9.82	13.10	-46.70	-13.00	33.70	V
13409.01	-44.44	10.57	14.07	-40.94	-13.00	27.94	V
15349.00	-43.54	11.33	13.79	-41.08	-13.00	28.08	V
17244.00	-37.98	12.36	14.34	-36.00	-13.00	23.00	V

**LTE Band 26(824MHz~849MHz), 1.4MHz, QPSK, Channel 26797**

Frequency (MHz)	SG (dBm)	CableLoss (dB)	AntennaGain (dBi)	Correction	Peak ERP (dBm)	Limit (dBm)	Margin (dB)	Polorization
1666.01	-55.18	3.58	5.20	2.15	-55.71	-13.00	42.71	H
2503.00	-48.13	4.63	6.11	2.15	-48.80	-13.00	35.80	H
3336.02	-60.49	5.31	7.81	2.15	-60.14	-13.00	47.14	H
4167.02	-58.32	6.13	9.07	2.15	-57.53	-13.00	44.53	H
5002.01	-58.35	6.60	9.90	2.15	-57.20	-13.00	44.20	V
5834.01	-58.18	7.18	10.53	2.15	-56.98	-13.00	43.98	V

**LTE Band 26(824MHz~849MHz), 1.4MHz, QPSK, Channel 26915**

Frequency (MHz)	SG (dBm)	CableLoss (dB)	AntennaGain (dBi)	Correction	Peak ERP (dBm)	Limit (dBm)	Margin (dB)	Polorization
1655.01	-54.59	3.57	5.22	2.15	-55.09	-13.00	42.09	H
2529.00	-46.51	4.65	6.15	2.15	-47.16	-13.00	34.16	H
3343.02	-59.93	5.31	7.82	2.15	-59.57	-13.00	46.57	H
4202.02	-57.74	6.21	9.10	2.15	-57.00	-13.00	44.00	H
5020.01	-56.60	6.57	9.93	2.15	-55.39	-13.00	42.39	H
5874.01	-55.65	7.31	10.53	2.15	-54.58	-13.00	41.58	H

**LTE Band 26(824MHz~849MHz), 1.4MHz, QPSK, Channel 27033**

Frequency (MHz)	SG (dBm)	CableLoss (dB)	AntennaGain (dBi)	Correction	Peak ERP (dBm)	Limit (dBm)	Margin (dB)	Polorization
1682.01	-53.89	3.59	5.17	2.15	-54.46	-13.00	41.46	H
2553.00	-46.13	4.67	6.20	2.15	-46.75	-13.00	33.75	H
3411.02	-59.80	5.37	7.99	2.15	-59.33	-13.00	46.33	H
4252.02	-57.29	6.24	9.15	2.15	-56.53	-13.00	43.53	V
5076.01	-56.39	6.70	10.01	2.15	-55.23	-13.00	42.23	V
5929.01	-56.63	7.47	10.51	2.15	-55.74	-13.00	42.74	H

**LTE Band 26(814MHz~824MHz), 1.4MHz, QPSK, Channel 26697**

Frequency (MHz)	SG (dBm)	CableLoss (dB)	AntennaGain (dBi)	Correction	Peak ERP (dBm)	Limit (dBm)	Margin (dB)	Polorization
1604.01	-54.49	3.52	5.31	2.15	-54.85	-13.00	41.85	H
2402.00	-48.41	4.52	5.81	2.15	-49.27	-13.00	36.27	H
3200.02	-59.38	5.30	7.48	2.15	-59.35	-13.00	46.35	H
4001.02	-58.42	6.07	8.90	2.15	-57.74	-13.00	44.74	H
4802.01	-57.58	6.67	9.70	2.15	-56.70	-13.00	43.70	H
5601.01	-56.58	7.24	10.58	2.15	-55.39	-13.00	42.39	H

**LTE Band 26(814MHz~824MHz), 1.4MHz, QPSK, Channel 26740**

Frequency (MHz)	SG (dBm)	CableLoss (dB)	AntennaGain (dBi)	Correction	Peak ERP (dBm)	Limit (dBm)	Margin (dB)	Polorization
1638.01	-53.80	3.56	5.25	2.15	-54.26	-13.00	41.26	H
2455.00	-47.80	4.58	5.97	2.15	-48.56	-13.00	35.56	V
3279.02	-60.12	5.28	7.67	2.15	-59.88	-13.00	46.88	V
4092.02	-56.34	6.04	8.99	2.15	-55.54	-13.00	42.54	H
4920.01	-57.72	6.73	9.82	2.15	-56.78	-13.00	43.78	H
5731.01	-56.52	7.29	10.55	2.15	-55.41	-13.00	42.41	H

**LTE Band 26(814MHz~824MHz), 1.4MHz, QPSK, Channel 26783**

Frequency (MHz)	SG (dBm)	CableLoss (dB)	AntennaGain (dBi)	Correction	Peak ERP (dBm)	Limit (dBm)	Margin (dB)	Polorization
1643.01	-53.84	3.56	5.24	2.15	-54.31	-13.00	41.31	H
2473.00	-47.24	4.60	6.02	2.15	-47.97	-13.00	34.97	H
3300.02	-60.11	5.29	7.72	2.15	-59.83	-13.00	46.83	H
4115.02	-57.52	6.04	9.02	2.15	-56.69	-13.00	43.69	H
4930.01	-56.63	6.72	9.83	2.15	-55.67	-13.00	42.67	H
5754.01	-56.66	7.26	10.55	2.15	-55.52	-13.00	42.52	H

**LTE Band 41, 5MHz, QPSK, Channel 39675**

Frequency (MHz)	SG (dBm)	CableLoss (dB)	AntennaGain (dBi)	Peak EIRP (dBm)	Limit (dBm)	Margin (dB)	Polarization
4994.02	-42.24	6.61	9.89	-38.96	-25.00	13.96	V
7491.01	-53.19	8.37	12.19	-49.37	-25.00	24.37	H
9989.01	-53.47	9.17	12.91	-49.73	-25.00	24.73	H
12490.01	-48.81	10.20	13.20	-45.81	-25.00	20.81	H
14987.00	-44.57	11.21	14.01	-41.77	-25.00	16.77	V
17493.00	-40.35	12.71	14.88	-38.18	-25.00	13.18	H

**LTE Band 41, 5MHz, QPSK, Channel 40620**

Frequency (MHz)	SG (dBm)	CableLoss (dB)	AntennaGain (dBi)	Peak EIRP (dBm)	Limit (dBm)	Margin (dB)	Polarization
5198.02	-59.38	6.96	10.18	-56.16	-25.00	31.16	V
7768.01	-54.17	8.33	12.41	-50.09	-25.00	25.09	V
10382.01	-50.56	9.77	13.05	-47.28	-25.00	22.28	H
12976.01	-47.14	10.48	13.49	-44.13	-25.00	19.13	V
15548.00	-43.88	11.51	13.70	-41.69	-25.00	16.69	H
16843.00	-39.35	12.06	13.74	-37.67	-25.00	12.67	H

**LTE Band 41, 5MHz, QPSK, Channel 41565**

Frequency (MHz)	SG (dBm)	CableLoss (dB)	AntennaGain (dBi)	Peak EIRP (dBm)	Limit (dBm)	Margin (dB)	Polarization
5370.02	-58.80	6.89	10.42	-55.27	-25.00	30.27	V
8047.01	-52.88	8.32	12.64	-48.56	-25.00	23.56	V
10766.01	-50.24	9.47	13.15	-46.56	-25.00	21.56	H
13455.01	-44.50	10.61	14.14	-40.97	-25.00	15.97	H
16131.00	-42.89	11.82	13.67	-41.04	-25.00	16.04	H
17451.00	-39.76	12.61	14.79	-37.58	-25.00	12.58	H

**LTE Band 66, 1.4MHz QPSK, Channel 131979**

Frequency (MHz)	SG (dBm)	CableLoss (dB)	AntennaGain (dBi)	Peak EIRP (dBm)	Limit (dBm)	Margin (dB)	Polorization
3422.02	-69.41	5.38	8.01	-66.78	-13.00	53.78	H
5132.02	-68.72	6.85	10.08	-65.49	-13.00	52.49	H
6871.01	-65.31	7.80	11.45	-61.66	-13.00	48.66	H
8598.01	-64.54	8.50	13.02	-60.02	-13.00	47.02	H
10267.01	-58.37	9.53	13.01	-54.89	-13.00	41.89	V
11995.01	-59.83	10.07	13.00	-56.90	-13.00	43.90	H

**LTE Band 66, 1.4MHz, QPSK, Channel 132322**

Frequency (MHz)	SG (dBm)	CableLoss (dB)	AntennaGain (dBi)	Peak EIRP (dBm)	Limit (dBm)	Margin (dB)	Polorization
3490.02	-70.05	5.50	8.18	-67.37	-13.00	54.37	H
5235.02	-69.19	7.00	10.23	-65.96	-13.00	52.96	H
6999.01	-64.65	8.29	11.60	-61.34	-13.00	48.34	H
8726.01	-64.60	8.44	13.05	-59.99	-13.00	46.99	H
10485.01	-62.46	9.67	13.09	-59.04	-13.00	46.04	V
12269.01	-59.92	10.01	13.11	-56.82	-13.00	43.82	H

**LTE Band 66, 1.4MHz, QPSK, Channel 132665**

Frequency (MHz)	SG (dBm)	CableLoss (dB)	AntennaGain (dBi)	Peak EIRP (dBm)	Limit (dBm)	Margin (dB)	Polorization
3559.02	-69.84	5.92	8.28	-67.48	-13.00	54.48	H
5338.02	-69.39	6.96	10.37	-65.98	-13.00	52.98	H
7156.01	-65.11	8.18	11.79	-61.50	-13.00	48.50	H
8898.01	-64.12	8.84	13.08	-59.88	-13.00	46.88	H
10645.01	-61.22	9.29	13.13	-57.38	-13.00	44.38	H
12510.01	-59.47	10.20	13.21	-56.46	-13.00	43.46	H

**LTE Band 71, 5MHz, QPSK, Channel 133147**

Frequency (MHz)	SG (dBm)	CableLoss (dB)	AntennaGain (dBi)	Correction	Peak ERP (dBm)	Limit (dBm)	Margin (dB)	Polorization
1303.01	-54.60	3.12	4.48	2.15	-55.39	-13.00	42.39	H
2008.00	-50.03	4.08	4.62	2.15	-51.64	-13.00	38.64	H
2688.00	-44.56	4.78	6.44	2.15	-45.05	-13.00	32.05	H
3310.02	-59.98	5.29	7.74	2.15	-59.68	-13.00	46.68	H
3984.02	-58.24	6.08	8.88	2.15	-57.59	-13.00	44.59	H
4657.02	-57.38	6.47	9.56	2.15	-56.44	-13.00	43.44	V

**LTE Band 71, 5MHz, QPSK, Channel 133297**

Frequency (MHz)	SG (dBm)	CableLoss (dB)	AntennaGain (dBi)	Correction	Peak ERP (dBm)	Limit (dBm)	Margin (dB)	Polorization
1355.01	-56.40	3.18	4.75	2.15	-56.98	-13.00	43.98	H
2039.00	-50.72	4.14	4.72	2.15	-52.29	-13.00	39.29	H
2726.00	-44.75	4.81	6.51	2.15	-45.20	-13.00	32.20	H
3392.02	-59.04	5.35	7.94	2.15	-58.60	-13.00	45.60	H
4077.02	-57.26	6.04	8.98	2.15	-56.47	-13.00	43.47	H
4765.01	-56.81	6.60	9.67	2.15	-55.89	-13.00	42.89	H

**LTE Band 71, 5MHz, QPSK, Channel 133447**

Frequency (MHz)	SG (dBm)	CableLoss (dB)	AntennaGain (dBi)	Correction	Peak ERP (dBm)	Limit (dBm)	Margin (dB)	Polorization
1414.01	-56.69	3.25	5.05	2.15	-57.04	-13.00	44.04	H
2109.00	-50.26	4.20	4.93	2.15	-51.68	-13.00	38.68	V
2755.00	-45.82	4.85	6.56	2.15	-46.26	-13.00	33.26	H
3459.02	-59.06	5.45	8.10	2.15	-58.56	-13.00	45.56	H
4191.02	-56.57	6.19	9.09	2.15	-55.82	-13.00	42.82	H
4855.01	-56.94	6.72	9.76	2.15	-56.05	-13.00	43.05	H

Note: The maximum value of expanded measurement uncertainty for this test item is U = 5.16 dB, k = 2.



## **A.3 Frequency Stability**

### **A.3.1 Method of Measurement**

Frequency stability is a measure of the frequency drift due to temperature and supply voltage variations, with reference to the frequency measured at +20 °C and rated supply voltage. Two reference points are established at the applicable unwanted emissions limit using a RBW equal to the RBW required by the unwanted emissions specification of the applicable regulatory standard. These reference points measured using the lowest and highest channel of operation shall be identified as  $F_L$  and  $F_H$  respectively.

In order to measure the carrier frequency under the condition of AFC lock, it is necessary to make measurements with the EUT in a “call mode”. This is accomplished with the use of CMW500.

1. Measure the carrier frequency at room temperature.
2. Subject the EUT to overnight soak at -30°C.
3. With the EUT, powered via nominal voltage, connected to the CMW500, and in a simulated call on middle channel for each LTE band, measure the carrier frequency. These measurements should be made within 2 minutes of Powering up the EUT, to prevent significant self-warming.
4. Repeat the above measurements at 10°C increments from -30°C to +50°C. Allow at least 1.5 hours at each temperature, unpowered, before making measurements.
5. Re-measure carrier frequency at room temperature with nominal voltage. Vary supply voltage from minimum voltage to maximum voltage, in 0.1Volt increments re-measuring carrier frequency at each voltage. Pause at nominal voltage for 1.5 hours unpowered, to allow any self-heating to stabilize, before continuing.
6. Subject the EUT to overnight soak at +50°C.
7. With the EUT, powered via nominal voltage, connected to the CMW500 and in a simulated call on the center channel, measure the carrier frequency. These measurements should be made within 2 minutes of Powering up the EUT, to prevent significant self-warming.
8. Repeat the above measurements at 10 °C increments from +50°C to -30°C. Allow at least 1.5 hours at each temperature, unpowered, before making measurements.
9. At all temperature levels hold the temperature to +/- 0.5°C during the measurement procedure.

The frequency stability shall be sufficient to ensure that the fundamental emission stays within the authorized frequency block. As this transceiver is considered "Hand carried, battery powered equipment" Section 2.1055(d)(2) applies. This requires that the lower voltage for frequency stability testing be specified by the manufacturer. This transceiver is specified to operate with an input voltage of the lower, higher and nominal voltage. Operation above or below these voltage limits is prohibited by transceiver software in order to prevent improper operation as well as to protect components from overstress.

### A.3.2 Measurement results

#### LTE Band 7, 20MHz bandwidth QPSK (worst case of all bandwidths)

##### Frequency Error vs Temperature

Temperature(°C)	Voltage(V)	F <sub>L</sub> (MHz)	F <sub>H</sub> (MHz)	Offset(Hz)	Frequency error(ppm)
20	3.87	2500.897	2569.135		
50				-21.54	0.0085
40				-16.71	0.0066
30				-15.61	0.0062
10				-5.08	0.0020
0				-15.61	0.0062
-10				-14.09	0.0056
-20				-15.94	0.0063
-30				-2.68	0.0011

##### Frequency Error vs Voltage

Voltage(V)	Temperature(°C)	F <sub>L</sub> (MHz)	F <sub>H</sub> (MHz)	Offset(Hz)	Frequency error(ppm)
3.5	20	2500.897	2569.135	-0.20	0.0001
4.45				-18.70	0.0074

#### LTE Band 12, 10MHz bandwidth QPSK (worst case of all bandwidths)

##### Frequency Error vs Temperature

Temperature(°C)	Voltage(V)	F <sub>L</sub> (MHz)	F <sub>H</sub> (MHz)	Offset(Hz)	Frequency error(ppm)
20	3.87	699.481	715.519		
50				0.03	0.0000
40				-0.54	0.0008
30				-0.44	0.0006
10				0.76	0.0011
0				0.11	0.0002
-10				0.96	0.0014
-20				-0.34	0.0005
-30				1.43	0.0020

##### Frequency Error vs Voltage

Voltage(V)	Temperature(°C)	F <sub>L</sub> (MHz)	F <sub>H</sub> (MHz)	Offset(Hz)	Frequency error(ppm)
3.5	20	699.481	715.519	1.63	0.0023
4.45				1.36	0.0019

**LTE Band 13, 10MHz bandwidth QPSK (worst case of all bandwidths)**
**Frequency Error vs Temperature**

Temperature(°C)	Voltage(V)	F <sub>L</sub> (MHz)	F <sub>H</sub> (MHz)	Offset(Hz)	Frequency error(ppm)
20	3.87	777.465	786.519		
50				-0.10	0.0001
40				0.64	0.0008
30				-0.60	0.0008
10				-0.19	0.0002
0				-0.14	0.0002
-10				-1.30	0.0017
-20				-1.63	0.0021
-30				-2.27	0.0029

**Frequency Error vs Voltage**

Voltage(V)	Temperature(°C)	F <sub>L</sub> (MHz)	F <sub>H</sub> (MHz)	Offset(Hz)	Frequency error(ppm)
3.5	20	777.465	786.519	1.06	0.0014
4.45				-0.51	0.0007

**LTE Band 25, 20MHz bandwidth QPSK (worst case of all bandwidths)**
**Frequency Error vs Temperature**

Temperature(°C)	Voltage(V)	F <sub>L</sub> (MHz)	F <sub>H</sub> (MHz)	Offset(Hz)	Frequency error(ppm)
20	3.87	1850.833	1914.199		
50				-1.60	0.0008
40				3.56	0.0019
30				0.82	0.0004
10				15.25	0.0081
0				2.63	0.0014
-10				-2.12	0.0011
-20				1.04	0.0006
-30				2.29	0.0012

**Frequency Error vs Voltage**

Voltage(V)	Temperature(°C)	F <sub>L</sub> (MHz)	F <sub>H</sub> (MHz)	Offset(Hz)	Frequency error(ppm)
3.5	20	1850.833	1914.199	16.85	0.0090
4.45				16.16	0.0086

**LTE Band 26(814MHz~824MHz), 10MHz bandwidth QPSK (worst case of all bandwidths)**  
**Frequency Error vs Temperature**

Temperature(°C)	Voltage(V)	F <sub>L</sub> (MHz)	F <sub>H</sub> (MHz)	Offset(Hz)	Frequency error(ppm)
20	3.87	814.389	823.611		
50				-8.58	0.0105
40				-10.97	0.0134
30				-9.90	0.0121
10				-8.30	0.0101
0				-9.97	0.0122
-10				-9.01	0.0110
-20				-9.23	0.0113
-30				-9.40	0.0115

**Frequency Error vs Voltage**

Voltage(V)	Temperature(°C)	F <sub>L</sub> (MHz)	F <sub>H</sub> (MHz)	Offset(Hz)	Frequency error(ppm)
3.5	20	814.389	823.611	-7.87	0.0096
4.45				-10.11	0.0123

**LTE Band 26(824MHz~849MHz), 15MHz bandwidth QPSK (worst case of all bandwidths)**  
**Frequency Error vs Temperature**

Temperature(°C)	Voltage(V)	F <sub>L</sub> (MHz)	F <sub>H</sub> (MHz)	Offset(Hz)	Frequency error(ppm)
20	3.87	824.577	848.471		
50				0.96	0.0011
40				-0.06	0.0001
30				1.59	0.0019
10				0.80	0.0010
0				1.76	0.0021
-10				-0.74	0.0009
-20				10.13	0.0121
-30				2.45	0.0029

**Frequency Error vs Voltage**

Voltage(V)	Temperature(°C)	F <sub>L</sub> (MHz)	F <sub>H</sub> (MHz)	Offset(Hz)	Frequency error(ppm)
3.5	20	824.577	848.471	1.04	0.0012
4.45				0.60	0.0007

**LTE Band 41, 20MHz bandwidth QPSK (worst case of all bandwidths)**
**Frequency Error vs Temperature**

Temperature(°C)	Voltage(V)	F <sub>L</sub> (MHz)	F <sub>H</sub> (MHz)	Offset(Hz)	Frequency error(ppm)
20	3.87	2496.449	2689.487		
50				-1.34	0.0005
40				-12.45	0.0048
30				-0.19	0.0001
10				-12.99	0.0050
0				1.56	0.0006
-10				-14.06	0.0054
-20				3.29	0.0013
-30				-0.33	0.0001

**Frequency Error vs Voltage**

Voltage(V)	Temperature(°C)	F <sub>L</sub> (MHz)	F <sub>H</sub> (MHz)	Offset(Hz)	Frequency error(ppm)
3.5	20	2496.449	2689.487	-12.60	0.0049
4.45				-14.15	0.0055

**LTE Band 48, 20MHz bandwidth QPSK (worst case of all bandwidths)**
**Frequency Error vs Temperature**

Temperature(°C)	Voltage(V)	F <sub>L</sub> (MHz)	F <sub>H</sub> (MHz)	Offset(Hz)	Frequency error(ppm)
20	3.87	3550.825	3699.175		
50				-2.17	0.0006
40				-4.88	0.0013
30				-5.94	0.0016
10				-6.37	0.0018
0				-4.42	0.0012
-10				-11.40	0.0031
-20				-7.97	0.0022
-30				-3.30	0.0009

**Frequency Error vs Voltage**

Voltage(V)	Temperature(°C)	F <sub>L</sub> (MHz)	F <sub>H</sub> (MHz)	Offset(Hz)	Frequency error(ppm)
3.5	20	3550.825	3699.175	2.55	0.0007
4.45				-2.78	0.0008

**LTE Band 66, 20MHz bandwidth QPSK (worst case of all bandwidths)**
**Frequency Error vs Temperature**

Temperature(°C)	Voltage(V)	F <sub>L</sub> (MHz)	F <sub>H</sub> (MHz)	Offset(Hz)	Frequency error(ppm)
20	3.87	1710.833	1779.199		
50				2.85	0.0016
40				0.11	0.0001
30				0.46	0.0003
10				19.14	0.0110
0				15.86	0.0091
-10				20.34	0.0117
-20				17.61	0.0101
-30				16.16	0.0093

**Frequency Error vs Voltage**

Voltage(V)	Temperature(°C)	F <sub>L</sub> (MHz)	F <sub>H</sub> (MHz)	Offset(Hz)	Frequency error(ppm)
3.5	20	1710.833	1779.199	19.78	0.0113
4.45				16.37	0.0094

**LTE Band 71, 20MHz bandwidth QPSK (worst case of all bandwidths)**
**Frequency Error vs Temperature**

Temperature(°C)	Voltage(V)	F <sub>L</sub> (MHz)	F <sub>H</sub> (MHz)	Offset(Hz)	Frequency error(ppm)
20	3.87	663.994	697.006		
50				8.61	0.0127
40				0.54	0.0008
30				-1.03	0.0015
10				-0.79	0.0012
0				8.83	0.0130
-10				-1.36	0.0020
-20				8.48	0.0125
-30				-0.79	0.0012

**Frequency Error vs Voltage**

Voltage(V)	Temperature(°C)	F <sub>L</sub> (MHz)	F <sub>H</sub> (MHz)	Offset(Hz)	Frequency error(ppm)
3.5	20	663.994	697.006	-5.71	0.0084
4.45				8.58	0.0126

#### **A.4 Occupied Bandwidth**

Occupied bandwidth measurements are only provided for selected frequencies in order to reduce the amount of submitted data. Data were taken at the mid frequencies frequency. The table below lists the measured 99% BW. Spectrum analyzer plots are included on the following pages.

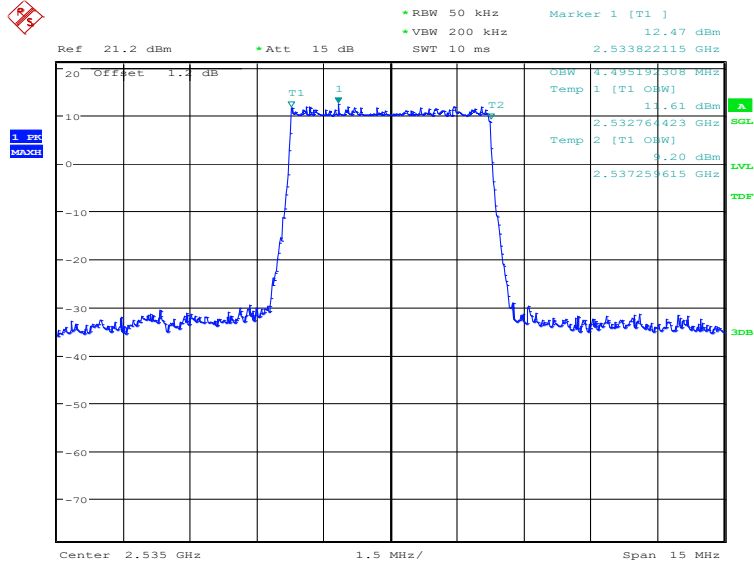
The measurement method is from ANSI C63.26:

- a) The spectrum analyzer center frequency is set to the nominal EUT channel center frequency. The frequency span for the spectrum analyzer shall be set wide enough to capture all modulation products including the emission skirts.
- b) The nominal IF filter 3 dB bandwidth (RBW) shall be in the range of 1% to 5% of the anticipated OBW, and the VBW shall be set  $\geq 3 \times$  RBW.
- c) Set the reference level of the instrument as required to prevent the signal amplitude from exceeding the maximum spectrum analyzer input mixer level for linear operation.
- d) Set the detection mode to peak, and the trace mode to max-hold.

**LTE band 7, 5MHz (99%)**

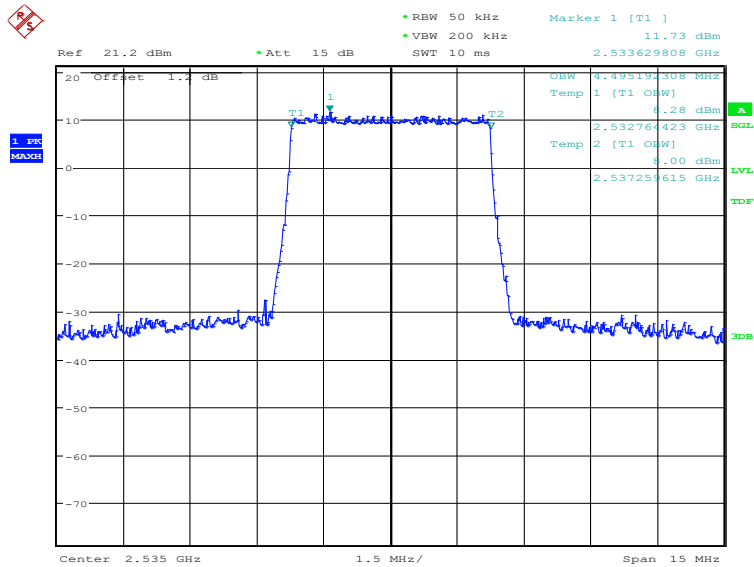
Frequency(MHz)	Occupied Bandwidth (99%)(kHz)	
2535.0	QPSK	16QAM
	4495.19	4495.19

**LTE band 7, 5MHz Bandwidth, QPSK (99% BW)**



Date: 1.FEB.2022 13:35:05

**LTE band 7, 5MHz Bandwidth, 16QAM (99% BW)**



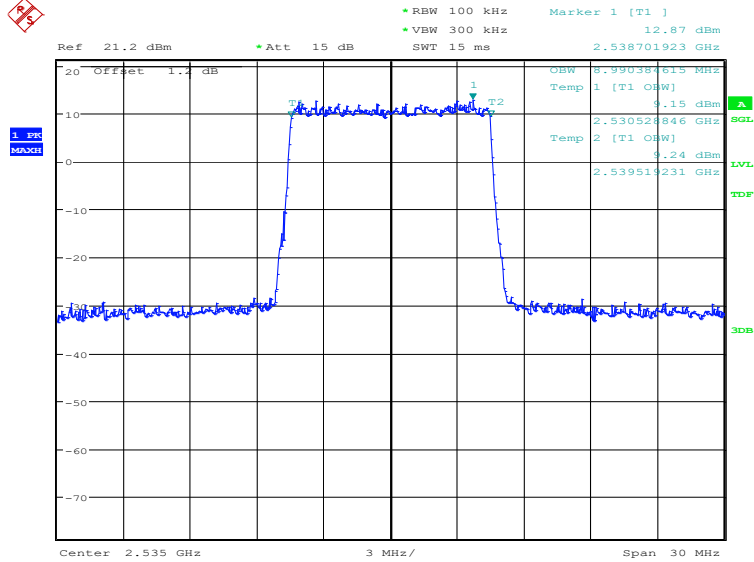
Date: 1.FEB.2022 13:35:44



**LTE band 7, 10MHz (99%)**

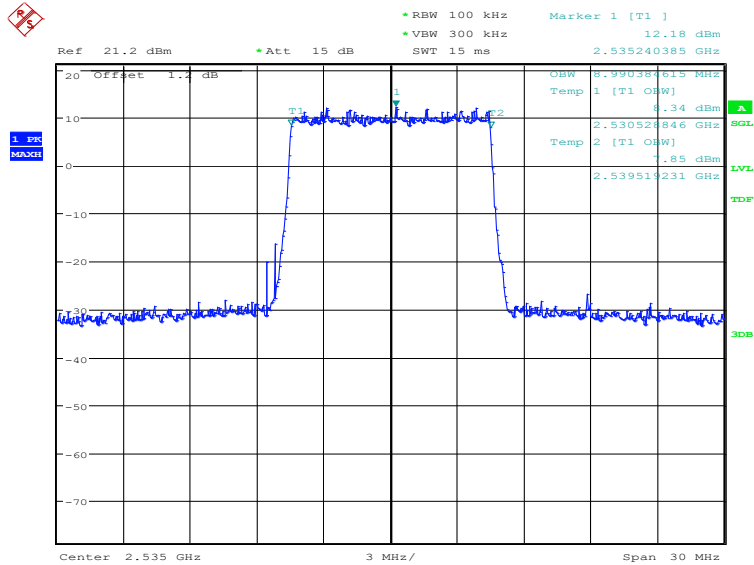
Frequency(MHz)	Occupied Bandwidth (99%)(kHz)	
2535.0	QPSK	16QAM
	8990.38	8990.38

**LTE band 7, 10MHz Bandwidth, QPSK (99% BW)**



Date: 1.FEB.2022 13:36:25

**LTE band 7, 10MHz Bandwidth, 16QAM (99% BW)**

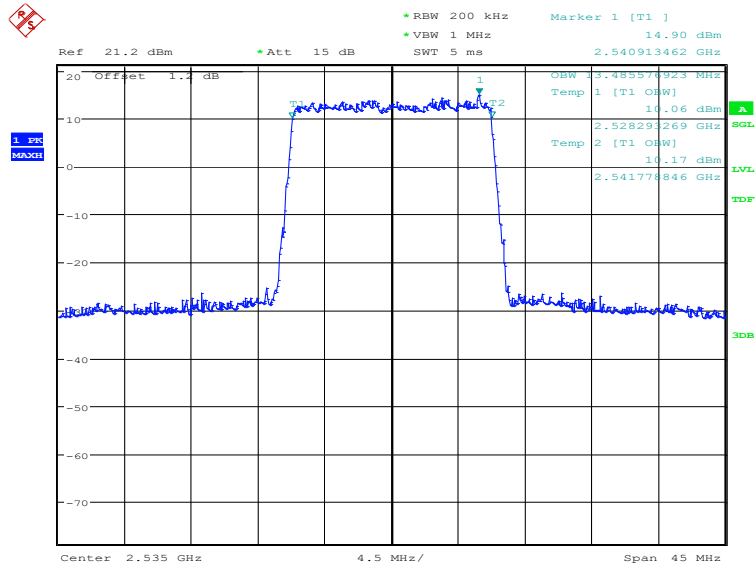


Date: 1.FEB.2022 13:37:05

### LTE band 7, 15MHz (99%)

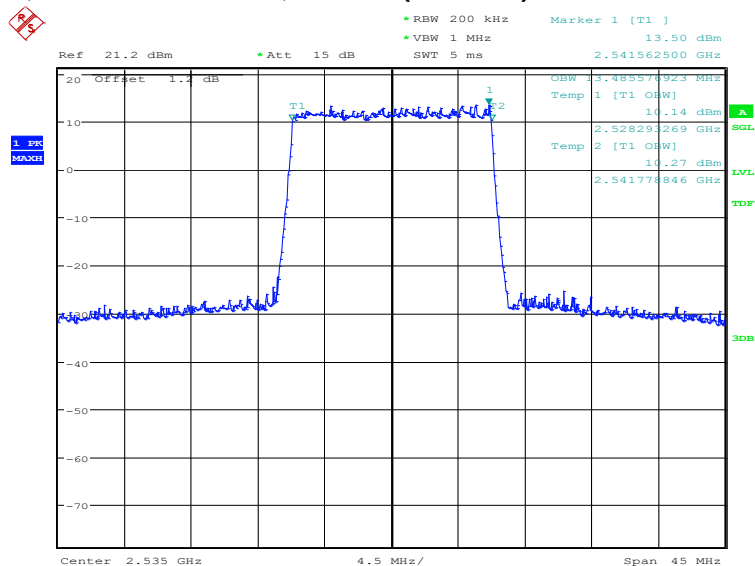
Frequency(MHz)	Occupied Bandwidth (99%)(kHz)	
2535.0	QPSK	16QAM
	13485.58	13485.58

### LTE band 7, 15MHz Bandwidth, QPSK (99% BW)



Date: 1.FEB.2022 13:37:46

### LTE band 7, 15MHz Bandwidth, 16QAM (99% BW)

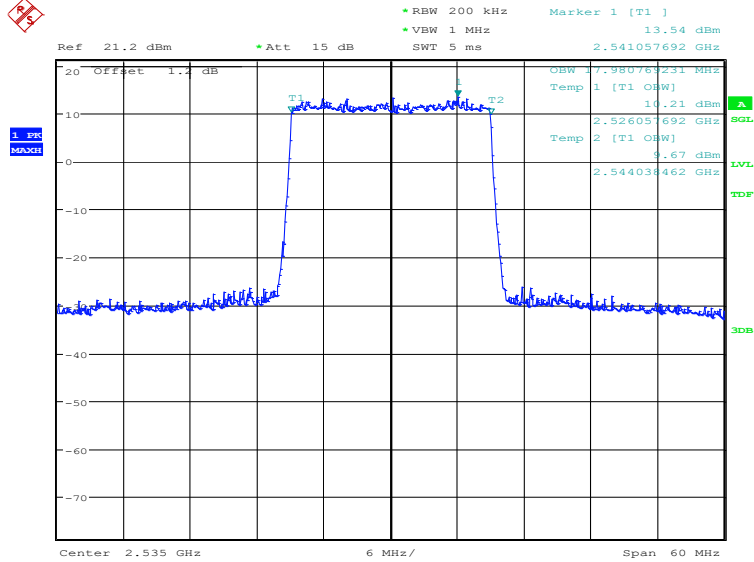


Date: 1.FEB.2022 13:38:25

### LTE band 7, 20MHz (99%)

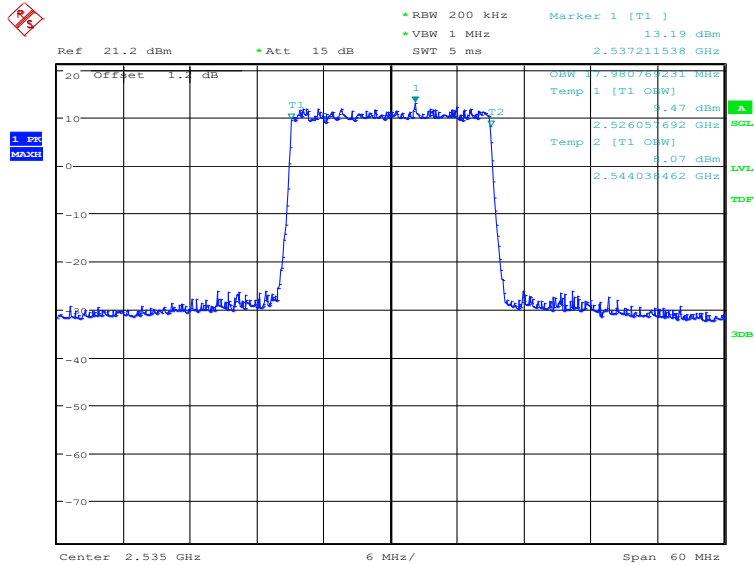
Frequency(MHz)	Occupied Bandwidth (99%)(kHz)	
2535.0	QPSK	16QAM
	17980.77	17980.77

### LTE band 7, 20MHz Bandwidth, QPSK (99% BW)



Date: 1.FEB.2022 13:39:07

### LTE band 7, 20MHz Bandwidth, 16QAM (99% BW)

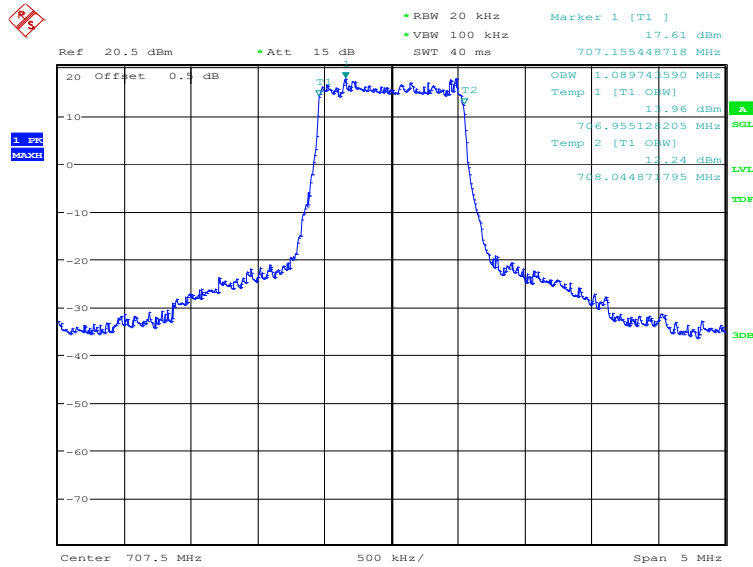


Date: 1.FEB.2022 13:39:46

### LTE band 12, 1.4MHz (99%)

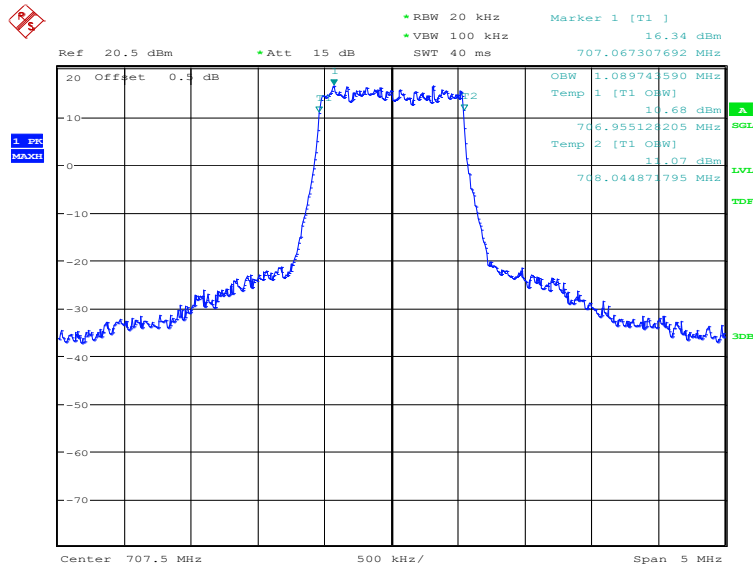
Frequency(MHz)	Occupied Bandwidth (99%)(kHz)	
707.5	QPSK	16QAM
	1089.74	1089.74

### LTE band 12, 1.4MHz Bandwidth, QPSK (99% BW)



Date: 1.FEB.2022 09:29:12

### LTE band 12, 1.4MHz Bandwidth, 16QAM (99% BW)

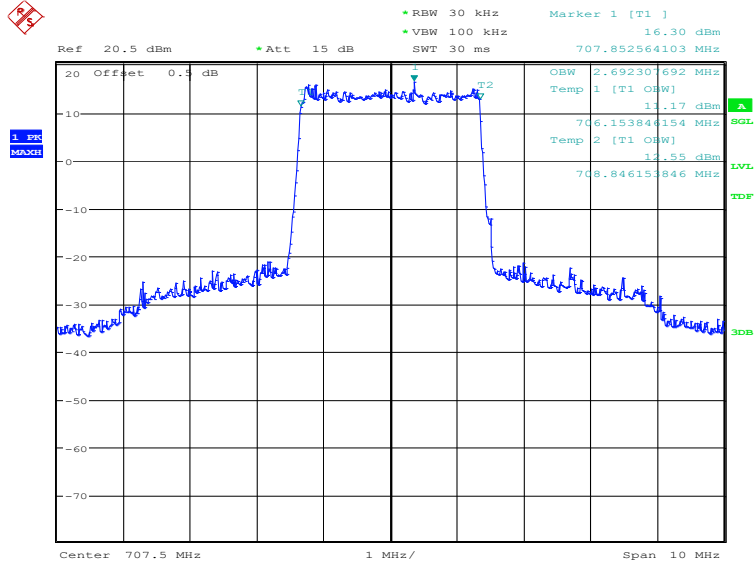


Date: 1.FEB.2022 09:29:52

### LTE band 12, 3MHz (99%)

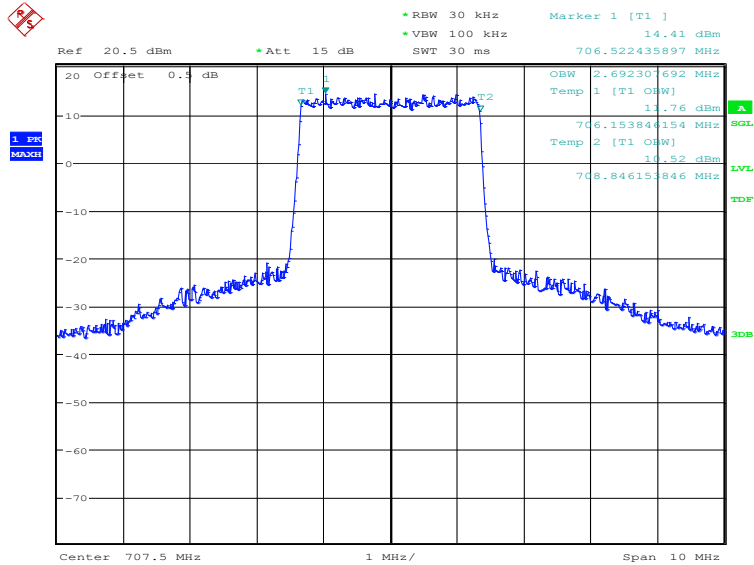
Frequency(MHz)	Occupied Bandwidth (99%)(kHz)	
707.5	QPSK	16QAM
	2692.31	2692.31

### LTE band 12, 3MHz Bandwidth, QPSK (99% BW)



Date: 1.FEB.2022 09:30:33

### LTE band 12, 3MHz Bandwidth, 16QAM (99% BW)

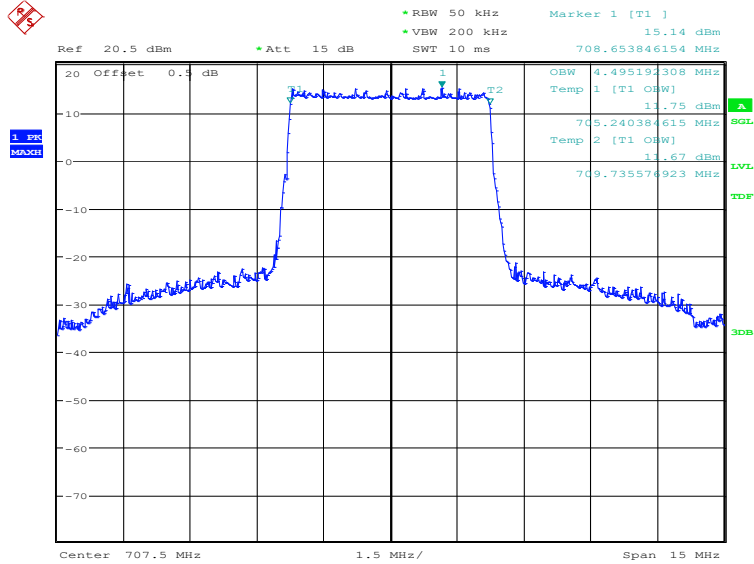


Date: 1.FEB.2022 09:31:13

### LTE band 12, 5MHz (99%)

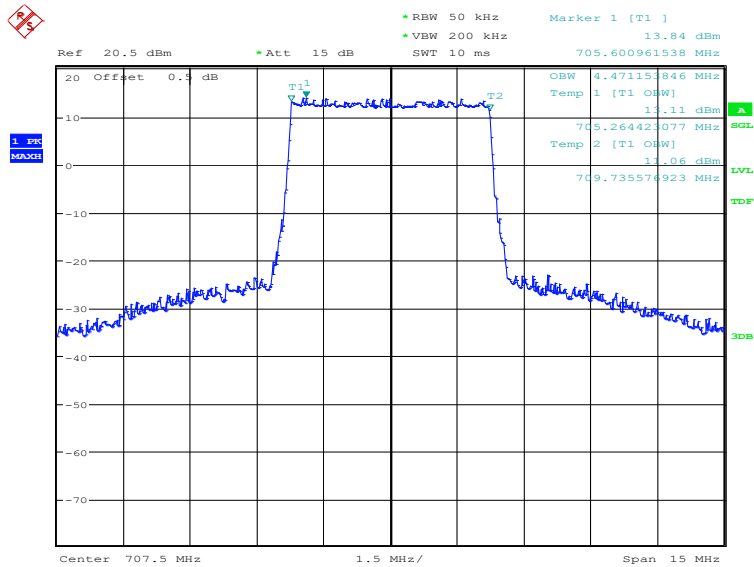
Frequency(MHz)	Occupied Bandwidth (99%)(kHz)	
707.5	QPSK	16QAM
	4495.19	4471.15

### LTE band 12, 5MHz Bandwidth, QPSK (99% BW)



Date: 1.FEB.2022 09:31:55

### LTE band 12, 5MHz Bandwidth, 16QAM (99% BW)

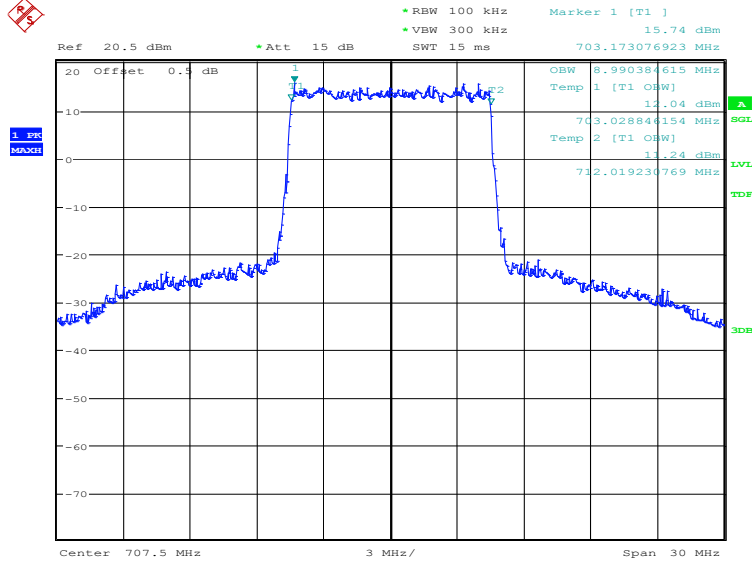


Date: 1.FEB.2022 09:32:35

**LTE band 12, 10MHz (99%)**

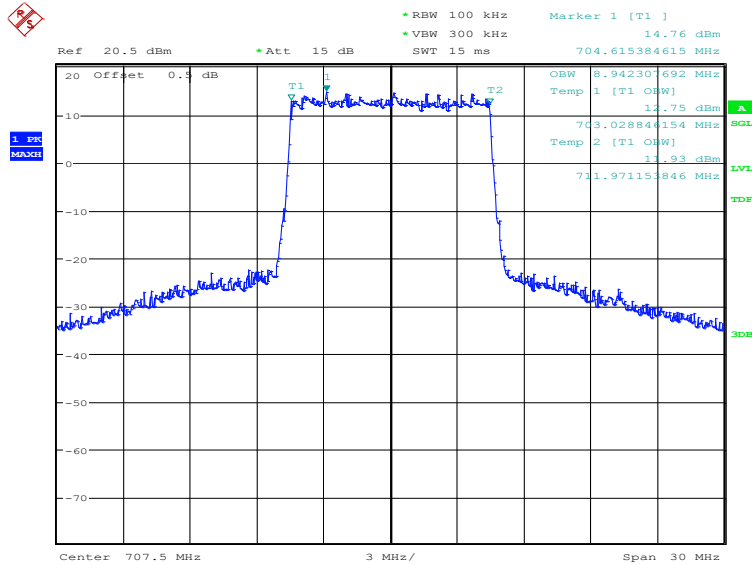
Frequency(MHz)	Occupied Bandwidth (99%)(kHz)	
707.5	QPSK	16QAM
	8990.38	8942.31

**LTE band 12, 10MHz Bandwidth, QPSK (99% BW)**



Date: 1.FEB.2022 09:33:17

**LTE band 12, 10MHz Bandwidth, 16QAM (99% BW)**

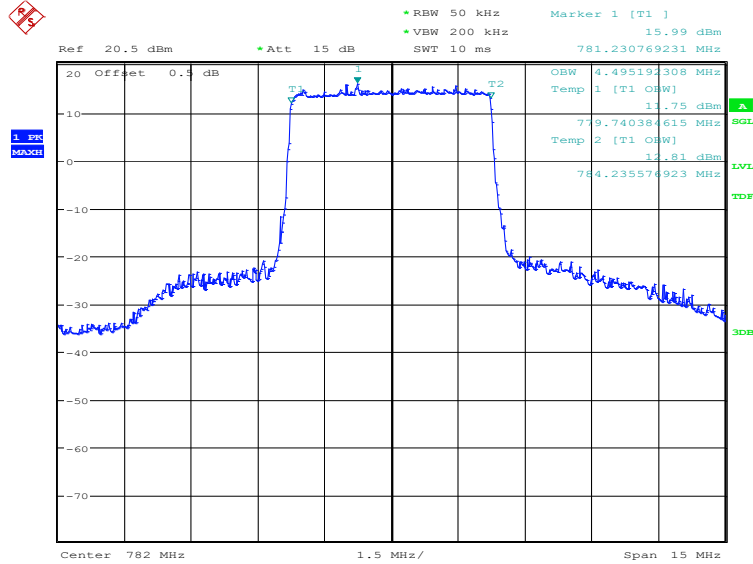


Date: 1.FEB.2022 09:33:57

### LTE band 13, 5MHz (99%)

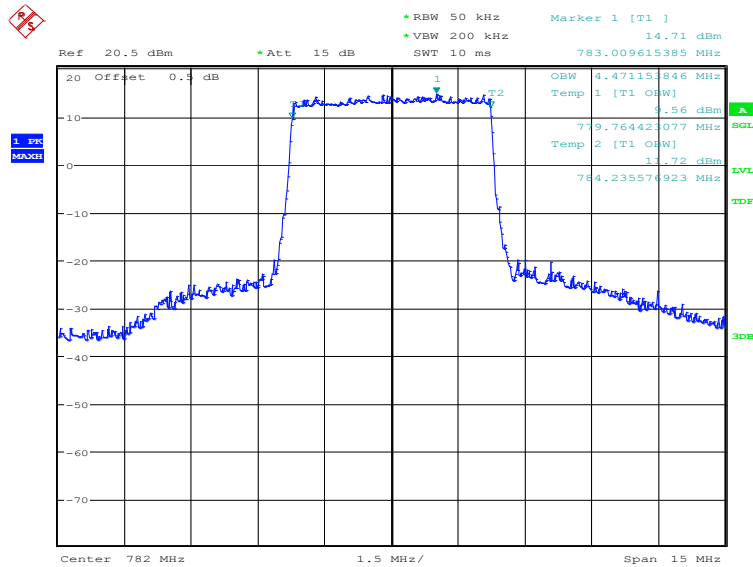
Frequency(MHz)	Occupied Bandwidth (99%)(kHz)	
782.0	QPSK	16QAM
	4495.19	4471.15

### LTE band 13, 5MHz Bandwidth, QPSK (99% BW)



Date: 1.FEB.2022 09:34:40

### LTE band 13, 5MHz Bandwidth, 16QAM (99% BW)



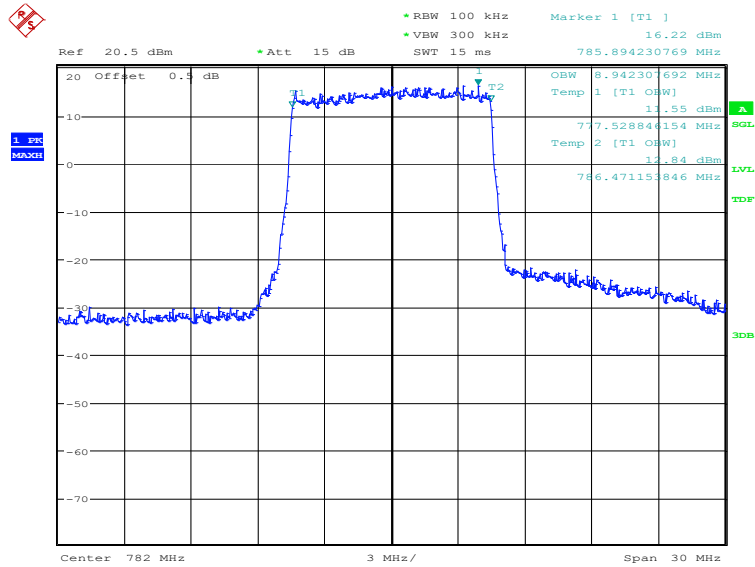
Date: 1.FEB.2022 09:35:20



**LTE band 13, 10MHz (99%)**

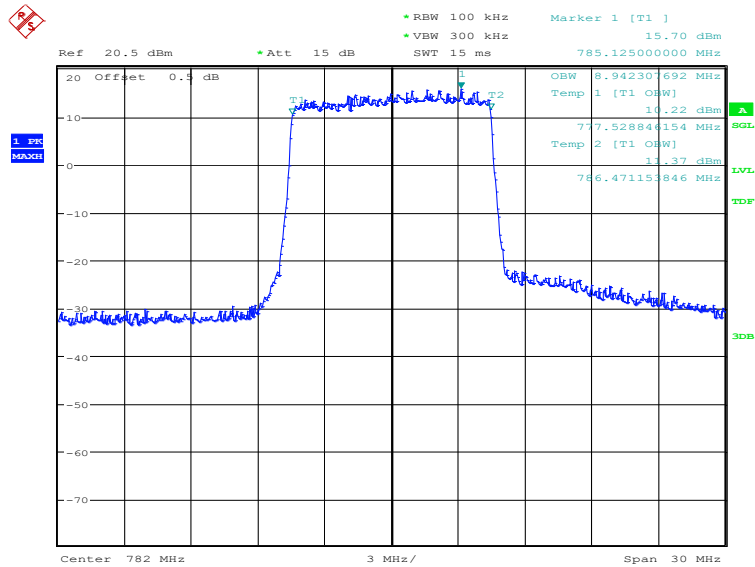
Frequency(MHz)	Occupied Bandwidth (99%)(kHz)	
782.0	QPSK	16QAM
	8942.31	8942.31

**LTE band 13, 10MHz Bandwidth, QPSK (99% BW)**



Date: 1.FEB.2022 09:36:02

**LTE band 13, 10MHz Bandwidth, 16QAM (99% BW)**

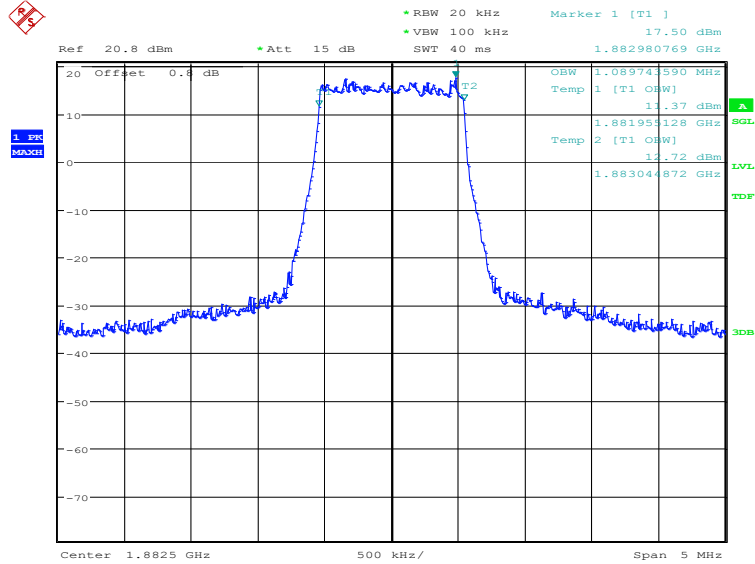


Date: 1.FEB.2022 09:36:41

### LTE band 25, 1.4MHz (99%)

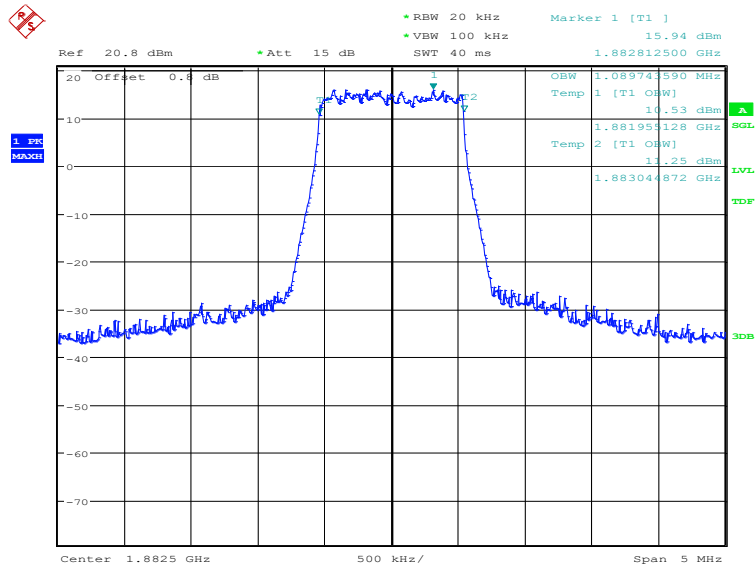
Frequency(MHz)	Occupied Bandwidth (99%)(kHz)	
1882.5	QPSK	16QAM
	1089.74	1089.74

### LTE band 25, 1.4MHz Bandwidth, QPSK (99% BW)



Date: 2.FEB.2022 09:03:33

### LTE band 25, 1.4MHz Bandwidth, 16QAM (99% BW)

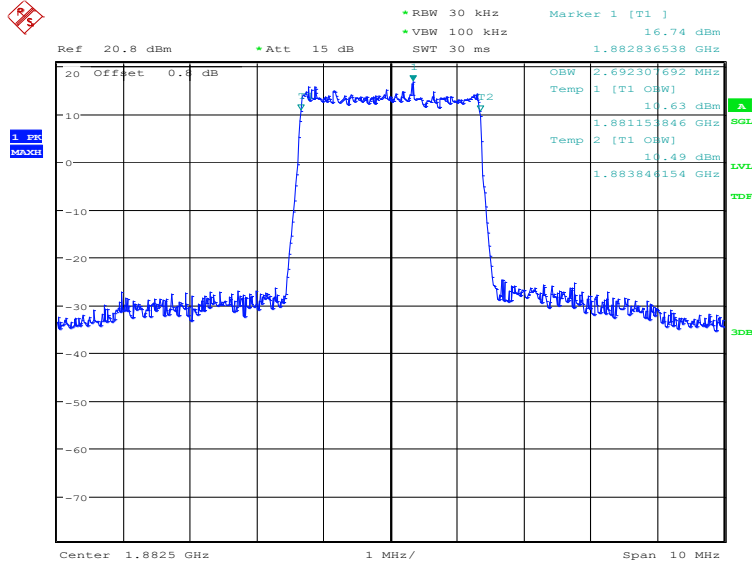


Date: 2.FEB.2022 09:04:12

**LTE band 25, 3MHz (99%)**

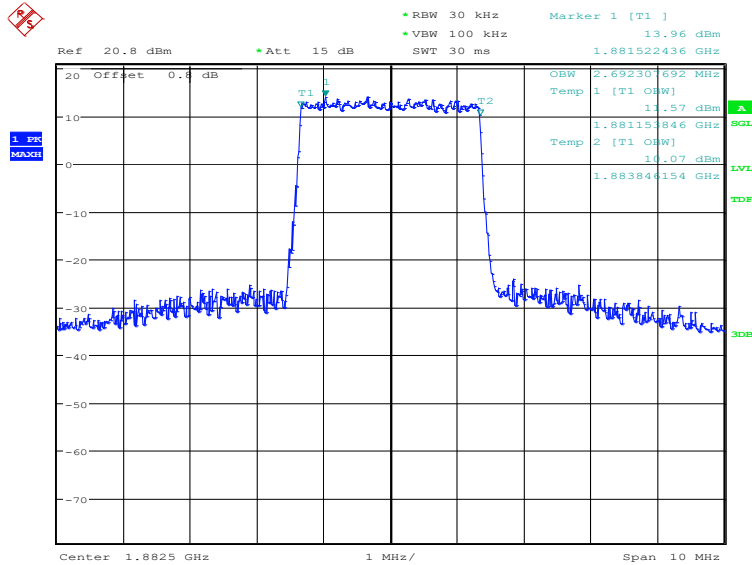
Frequency(MHz)	Occupied Bandwidth (99%)(kHz)	
1882.5	QPSK	16QAM
	2692.31	2692.31

**LTE band 25, 3MHz Bandwidth, QPSK (99% BW)**



Date: 2.FEB.2022 09:04:54

**LTE band 25, 3MHz Bandwidth, 16QAM (99% BW)**

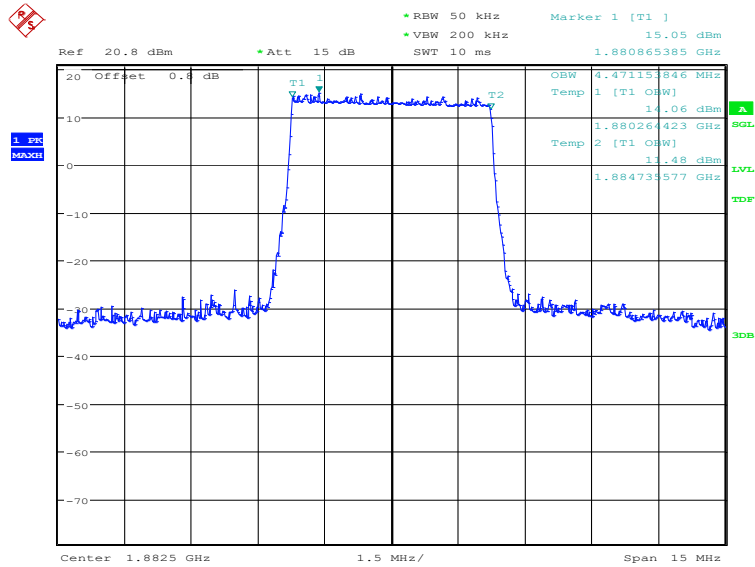


Date: 2.FEB.2022 09:05:33

### LTE band 25, 5MHz (99%)

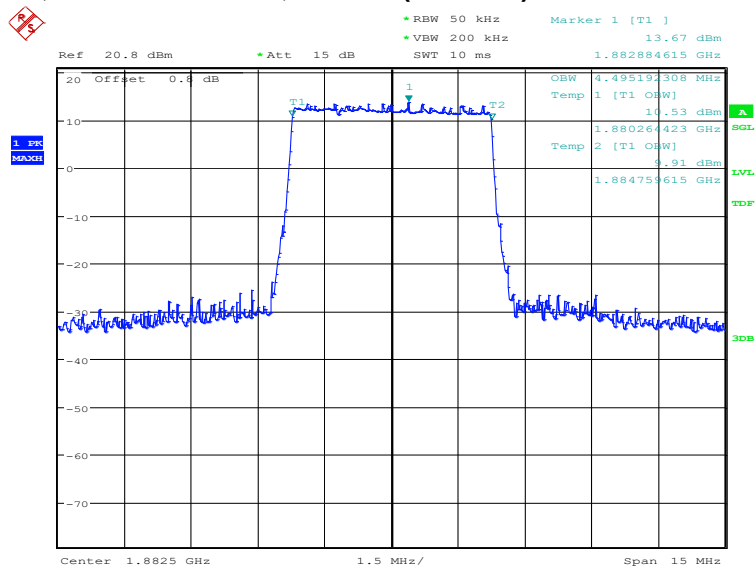
Frequency(MHz)	Occupied Bandwidth (99%)(kHz)	
1882.5	QPSK	16QAM
	4471.15	4495.19

### LTE band 25, 5MHz Bandwidth, QPSK (99% BW)



Date: 2.FEB.2022 09:06:14

### LTE band 25, 5MHz Bandwidth, 16QAM (99% BW)

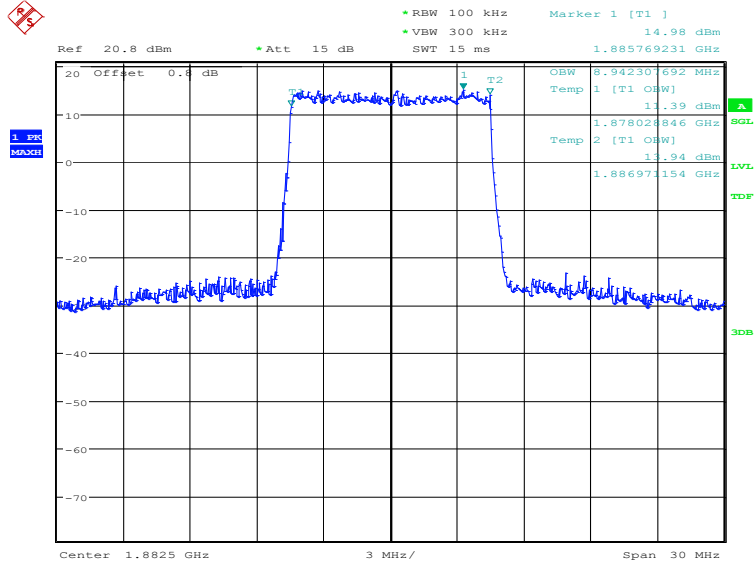


Date: 2.FEB.2022 09:06:54

### LTE band 25, 10MHz (99%)

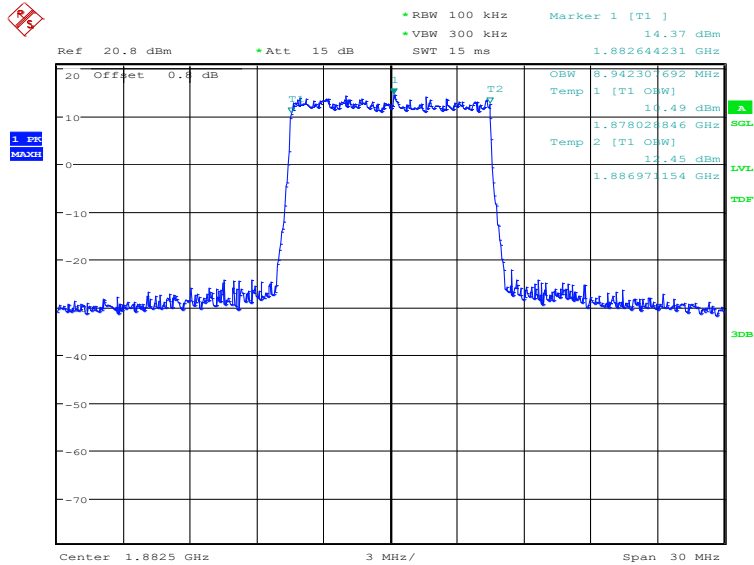
Frequency(MHz)	Occupied Bandwidth (99%)(kHz)	
1882.5	QPSK	16QAM
	8942.31	8942.31

### LTE band 25, 10MHz Bandwidth, QPSK (99% BW)



Date: 2.FEB.2022 09:07:35

### LTE band 25, 10MHz Bandwidth, 16QAM (99% BW)

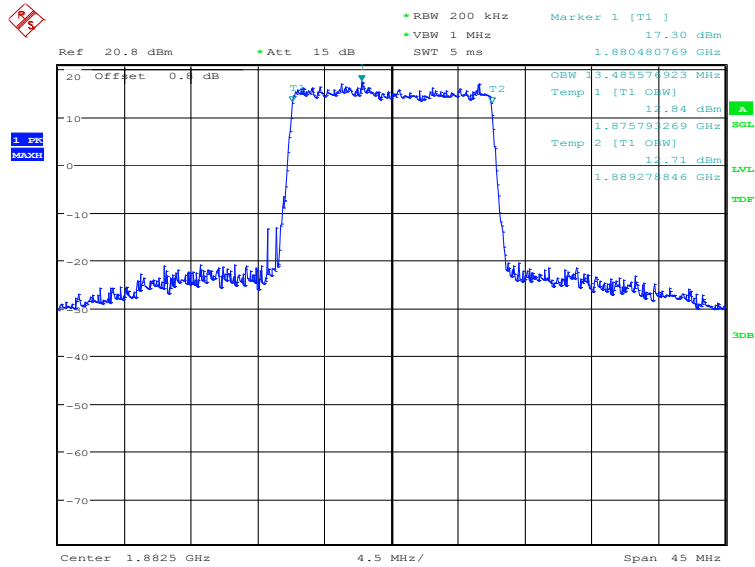


Date: 2.FEB.2022 09:08:14

### LTE band 25, 15MHz (99%)

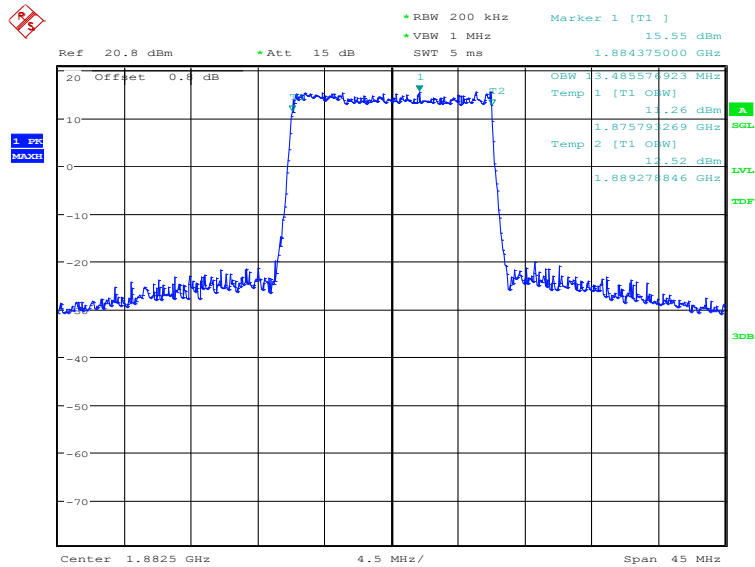
Frequency(MHz)	Occupied Bandwidth (99%)(kHz)	
1882.5	QPSK	16QAM
	13485.58	13485.58

### LTE band 25, 15MHz Bandwidth, QPSK (99% BW)



Date: 2.FEB.2022 09:08:56

### LTE band 25, 15MHz Bandwidth, 16QAM (99% BW)

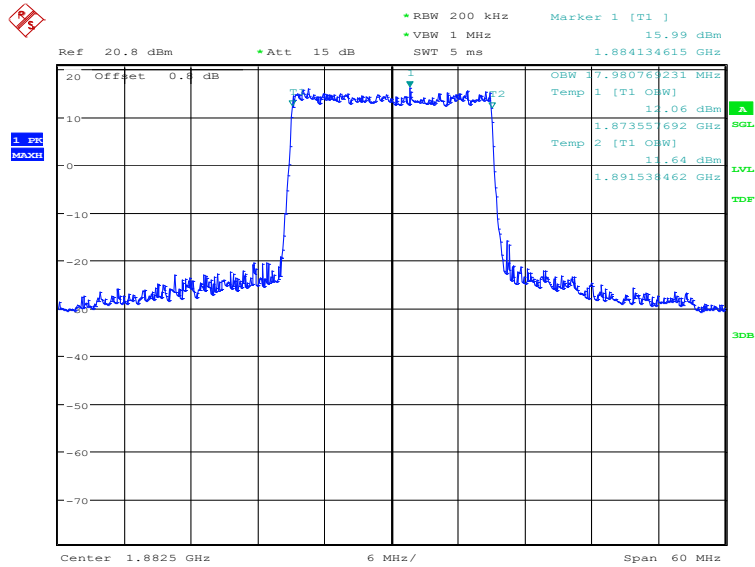


Date: 2.FEB.2022 09:09:35

### LTE band 25, 20MHz (99%)

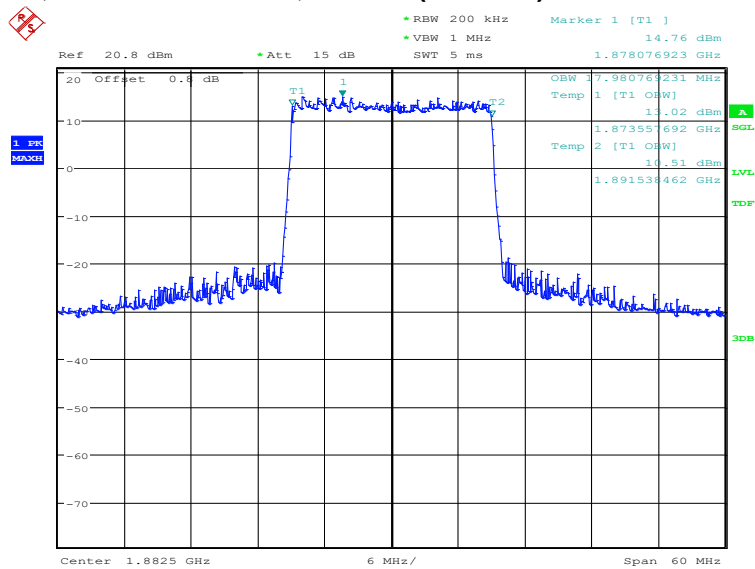
Frequency(MHz)	Occupied Bandwidth (99%)(kHz)	
1882.5	QPSK	16QAM
	17980.77	17980.77

### LTE band 25, 20MHz Bandwidth, QPSK (99% BW)



Date: 2.FEB.2022 09:10:16

### LTE band 25, 20MHz Bandwidth, 16QAM (99% BW)

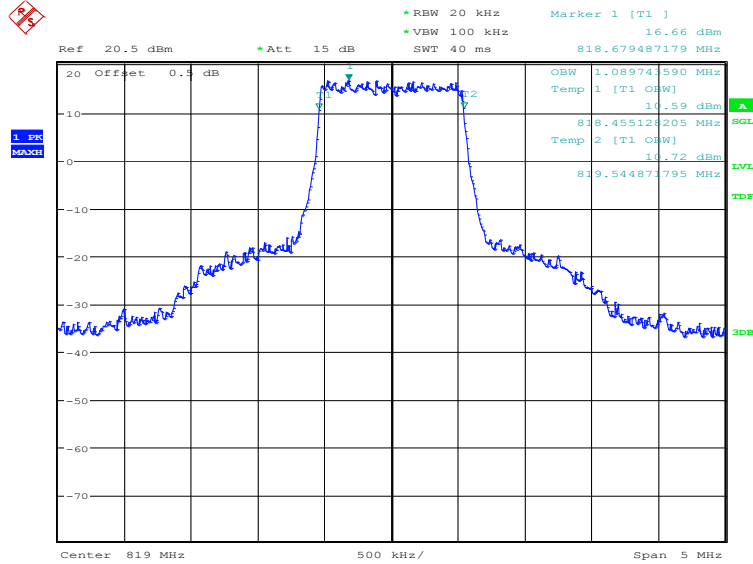


Date: 2.FEB.2022 09:10:56

**LTE band 26(814MHz~824MHz), 1.4MHz (99%)**

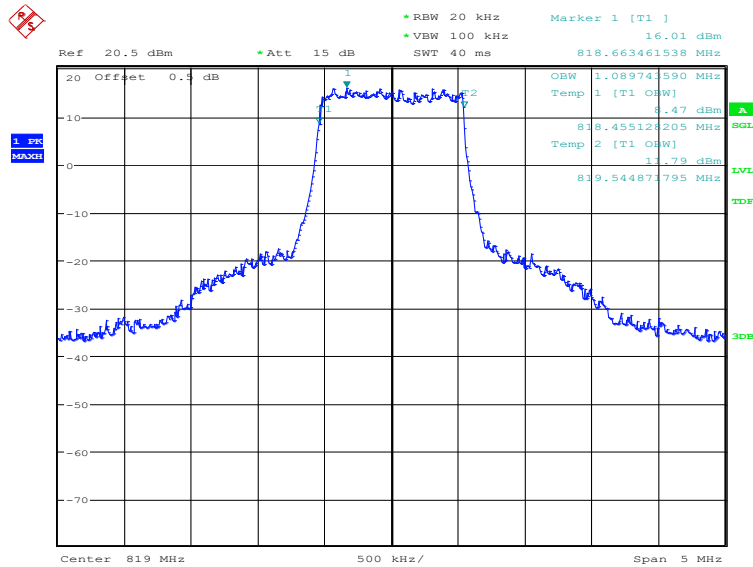
Frequency(MHz)	Occupied Bandwidth (99%)(kHz)	
819.0	QPSK	16QAM
	1089.74	1089.74

**LTE band 26(814MHz~824MHz), 1.4MHz Bandwidth, QPSK (99% BW)**



Date: 1.FEB.2022 09:44:53

**LTE band 26(814MHz~824MHz), 1.4MHz Bandwidth, 16QAM (99% BW)**



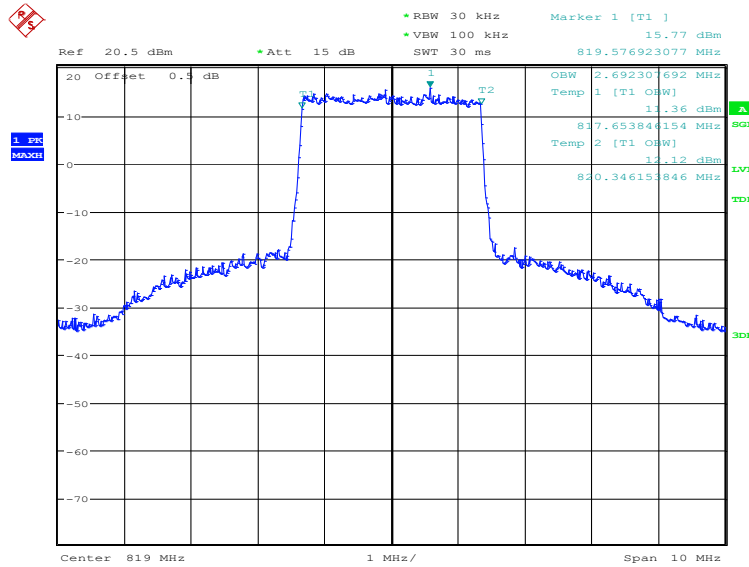
Date: 1.FEB.2022 09:45:32



**LTE band 26(814MHz~824MHz), 3MHz (99%)**

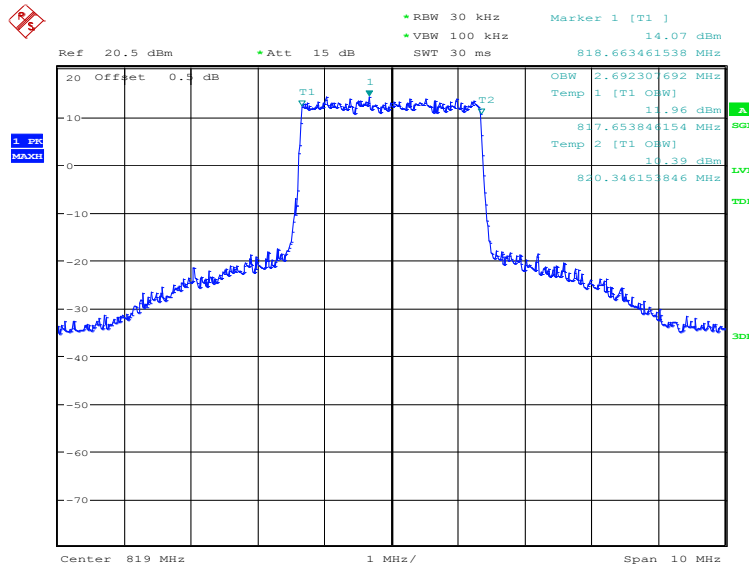
Frequency(MHz)	Occupied Bandwidth (99%)(kHz)	
819.0	QPSK	16QAM
	2692.31	2692.31

**LTE band 26(814MHz~824MHz), 3MHz Bandwidth, QPSK (99% BW)**



Date: 1.FEB.2022 09:46:14

**LTE band 26(814MHz~824MHz), 3MHz Bandwidth, 16QAM (99% BW)**

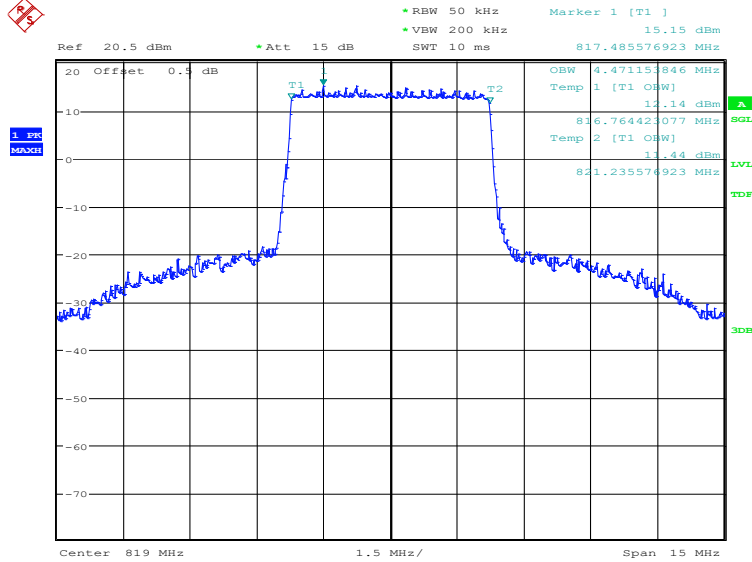


Date: 1.FEB.2022 09:46:54

**LTE band 26(814MHz~824MHz), 5MHz (99%)**

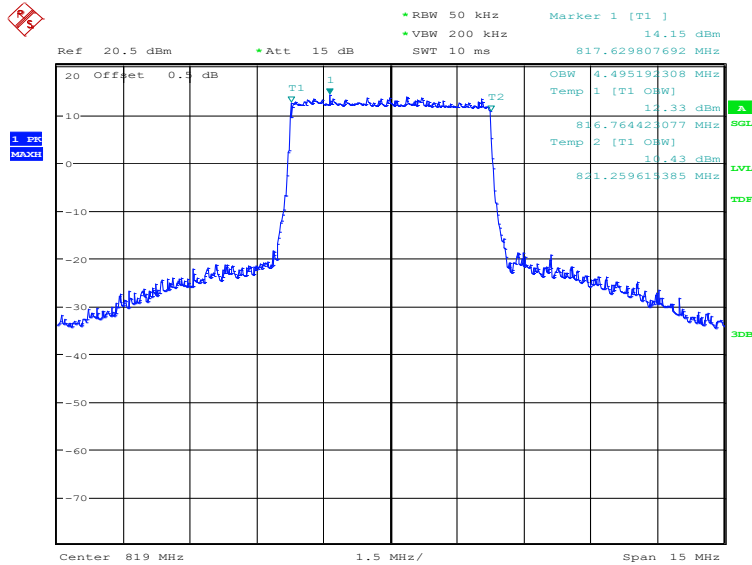
Frequency(MHz)	Occupied Bandwidth (99%)(kHz)	
819.0	QPSK	16QAM
	4471.15	4495.19

**LTE band 26(814MHz~824MHz), 5MHz Bandwidth, QPSK (99% BW)**



Date: 1.FEB.2022 09:47:35

**LTE band 26(814MHz~824MHz), 5MHz Bandwidth, 16QAM (99% BW)**

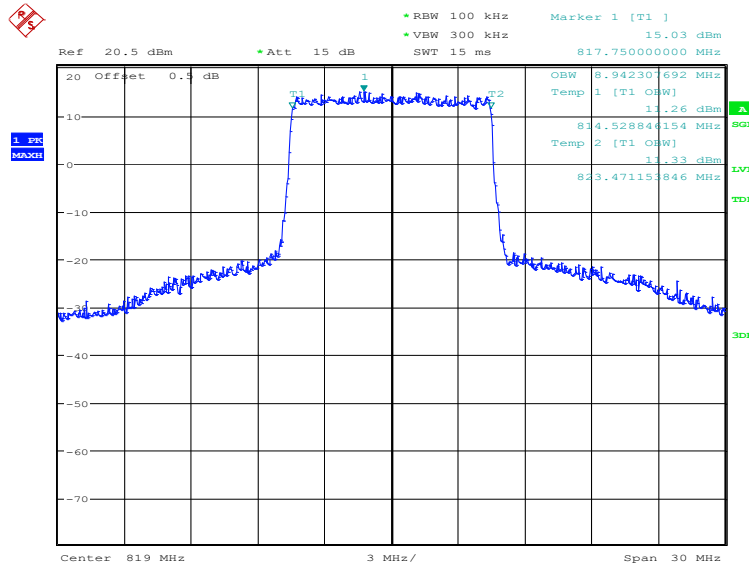


Date: 1.FEB.2022 09:48:15

**LTE band 26(814MHz~824MHz), 10MHz (99%)**

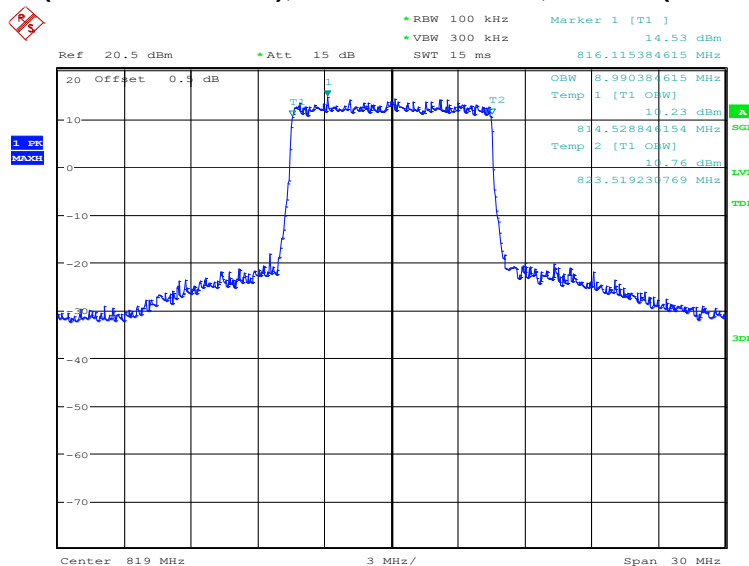
Frequency(MHz)	Occupied Bandwidth (99%)(kHz)	
819.0	QPSK	16QAM
	8942.31	8990.38

**LTE band 26(814MHz~824MHz), 10MHz Bandwidth, QPSK (99% BW)**



Date: 1.FEB.2022 09:48:58

**LTE band 26(814MHz~824MHz), 10MHz Bandwidth, 16QAM (99% BW)**

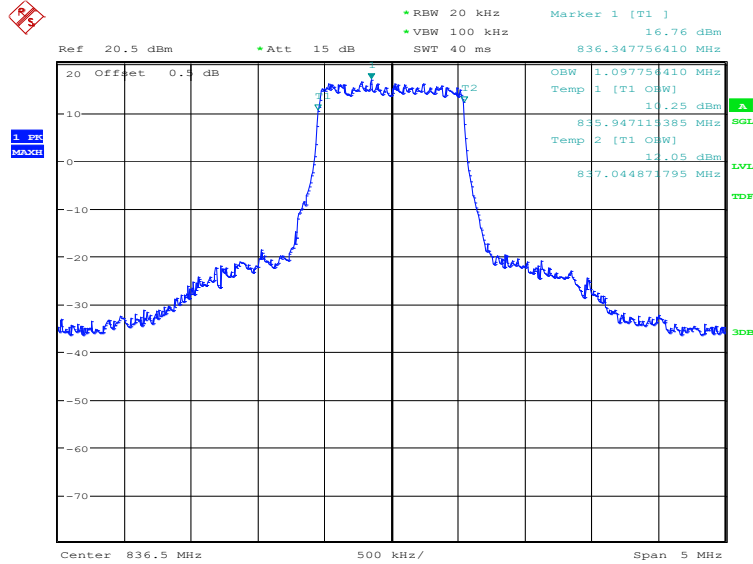


Date: 1.FEB.2022 09:49:39

**LTE band 26(824MHz~849MHz), 1.4MHz (99%)**

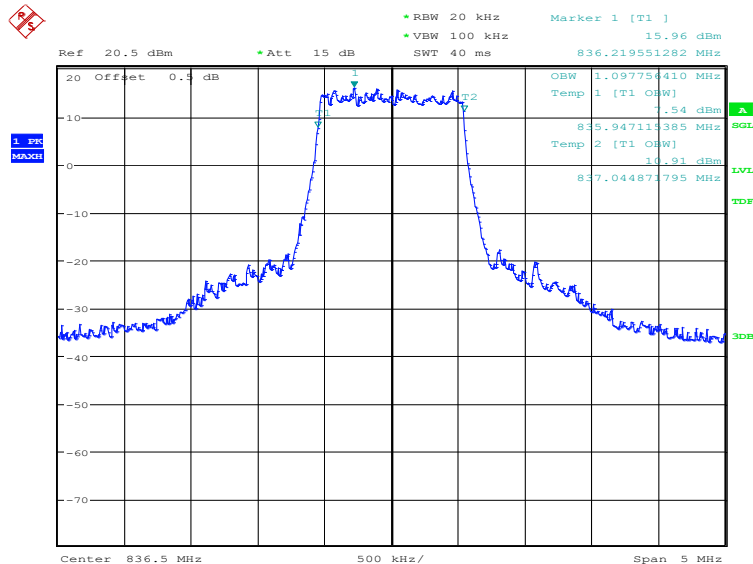
Frequency(MHz)	Occupied Bandwidth (99%)(kHz)	
836.5	QPSK	16QAM
	1097.76	1097.76

**LTE band 26(824MHz~849MHz), 1.4MHz Bandwidth, QPSK (99% BW)**



Date: 1.FEB.2022 09:37:25

**LTE band 26(824MHz~849MHz), 1.4MHz Bandwidth, 16QAM (99% BW)**

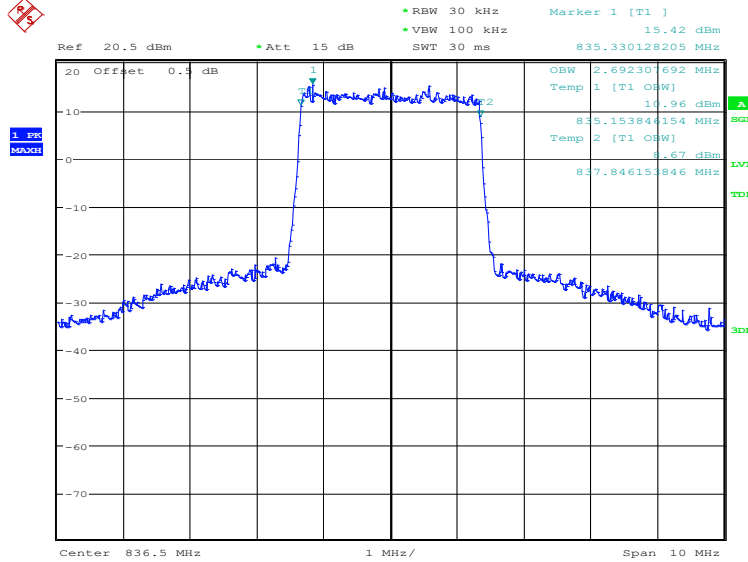


Date: 1.FEB.2022 09:38:05

**LTE band 26(824MHz~849MHz), 3MHz (99%)**

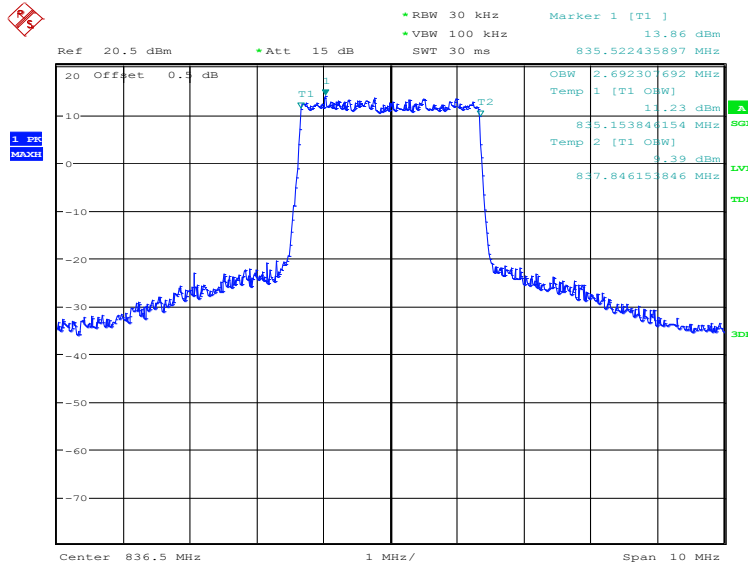
Frequency(MHz)	Occupied Bandwidth (99%)(kHz)	
836.5	QPSK	16QAM
	2692.31	2692.31

**LTE band 26(824MHz~849MHz), 3MHz Bandwidth, QPSK (99% BW)**



Date: 1.FEB.2022 09:38:46

**LTE band 26(824MHz~849MHz), 3MHz Bandwidth, 16QAM (99% BW)**

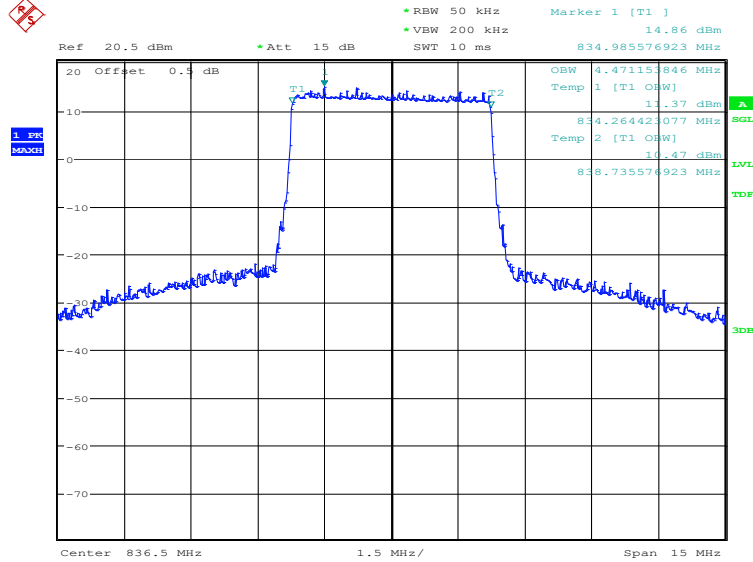


Date: 1.FEB.2022 09:39:26

**LTE band 26(824MHz~849MHz), 5MHz (99%)**

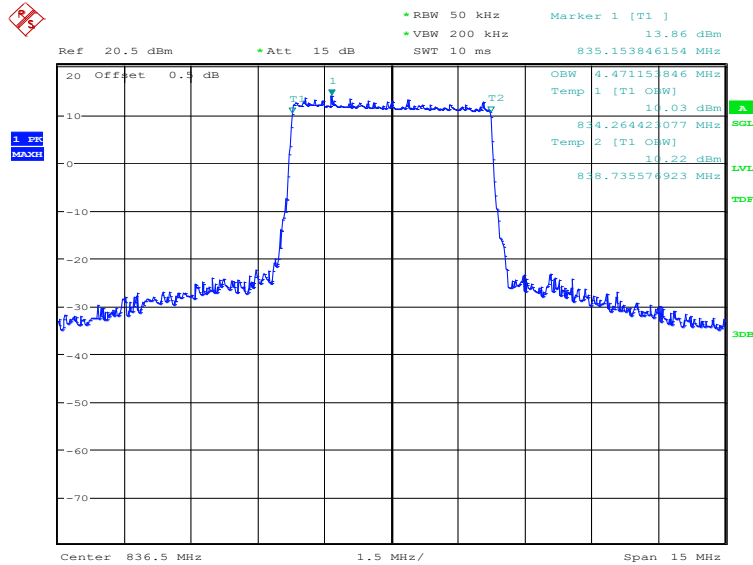
Frequency(MHz)	Occupied Bandwidth (99%)(kHz)	
836.5	QPSK	16QAM
	4471.15	4471.15

**LTE band 26(824MHz~849MHz), 5MHz Bandwidth, QPSK (99% BW)**



Date: 1.FEB.2022 09:40:08

**LTE band 26(824MHz~849MHz), 5MHz Bandwidth, 16QAM (99% BW)**

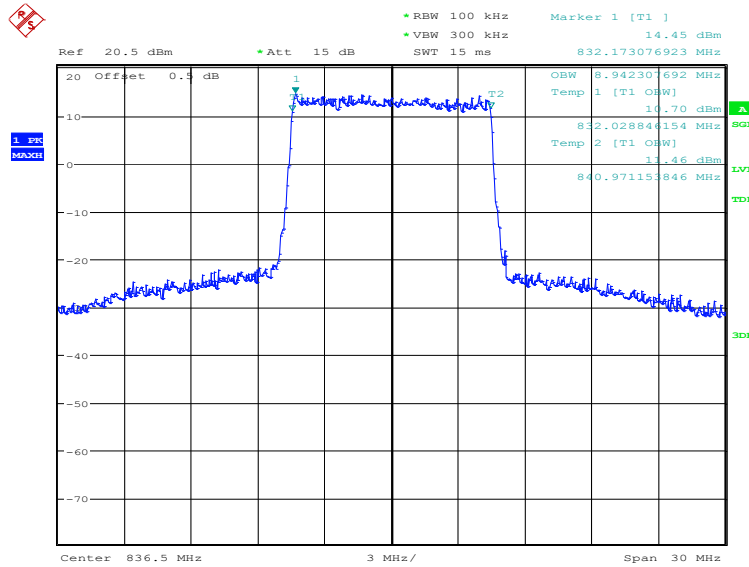


Date: 1.FEB.2022 09:40:48

**LTE band 26(824MHz~849MHz), 10MHz (99%)**

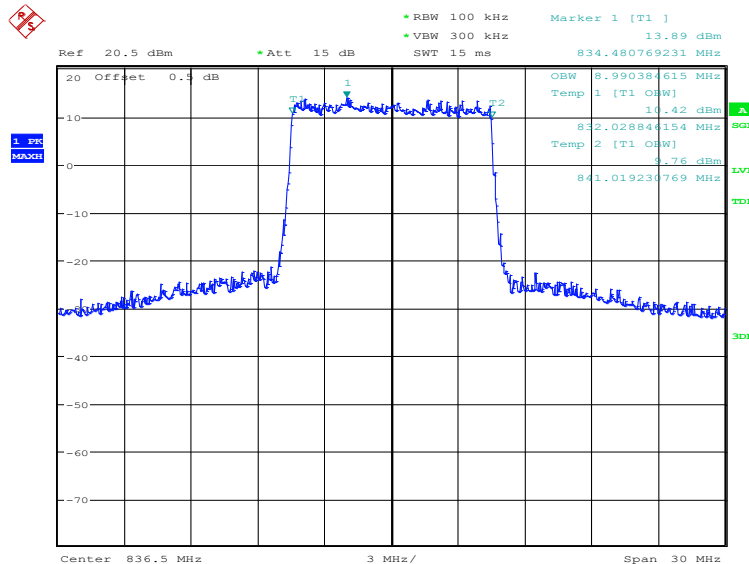
Frequency(MHz)	Occupied Bandwidth (99%)(kHz)	
836.5	QPSK	16QAM
	8942.31	8990.38

**LTE band 26(824MHz~849MHz), 10MHz Bandwidth, QPSK (99% BW)**



Date: 1.FEB.2022 09:41:29

**LTE band 26(824MHz~849MHz), 10MHz Bandwidth, 16QAM (99% BW)**

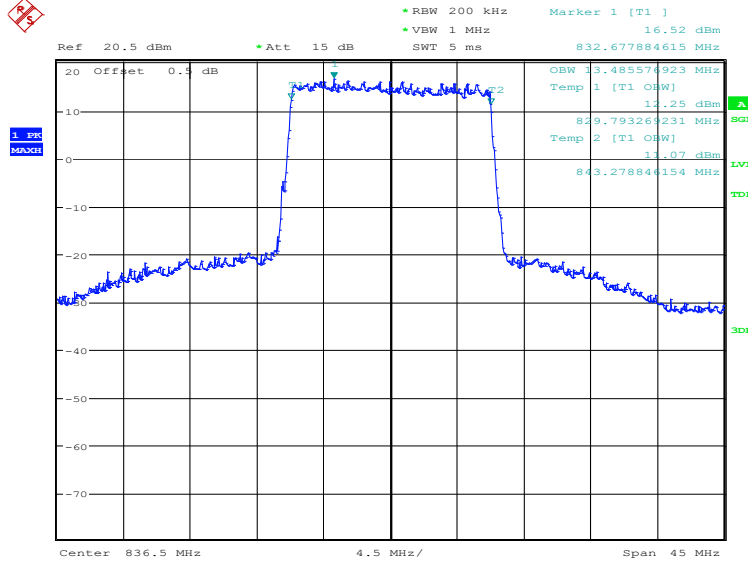


Date: 1.FEB.2022 09:42:09

**LTE band 26(824MHz~849MHz), 15MHz (99%)**

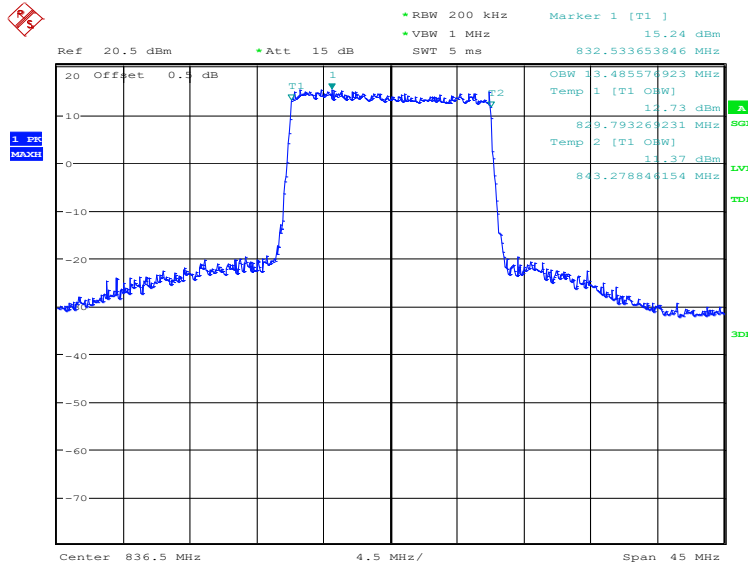
Frequency(MHz)	Occupied Bandwidth (99%)(kHz)	
836.5	QPSK	16QAM
	13485.58	13485.58

**LTE band 26(824MHz~849MHz), 15MHz Bandwidth, QPSK (99% BW)**



Date: 1.FEB.2022 09:42:50

**LTE band 26(824MHz~849MHz), 15MHz Bandwidth, 16QAM (99% BW)**



Date: 1.FEB.2022 09:43:30