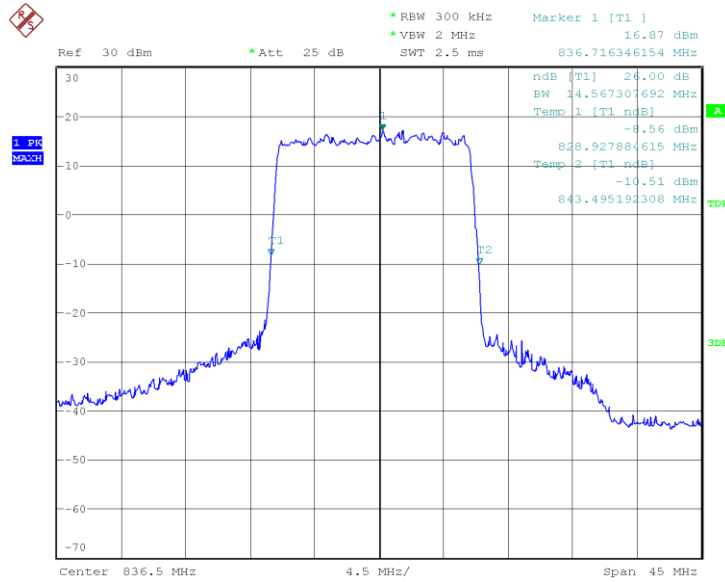


n5, 15MHz (-26dBc)

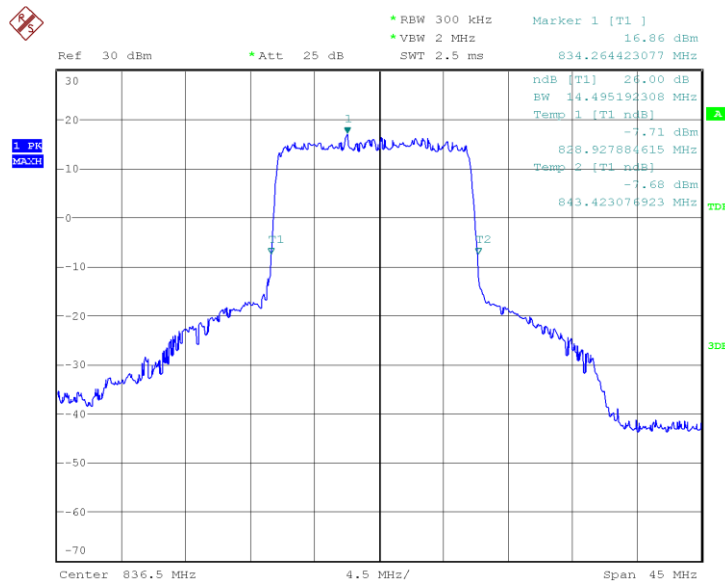
Frequency (MHz)	Emission Bandwidth (-26dBc) (MHz)	
	DFT-s-pi/2 BPSK	DFT-s-QPSK
836.5	14.567	14.495

n5, 15MHz Bandwidth,DFT-s-pi/2 BPSK (-26dBc BW)



Date: 14.JAN.2021 12:30:43

n5, 15MHz Bandwidth,DFT-s-QPSK (-26dBc BW)

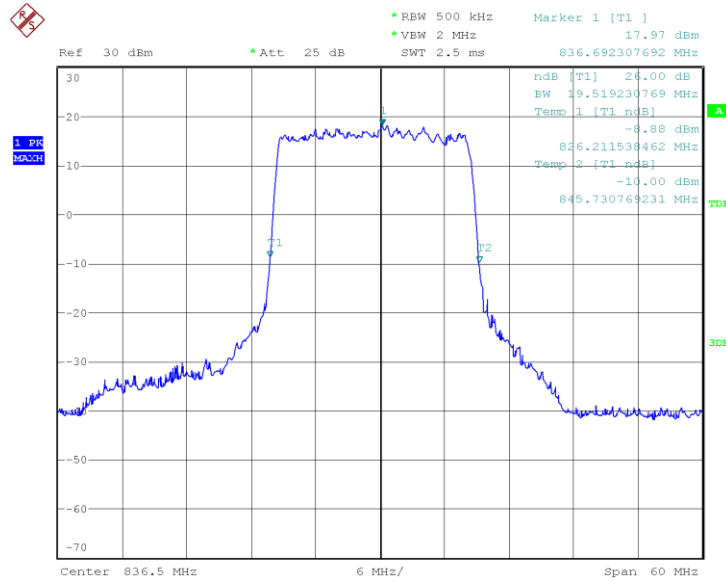


Date: 14.JAN.2021 12:30:56

n5, 20MHz (-26dBc)

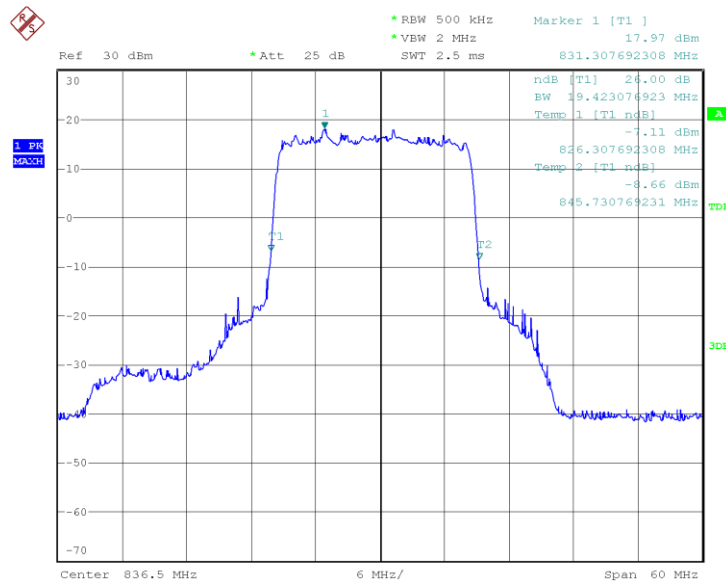
Frequency (MHz)	Emission Bandwidth (-26dBc) (MHz)	
	DFT-s-pi/2 BPSK	DFT-s-QPSK
836.5	19.519	19.423

n5, 20MHz Bandwidth,DFT-s-pi/2 BPSK (-26dBc BW)



Date: 14.JAN.2021 12:31:27

n5, 20MHz Bandwidth,DFT-s-QPSK (-26dBc BW)

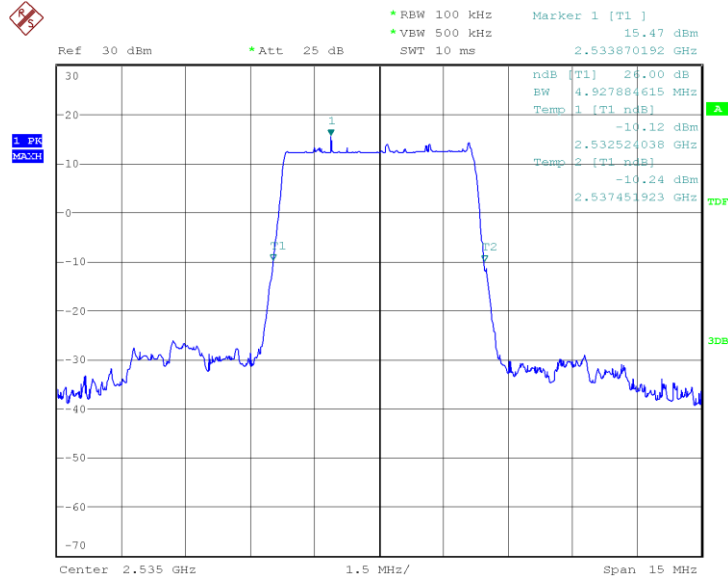


Date: 14.JAN.2021 12:31:46

LTE Band 66+NR n7
n7, 5MHz (-26dBc)

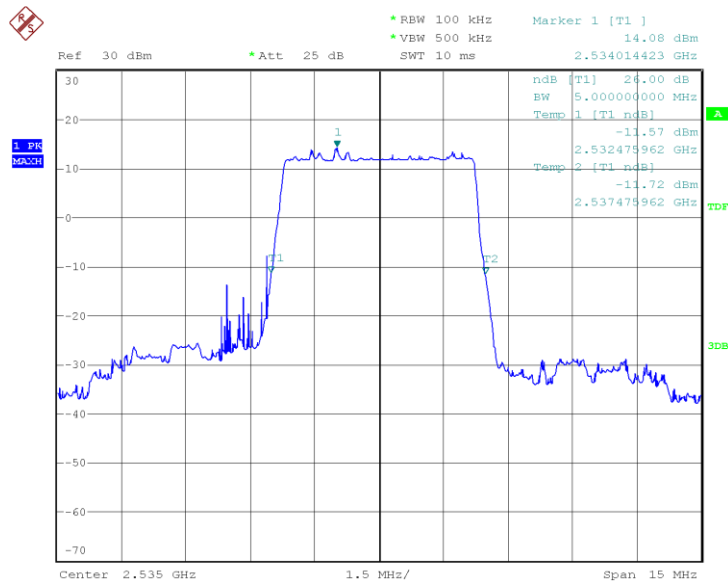
Frequency (MHz)	Emission Bandwidth (-26dBc) (MHz)	
	DFT-s-pi/2 BPSK	DFT-s-QPSK
2535	4.928	5.000

n7, 5MHz Bandwidth,DFT-s-pi/2 BPSK (-26dBc BW)



Date: 10.JAN.2021 13:29:34

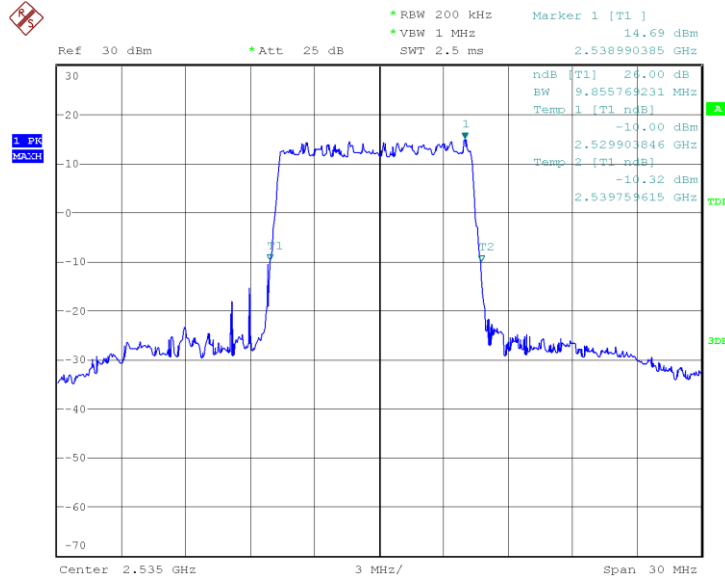
n7, 5MHz Bandwidth,DFT-s-QPSK (-26dBc BW)



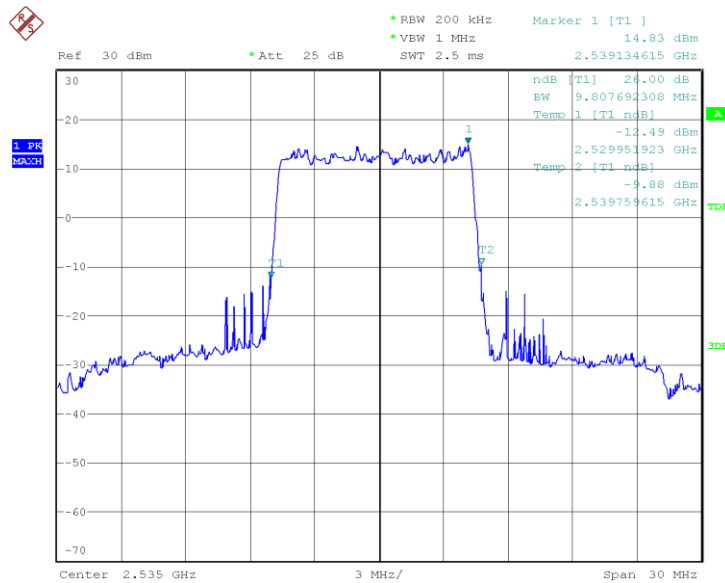
Date: 10.JAN.2021 13:29:51

n7, 10MHz (-26dBc)

Frequency (MHz)	Emission Bandwidth (-26dBc) (MHz)	
	DFT-s-pi/2 BPSK	DFT-s-QPSK
2535	9.808	9.808

n7, 10MHz Bandwidth,DFT-s-pi/2 BPSK (-26dBc BW)


Date: 10.JAN.2021 13:30:25

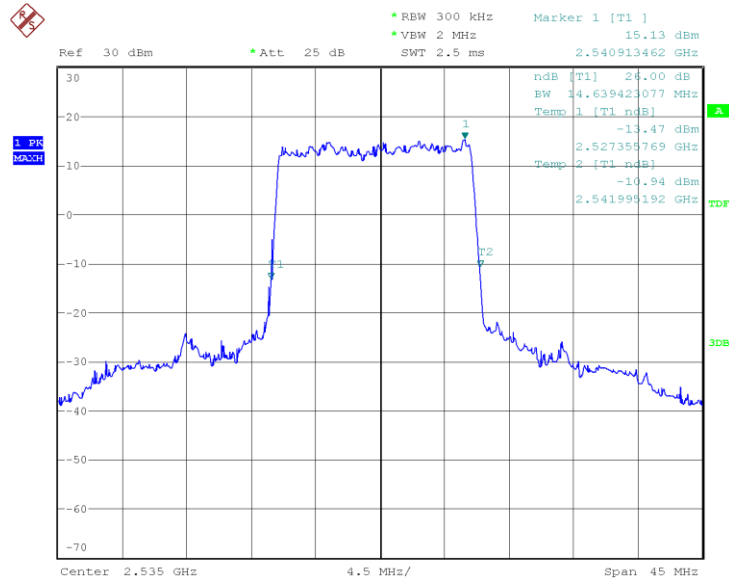
n7, 10MHz Bandwidth,DFT-s-QPSK (-26dBc BW)


Date: 10.JAN.2021 13:30:40

n7, 15MHz (-26dBc)

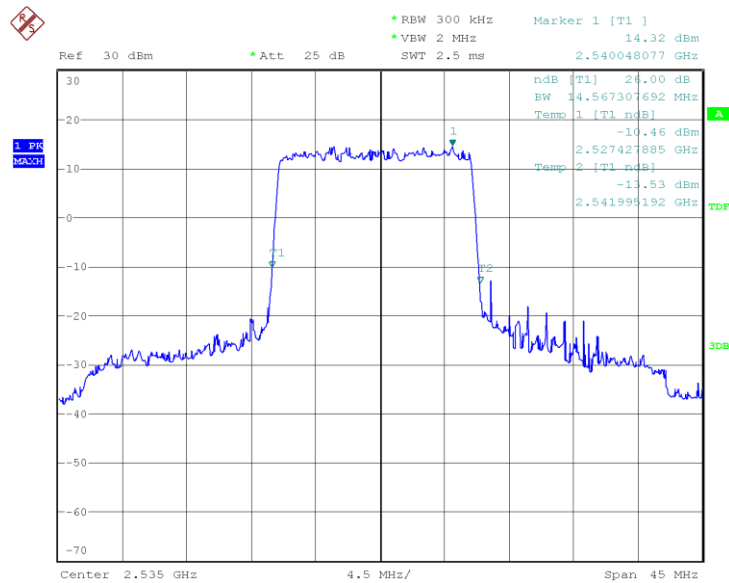
Frequency (MHz)	Emission Bandwidth (-26dBc) (MHz)	
	DFT-s-pi/2 BPSK	DFT-s-QPSK
2535	14.639	14.495

n7, 15MHz Bandwidth,DFT-s-pi/2 BPSK (-26dBc BW)



Date: 10.JAN.2021 13:32:17

n7, 15MHz Bandwidth,DFT-s-QPSK (-26dBc BW)

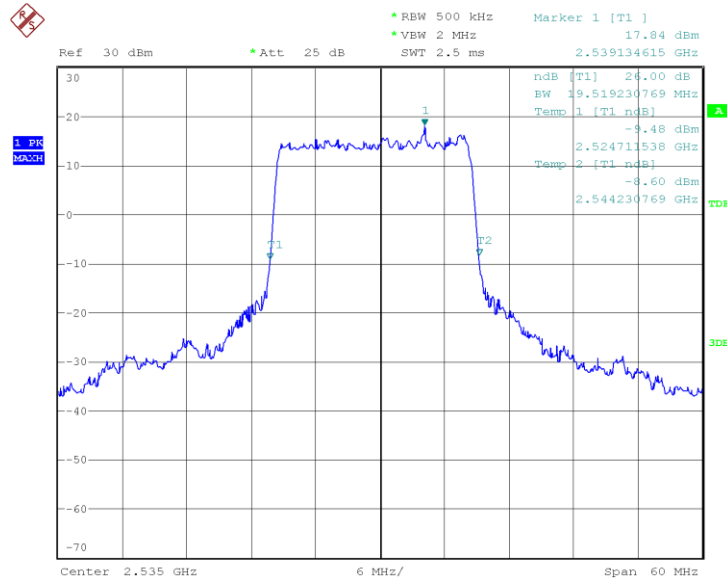


Date: 10.JAN.2021 13:32:33

n7, 20MHz (-26dBc)

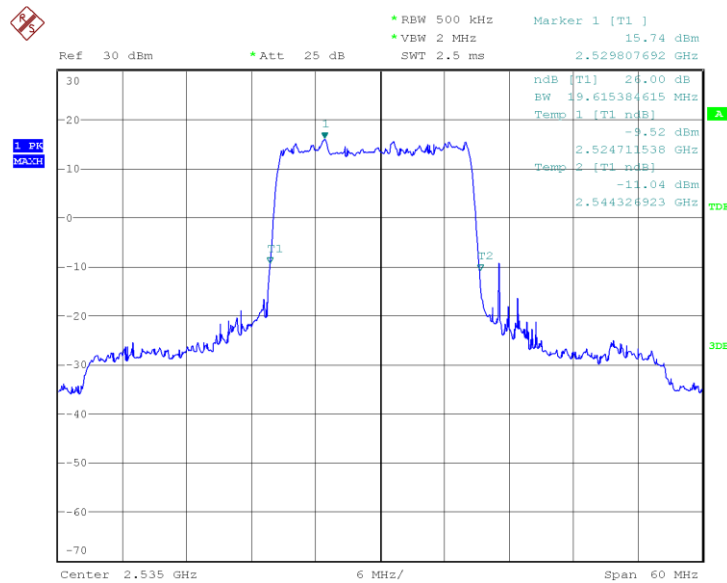
Frequency (MHz)	Emission Bandwidth (-26dBc) (MHz)	
	DFT-s-pi/2 BPSK	DFT-s-QPSK
2535	19.423	19.615

n7, 20MHz Bandwidth,DFT-s-pi/2 BPSK (-26dBc BW)



Date: 10.JAN.2021 13:33:17

n7, 20MHz Bandwidth,DFT-s-QPSK (-26dBc BW)

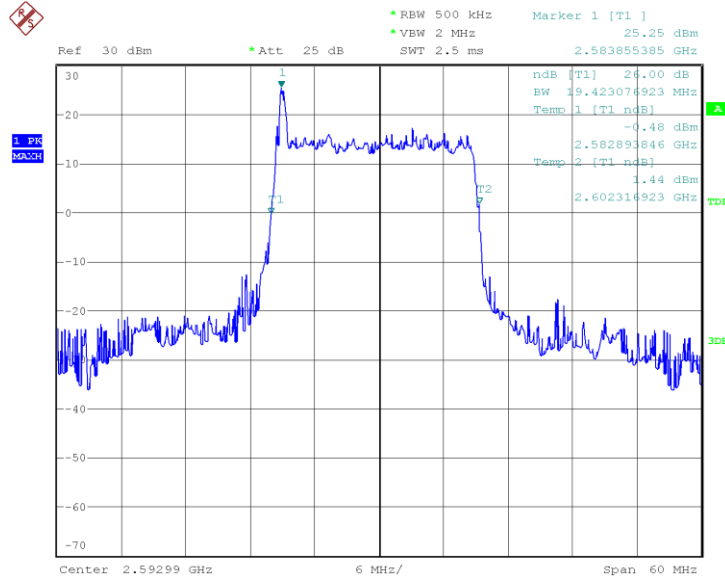


Date: 10.JAN.2021 13:33:34

LTE Band 66+NR n41
n41, 20MHz (-26dBc)

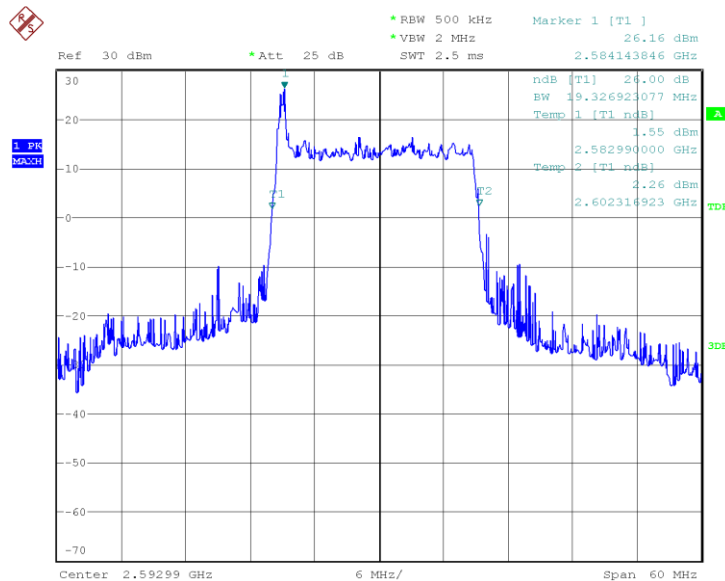
Frequency (MHz)	Emission Bandwidth (-26dBc) (MHz)	
	DFT-s-pi/2 BPSK	DFT-s-QPSK
2592.99	19.423	19.327

n41, 20MHz Bandwidth,DFT-s-pi/2 BPSK (-26dBc BW)



Date: 10.JAN.2021 15:21:48

n41, 20MHz Bandwidth,DFT-s-QPSK (-26dBc BW)

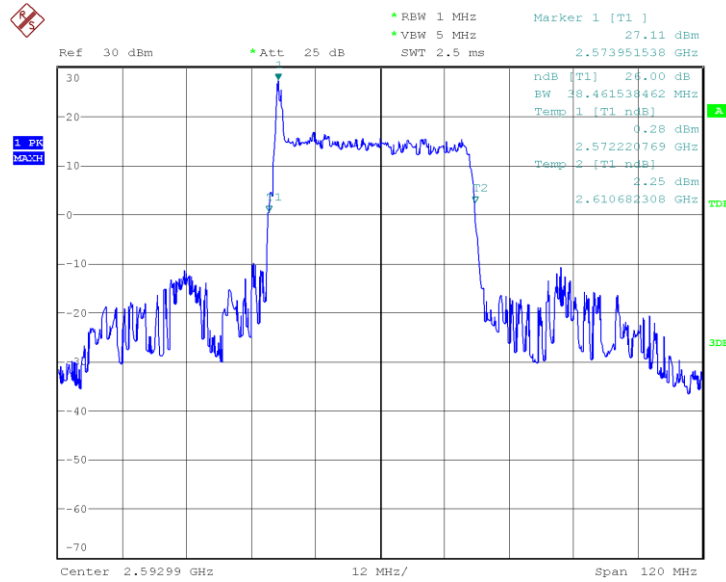


Date: 10.JAN.2021 15:22:02

n41, 40MHz (-26dBc)

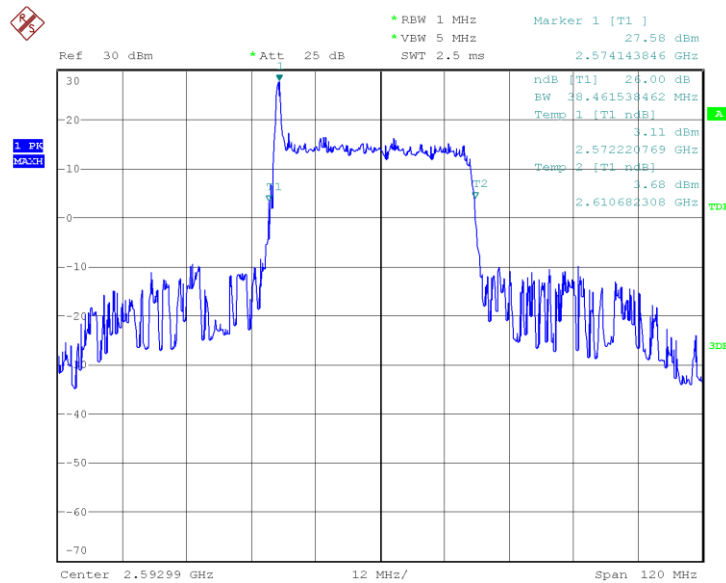
Frequency (MHz)	Emission Bandwidth (-26dBc) (MHz)	
	DFT-s-pi/2 BPSK	DFT-s-QPSK
2592.99	38.462	38.462

n41, 40MHz Bandwidth,DFT-s-pi/2 BPSK (-26dBc BW)



Date: 10.JAN.2021 15:22:38

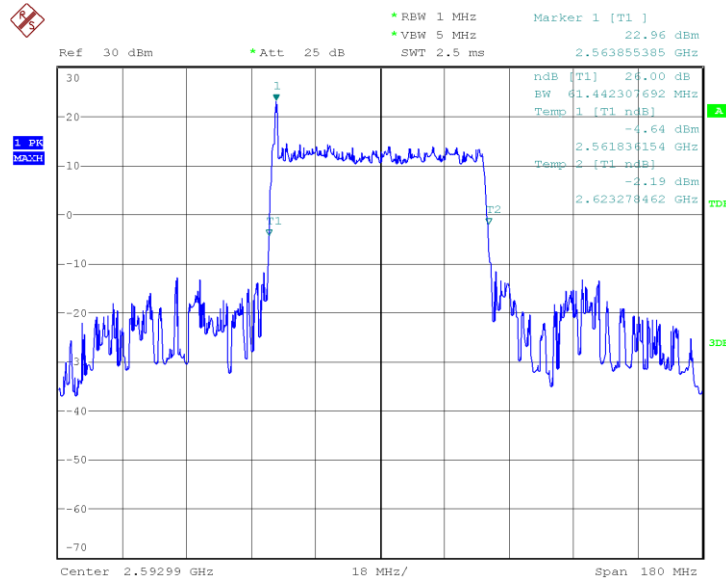
n41, 40MHz Bandwidth,DFT-s-QPSK (-26dBc BW)



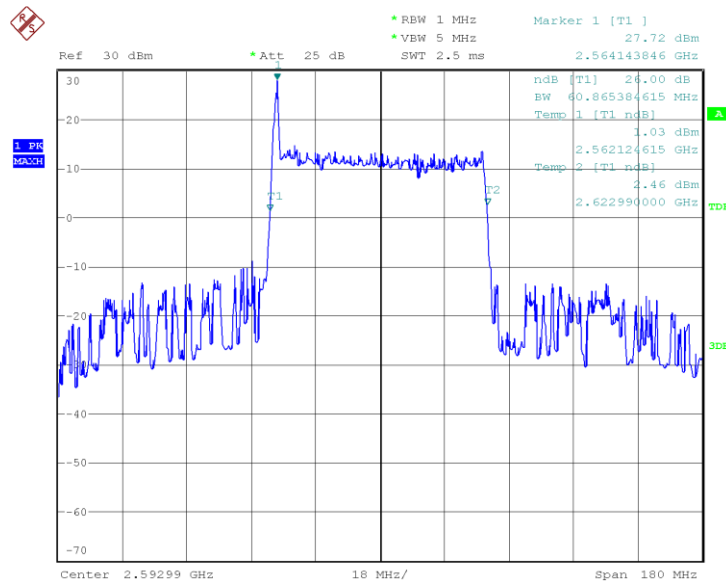
Date: 10.JAN.2021 15:22:52

n41, 60MHz (-26dBc)

Frequency (MHz)	Emission Bandwidth (-26dBc) (MHz)	
	DFT-s-pi/2 BPSK	DFT-s-QPSK
2592.99	61.442	60.865

n41, 60MHz Bandwidth,DFT-s-pi/2 BPSK (-26dBc BW)


Date: 10.JAN.2021 15:23:28

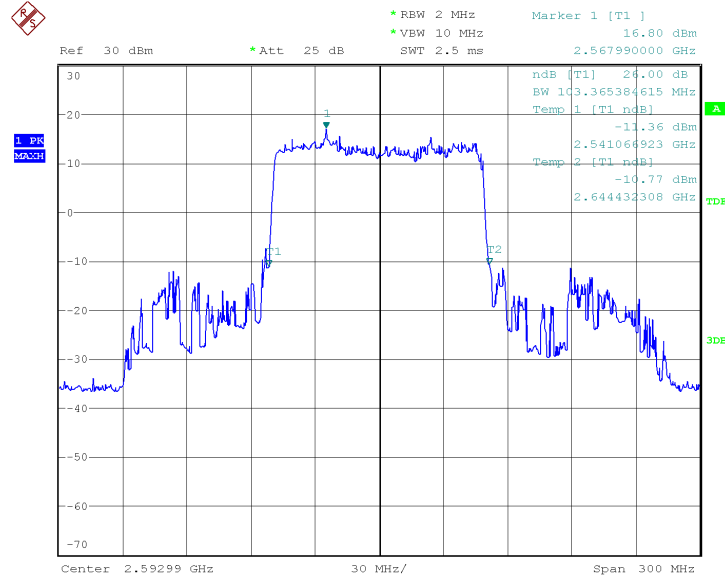
n41, 60MHz Bandwidth,DFT-s-QPSK (-26dBc BW)


Date: 10.JAN.2021 15:23:41

n41, 100MHz (-26dBc)

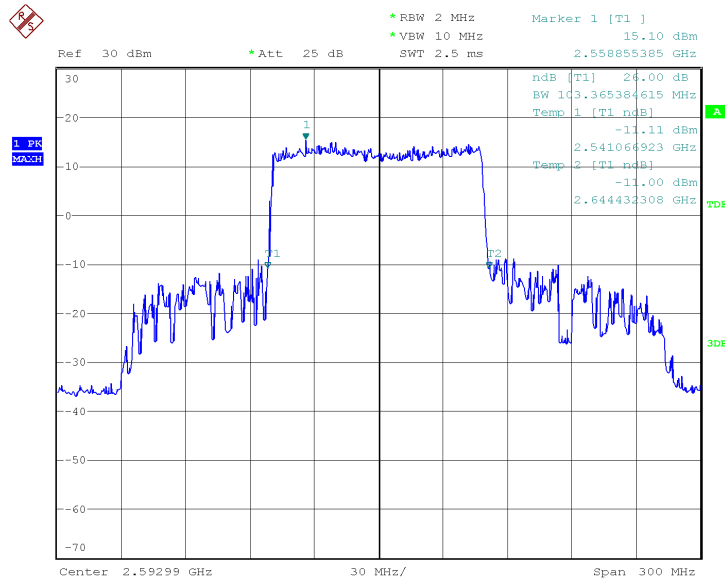
Frequency (MHz)	Emission Bandwidth (-26dBc) (MHz)	
	DFT-s-pi/2 BPSK	DFT-s-QPSK
2592.99	103.365	103.365

n41, 100MHz Bandwidth,DFT-s-pi/2 BPSK (-26dBc BW)



Date: 14.JAN.2021 09:39:38

n41, 100MHz Bandwidth,DFT-s-QPSK (-26dBc BW)

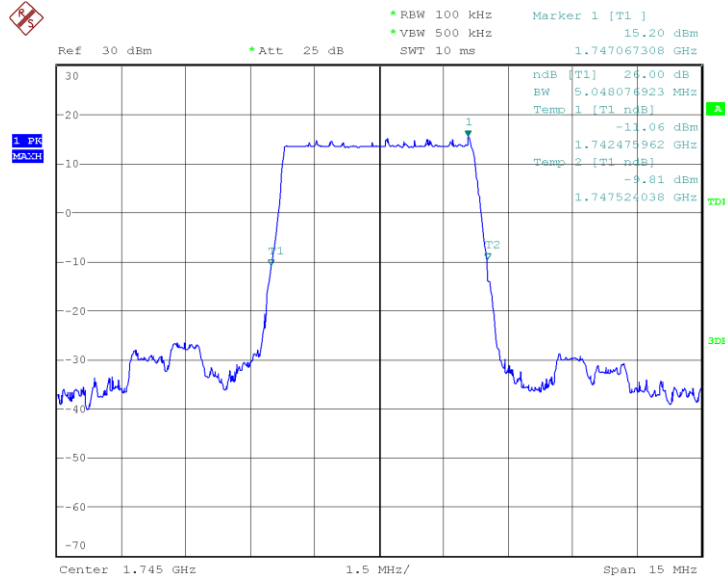


Date: 16.JAN.2021 16:20:50

LTE Band 5+NR n66
n66, 5MHz (-26dBc)

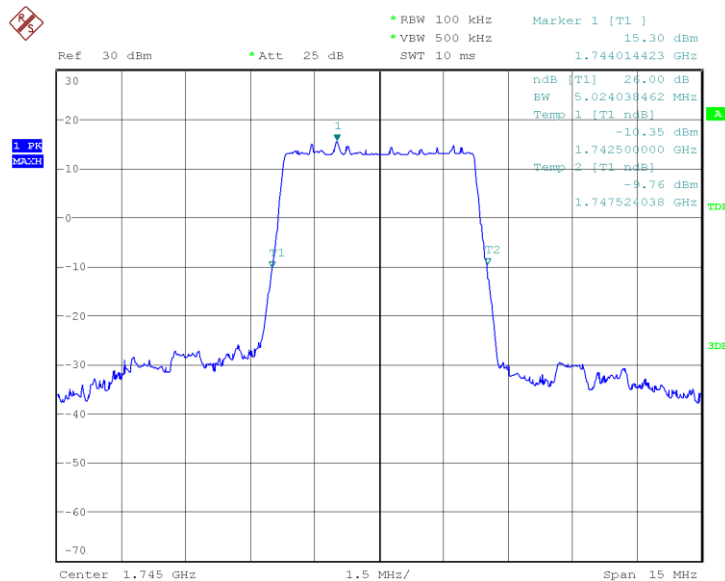
Frequency (MHz)	Emission Bandwidth (-26dBc) (MHz)	
	DFT-s-pi/2 BPSK	DFT-s-QPSK
1745.0	5.048	5.024

n66, 5MHz Bandwidth,DFT-s-pi/2 BPSK (-26dBc BW)



Date: 10.JAN.2021 17:26:41

n66, 5MHz Bandwidth,DFT-s-QPSK (-26dBc BW)

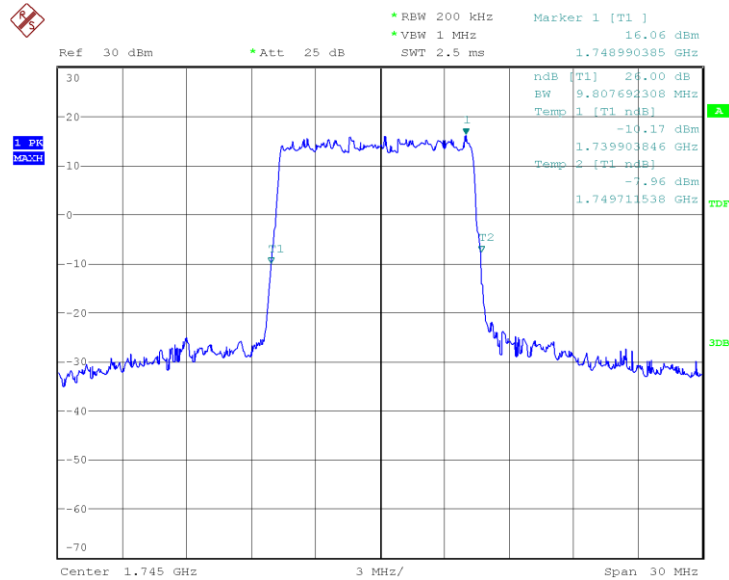


Date: 10.JAN.2021 17:26:55

n66, 10MHz (-26dBc)

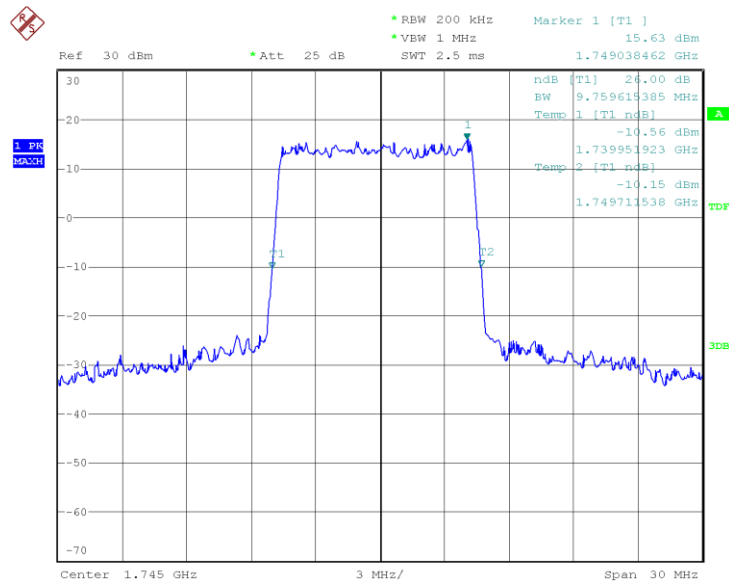
Frequency (MHz)	Emission Bandwidth (-26dBc) (MHz)	
	DFT-s-pi/2 BPSK	DFT-s-QPSK
1745.0	9.808	9.760

n66, 10MHz Bandwidth,DFT-s-pi/2 BPSK (-26dBc BW)



Date: 10.JAN.2021 17:28:33

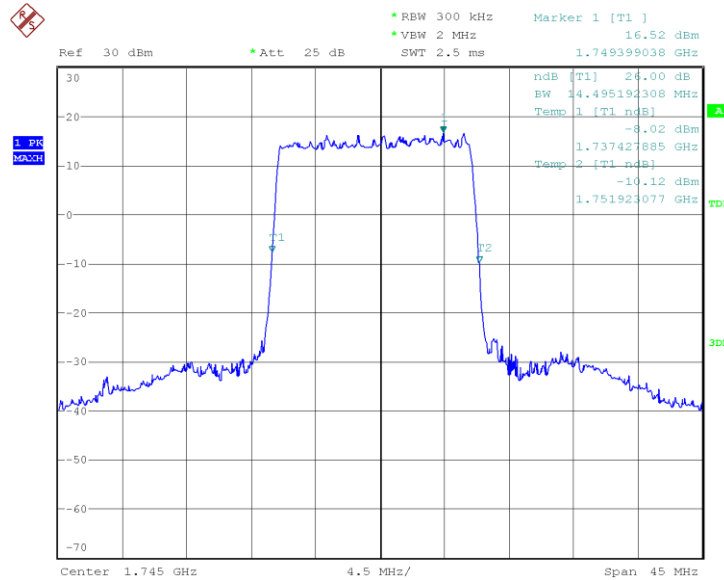
n66, 10MHz Bandwidth,DFT-s-QPSK (-26dBc BW)



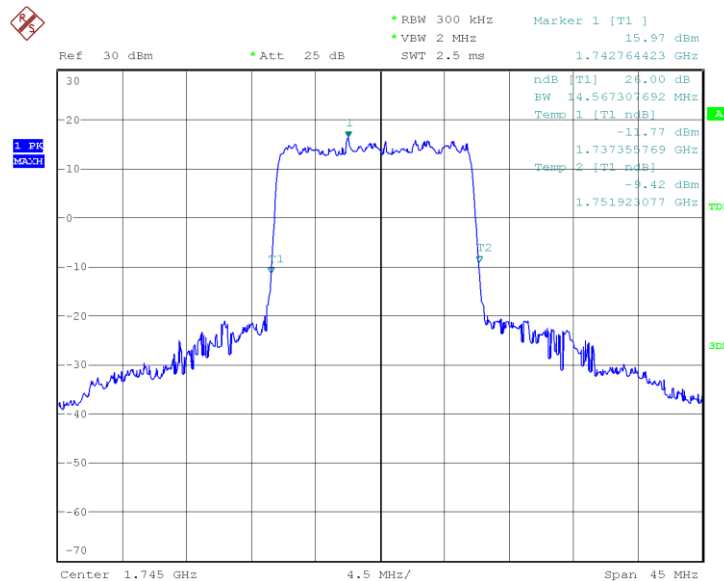
Date: 10.JAN.2021 17:28:46

n66, 15MHz (-26dBc)

Frequency (MHz)	Emission Bandwidth (-26dBc) (MHz)	
	DFT-s-pi/2 BPSK	DFT-s-QPSK
1745.0	14.495	14.567

n66, 15MHz Bandwidth,DFT-s-pi/2 BPSK (-26dBc BW)


Date: 10.JAN.2021 17:29:19

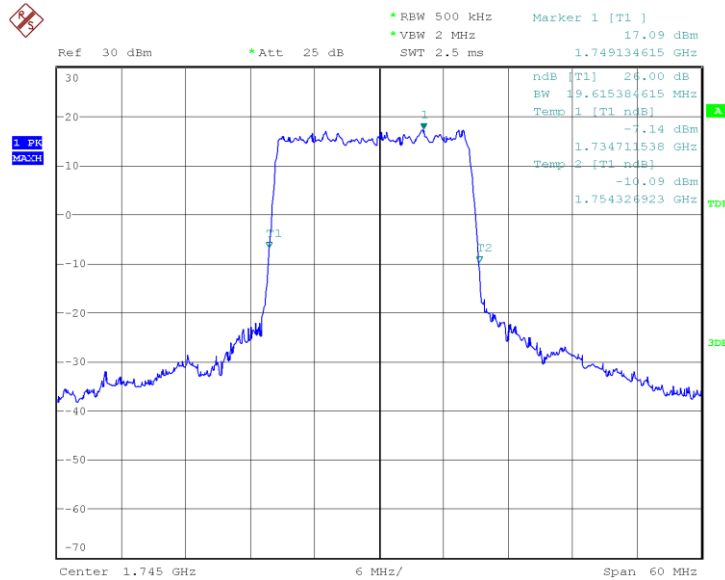
n66, 15MHz Bandwidth,DFT-s-QPSK (-26dBc BW)


Date: 10.JAN.2021 17:29:35

n66, 20MHz (-26dBc)

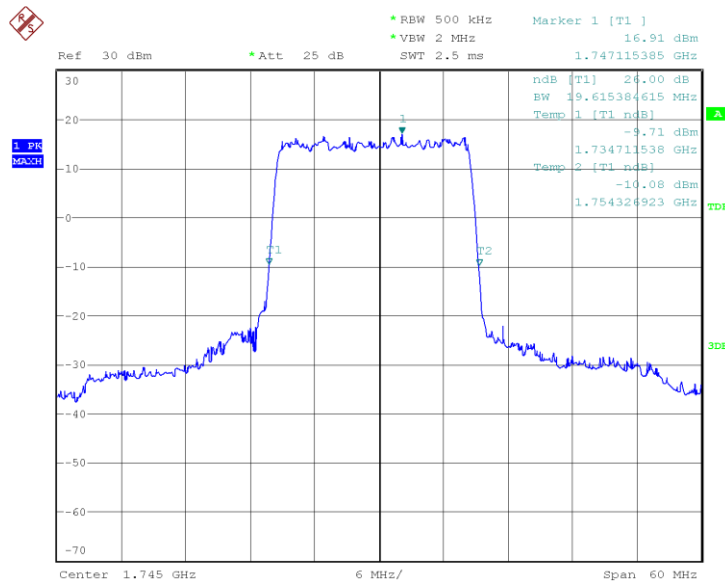
Frequency (MHz)	Emission Bandwidth (-26dBc) (MHz)	
	DFT-s-pi/2 BPSK	DFT-s-QPSK
1745.0	19.615	19.615

n66, 20MHz Bandwidth, DFT-s-pi/2 BPSK (-26dBc BW)



Date: 10.JAN.2021 17:30:05

n66, 20MHz Bandwidth, DFT-s-QPSK (-26dBc BW)

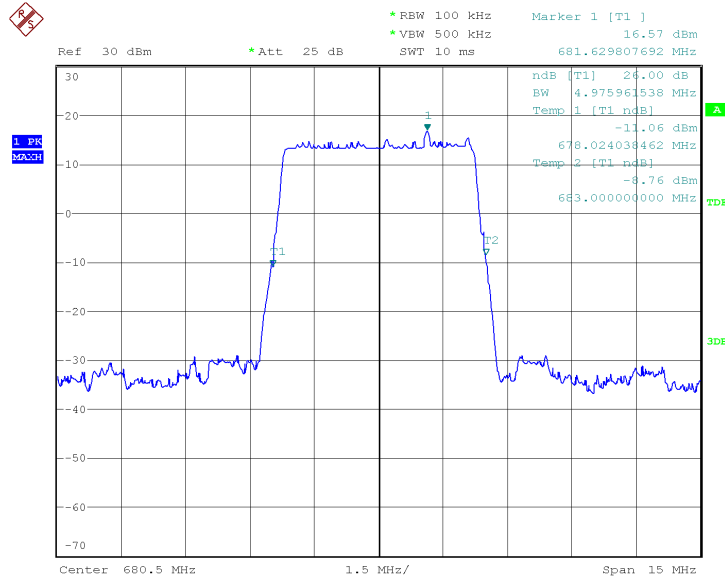


Date: 10.JAN.2021 17:30:19

LTE Band 2+NR n71
n71, 5MHz (-26dBc)

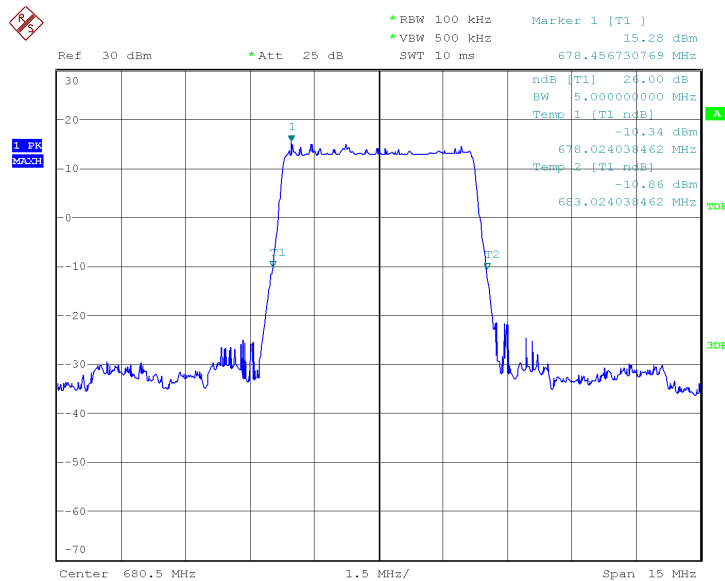
Frequency (MHz)	Emission Bandwidth (-26dBc) (MHz)	
	DFT-s-pi/2 BPSK	DFT-s-QPSK
680.5	4.976	5.000

n71, 5MHz Bandwidth, DFT-s-pi/2 BPSK (-26dBc BW)



Date: 14.JAN.2021 13:02:25

n71, 5MHz Bandwidth, DFT-s-QPSK (-26dBc BW)

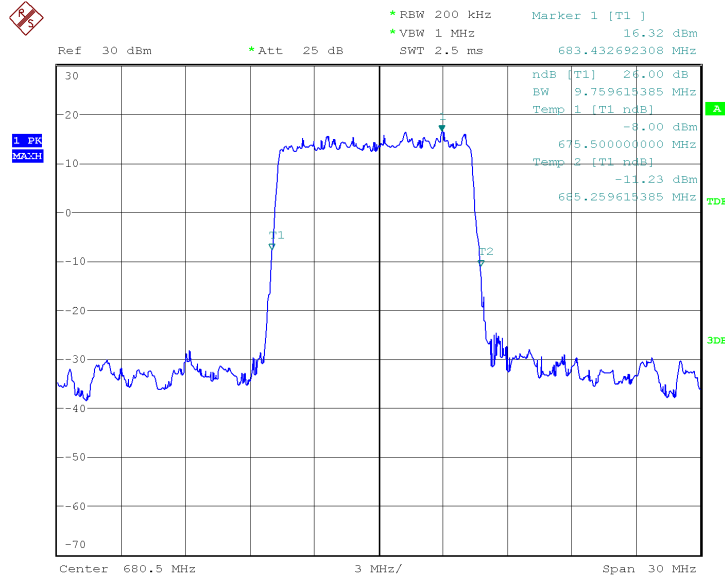


Date: 14.JAN.2021 13:02:41

n71, 10MHz (-26dBc)

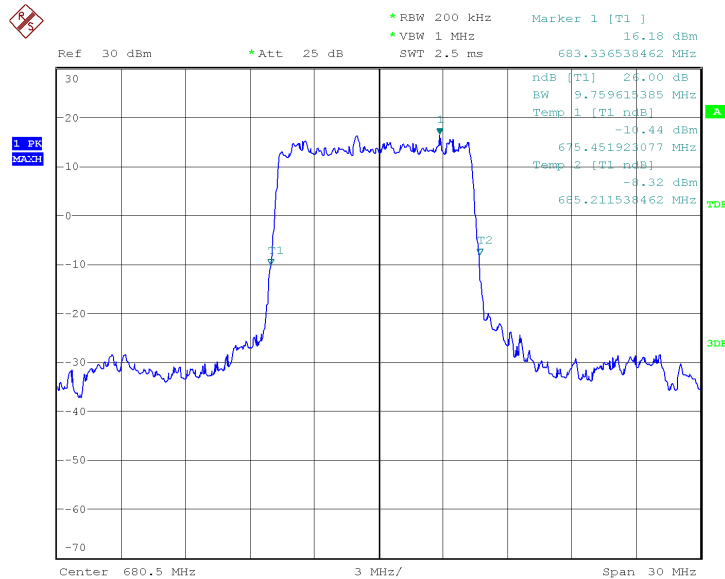
Frequency (MHz)	Emission Bandwidth (-26dBc) (MHz)	
	DFT-s-pi/2 BPSK	DFT-s-QPSK
680.5	9.760	9.760

n71, 10MHz Bandwidth,DFT-s-pi/2 BPSK (-26dBc BW)



Date: 14.JAN.2021 13:03:17

n71, 10MHz Bandwidth,DFT-s-QPSK (-26dBc BW)

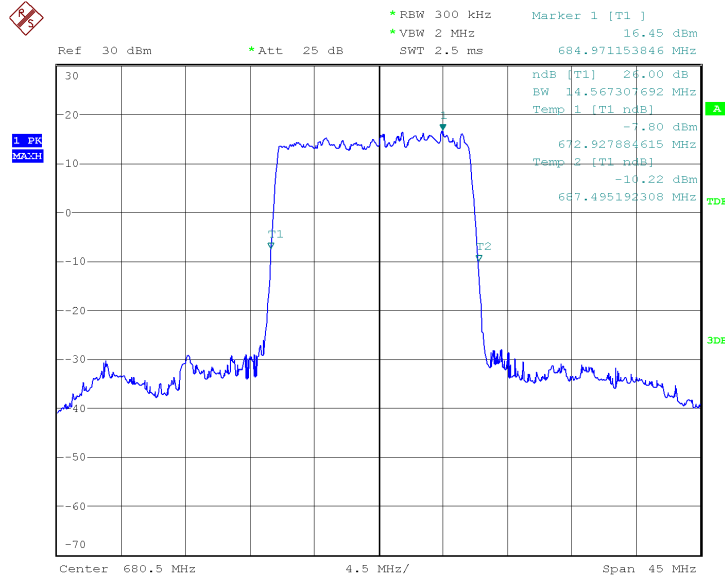


Date: 14.JAN.2021 13:03:31

n71, 15MHz (-26dBc)

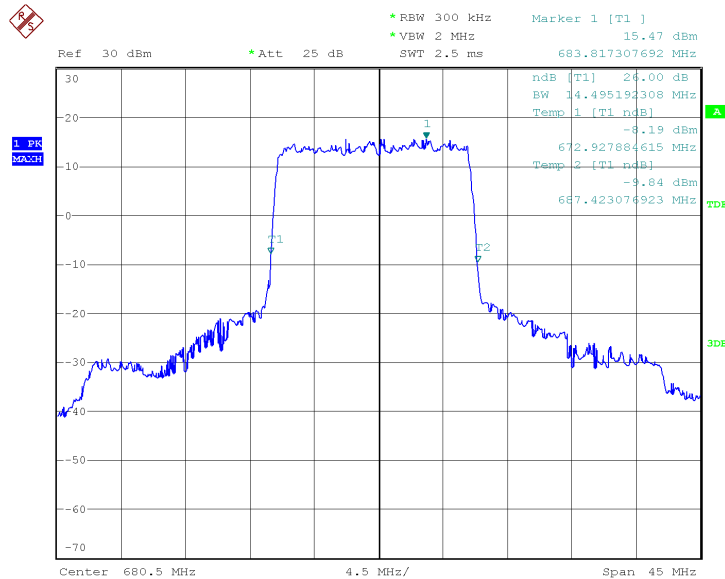
Frequency (MHz)	Emission Bandwidth (-26dBc) (MHz)	
	DFT-s-pi/2 BPSK	DFT-s-QPSK
680.5	14.567	14.495

n71, 15MHz Bandwidth,DFT-s-pi/2 BPSK (-26dBc BW)



Date: 14.JAN.2021 13:04:01

n71, 15MHz Bandwidth,DFT-s-QPSK (-26dBc BW)

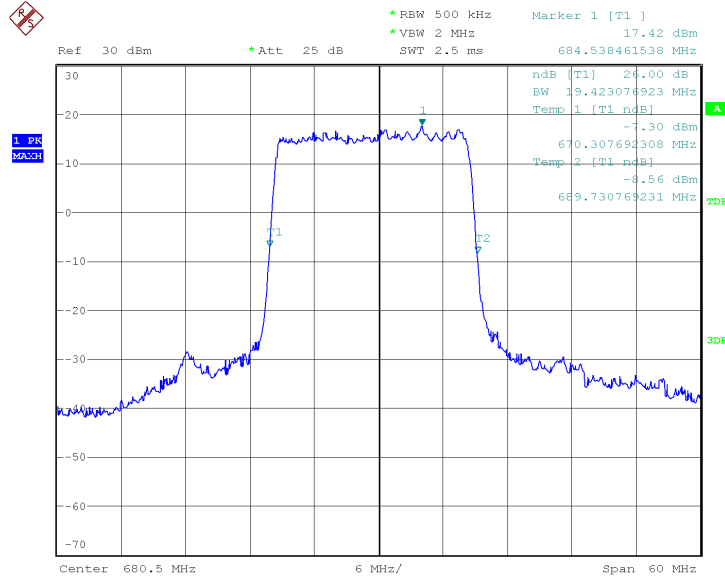


Date: 14.JAN.2021 13:04:20

n71, 20MHz (-26dBc)

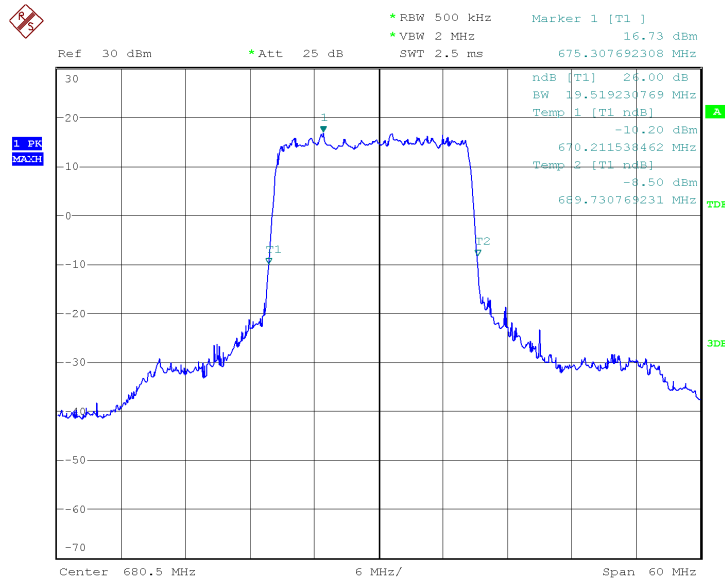
Frequency (MHz)	Emission Bandwidth (-26dBc) (MHz)	
	DFT-s-pi/2 BPSK	DFT-s-QPSK
680.5	19.423	19.519

n71, 20MHz Bandwidth,DFT-s-pi/2 BPSK (-26dBc BW)



Date: 14.JAN.2021 13:04:50

n71, 20MHz Bandwidth,DFT-s-QPSK (-26dBc BW)



Date: 14.JAN.2021 13:05:04

A.6 Band Edge Compliance

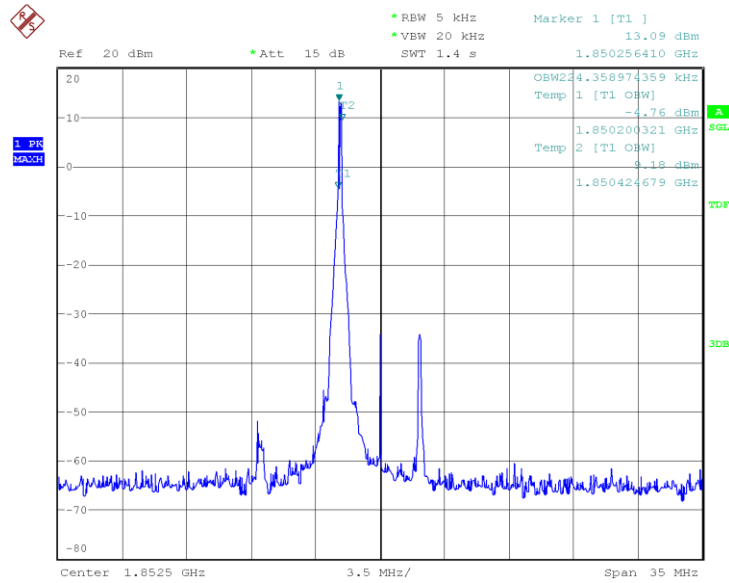
A.6.1 Measurement limit

Part 22.917, Part 24.238 and Part 27.53(h) specify that the power of any emission outside of the authorized operating frequency ranges must be attenuated below the transmitting power (P) by a factor of at least $43 + 10 \log(P)$ dB.

Part 27.53(m) specifies for mobile digital stations, the attenuation factor shall be not less than $40 + 10 \log(P)$ dB on all frequencies between the channel edge and 5 megahertz from the channel edge, $43 + 10 \log(P)$ dB on all frequencies between 5 megahertz and X megahertz from the channel edge, and $55 + 10 \log(P)$ dB on all frequencies more than X megahertz from the channel edge, where X is the greater of 6 megahertz or the actual emission bandwidth as defined in paragraph (m)(6) of this section. In addition, the attenuation factor shall not be less than $43 + 10 \log(P)$ dB on all frequencies between 2490.5 MHz and 2496 MHz and $55 + 10 \log(P)$ dB at or below 2490.5 MHz. Mobile Satellite Service licensees operating on frequencies below 2495 MHz may also submit a documented interference complaint against BRS licensees operating on channel BRS Channel 1 on the same terms and conditions as adjacent channel BRS or EBS licensees.

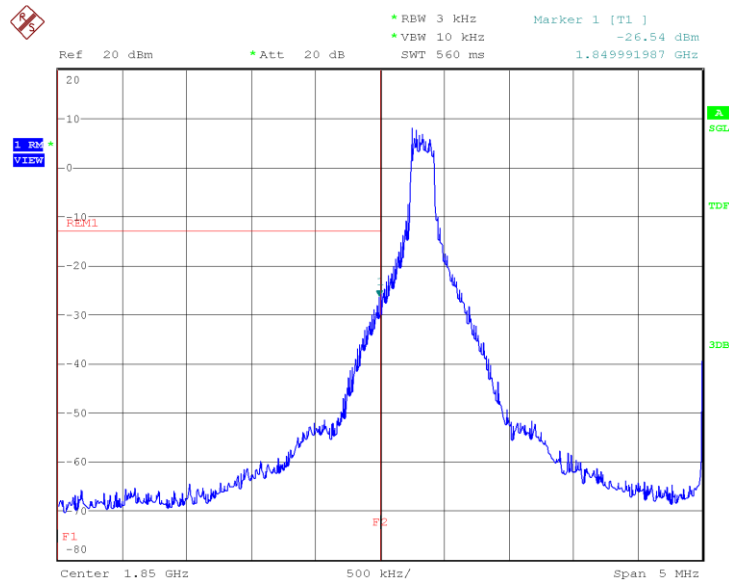
Part 27.53(g) states for operations in the 600 MHz band and the 698–746 MHz band, the power of any emission outside a licensee's frequency band(s) of operation shall be attenuated below the transmitter power (P) within the licensed band(s) of operation, measured in watts, by at least $43 + 10 \log(P)$ dB. Compliance with this provision is based on the use of measurement instrumentation employing a resolution bandwidth of 100 kilohertz or greater. However, in the 100 kilohertz bands immediately outside and adjacent to a licensee's frequency block, a resolution bandwidth of at least 30 kHz may be employed.

A.6.2 Measurement result
LTE Band 12+NR n2
OBW: 1RB-low_offset



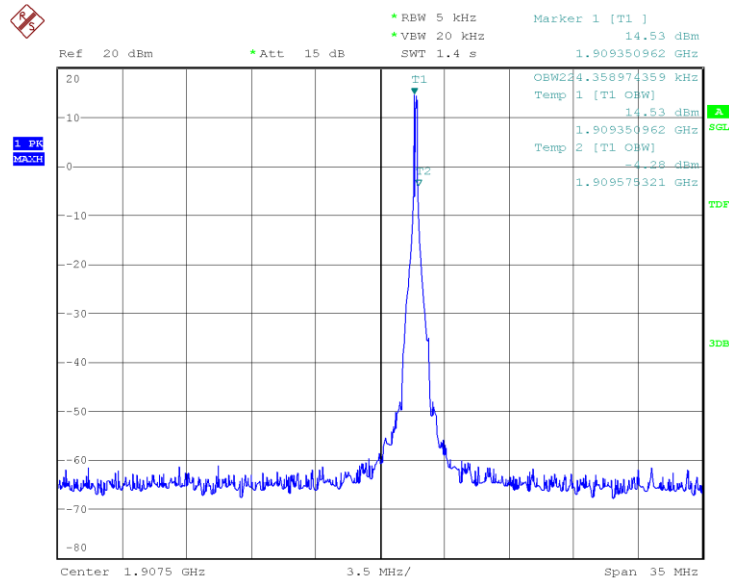
Date: 9.JAN.2021 16:28:28

LOW BAND EDGE BLOCK-1RB-low_offset



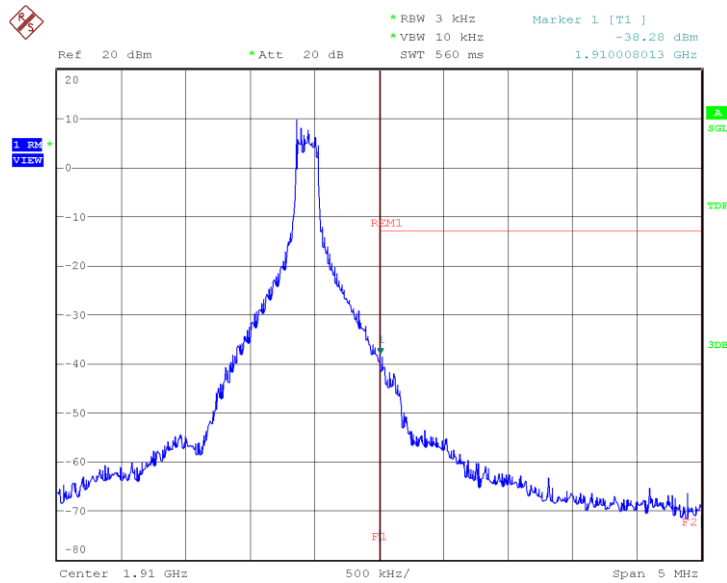
Date: 9.JAN.2021 16:30:33

OBW: 1RB-high_offset



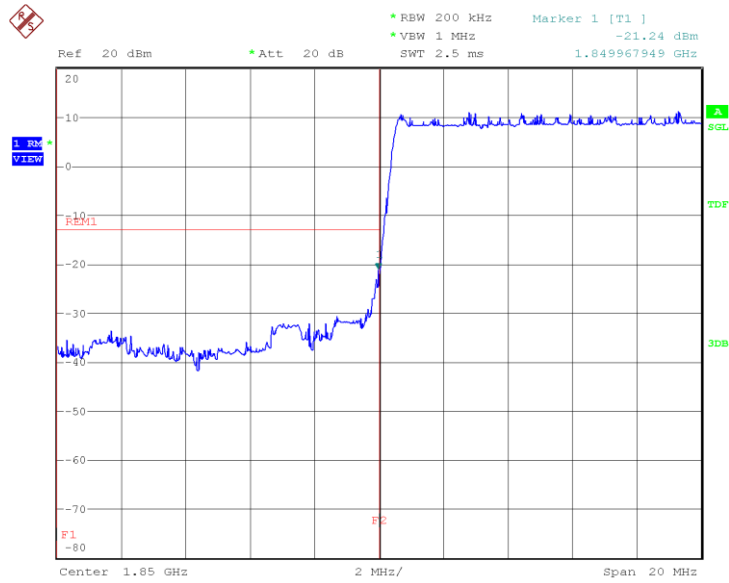
Date: 9.JAN.2021 16:32:40

HIGH BAND EDGE BLOCK-1RB-high_offset



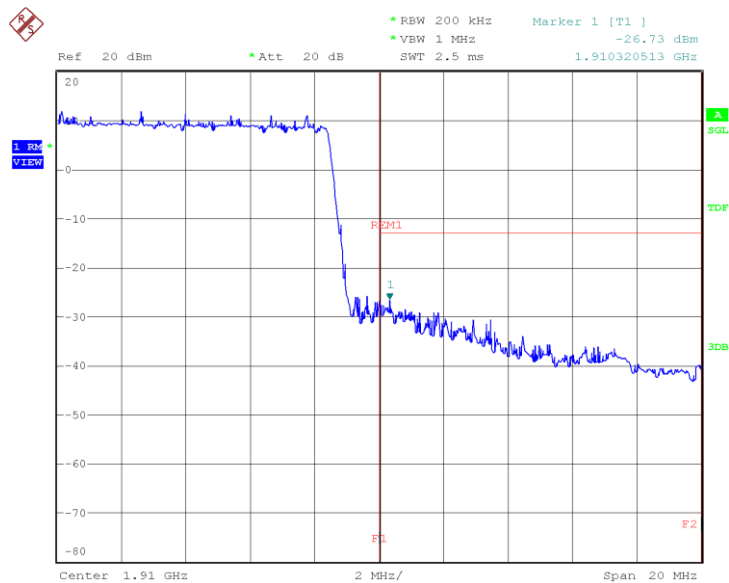
Date: 9.JAN.2021 16:34:43

LOW BAND EDGE BLOCK-20MHz-100%RB



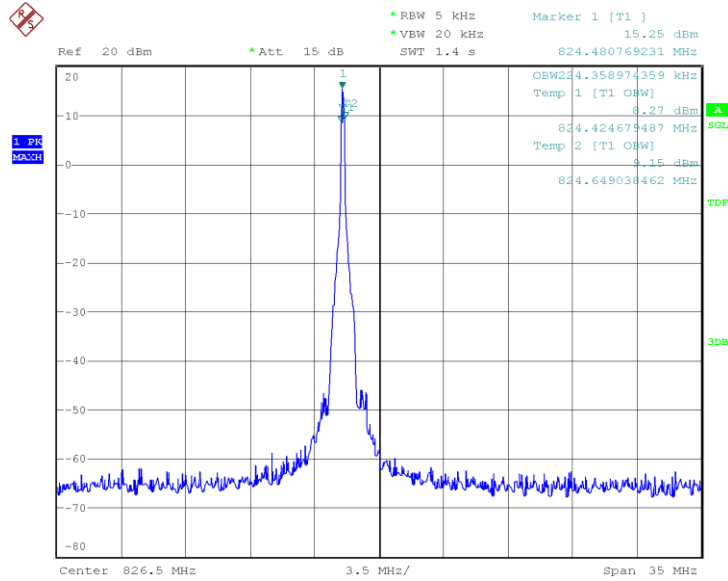
Date: 9.JAN.2021 16:26:26

HIGH BAND EDGE BLOCK-20MHz-100%RB



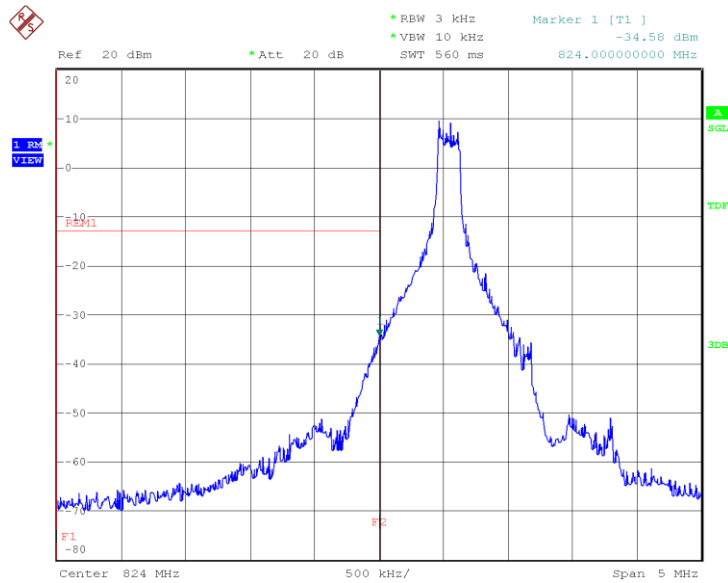
Date: 9.JAN.2021 16:27:33

LTE Band 66+NR n5
OBW: 1RB-low_offset



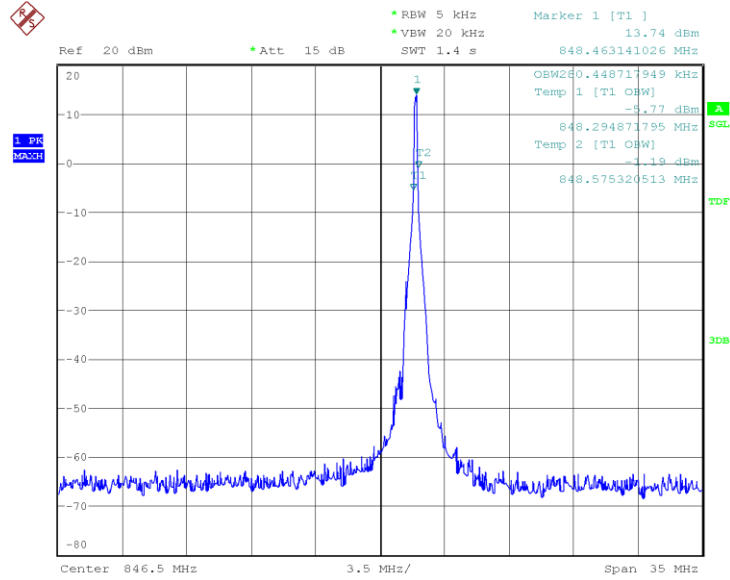
Date: 9.JAN.2021 18:54:21

LOW BAND EDGE BLOCK-1RB-low_offset



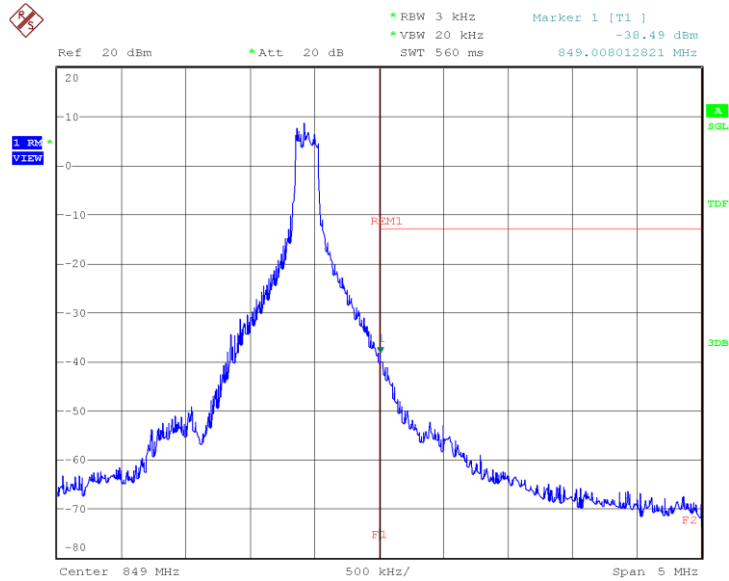
Date: 9.JAN.2021 18:56:24

OBW: 1RB-high_offset



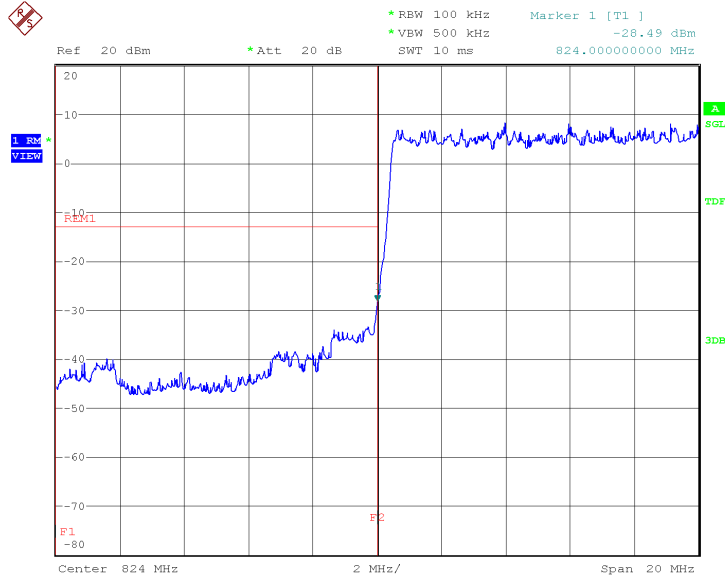
Date: 9.JAN.2021 18:57:18

HIGH BAND EDGE BLOCK-1RB-high_offset



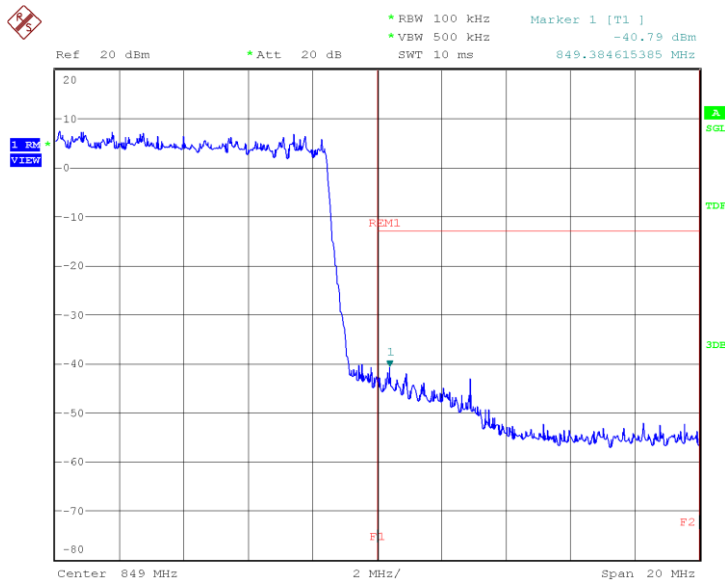
Date: 9.JAN.2021 18:59:20

LOW BAND EDGE BLOCK-20MHz-100%RB



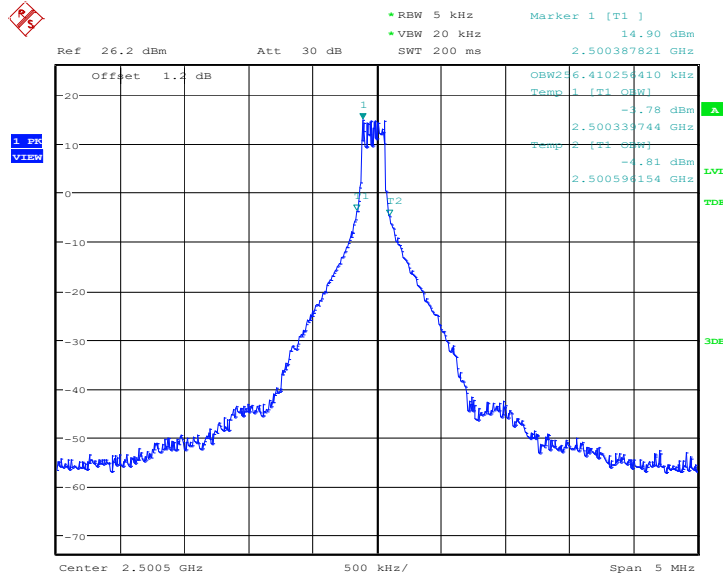
Date: 14.JAN.2021 12:38:22

HIGH BAND EDGE BLOCK-20MHz-100%RB



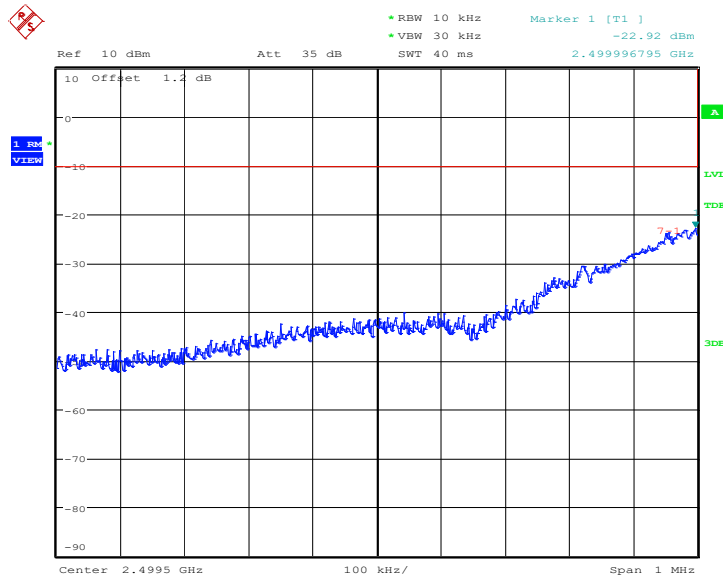
Date: 9.JAN.2021 18:54:02

LTE Band 66+NR n7
OBW: 1RB-low_offset

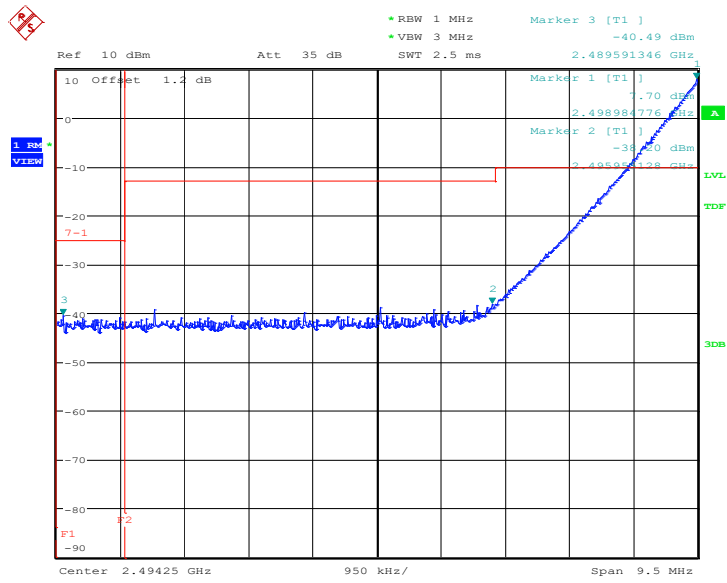


Date: 14.JAN.2021 15:45:07

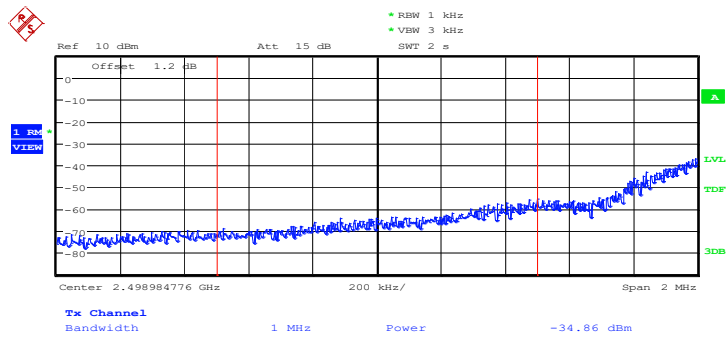
LOW BAND EDGE BLOCK-1RB-low_offset



Date: 14.JAN.2021 15:46:13

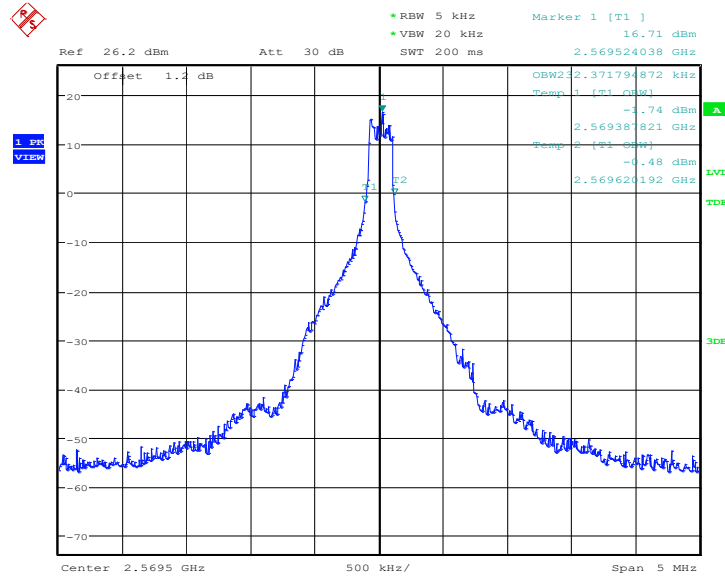


Date: 14.JAN.2021 15:47:16



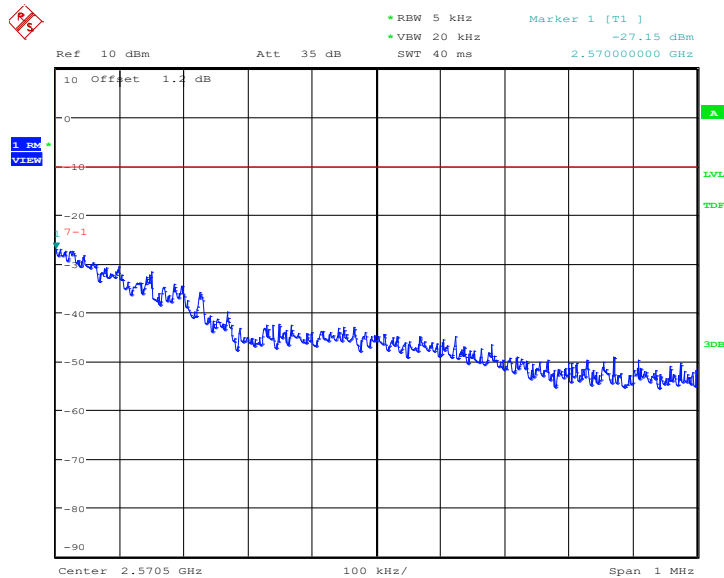
Date: 14.JAN.2021 15:51:30

OBW: 1RB-high_offset

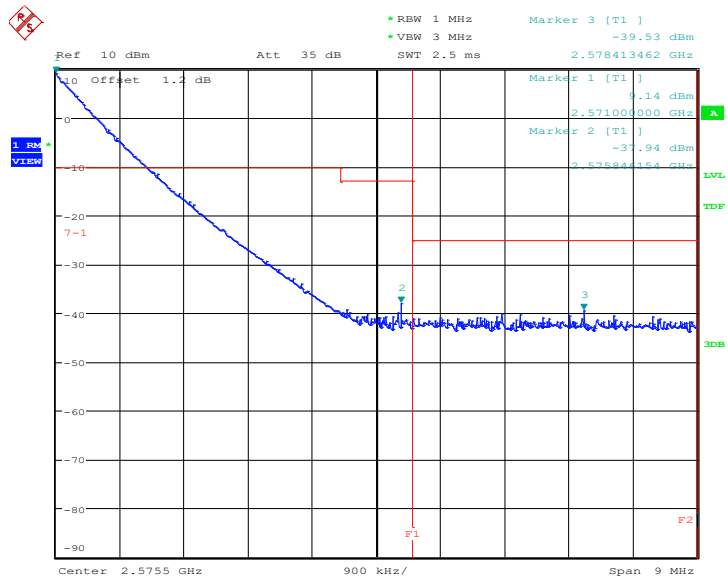


Date: 14.JAN.2021 15:37:47

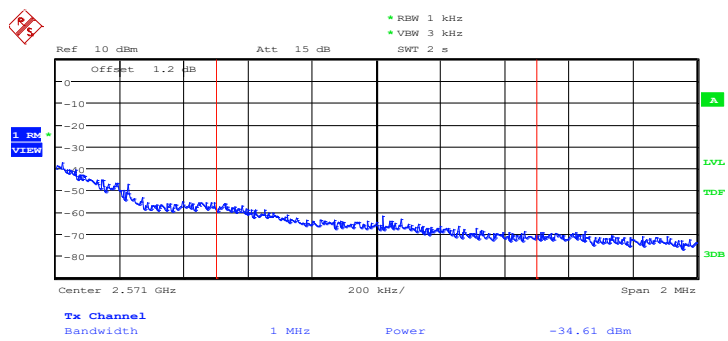
HIGH BAND EDGE BLOCK-1RB-high_offset



Date: 14.JAN.2021 15:38:50

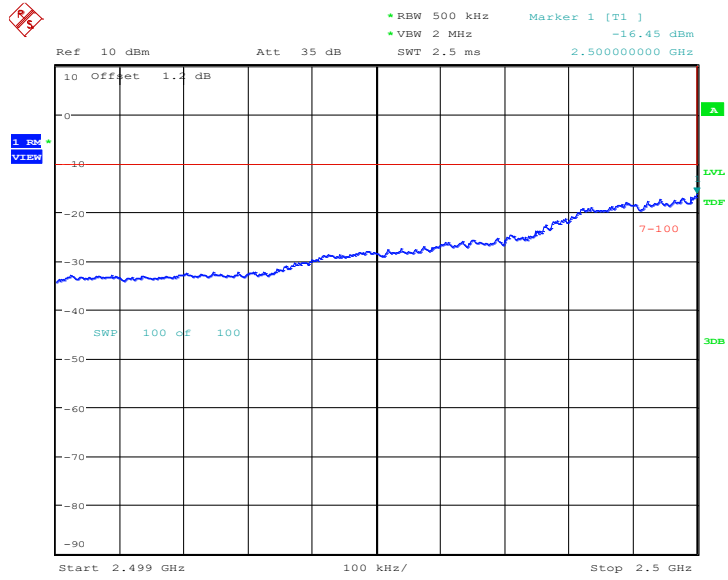


Date: 14.JAN.2021 15:39:55

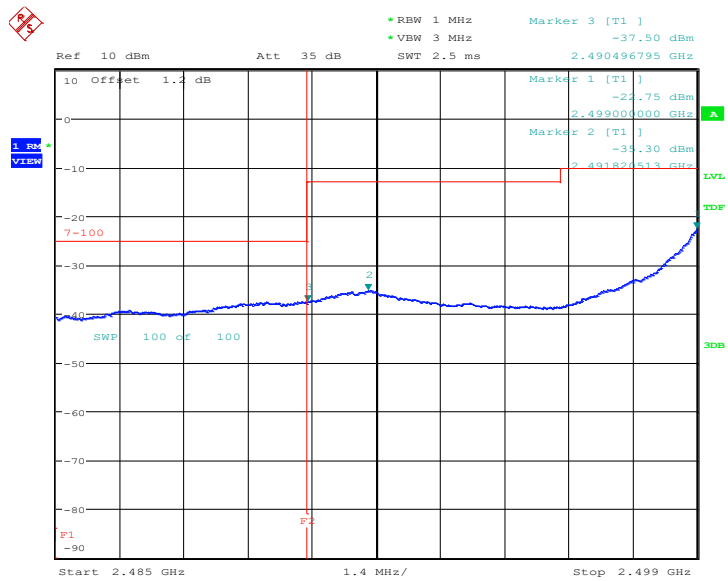


Date: 14.JAN.2021 15:44:11

LOW BAND EDGE BLOCK-20MHz-100%RB

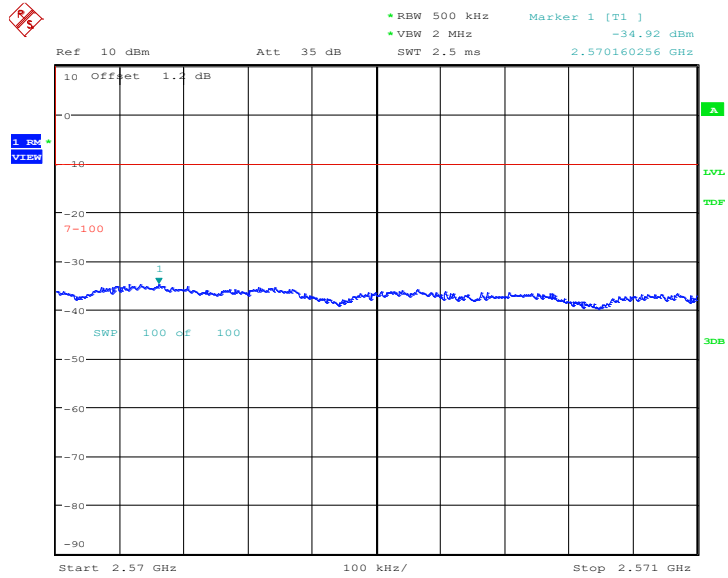


Date: 14.JAN.2021 14:15:09

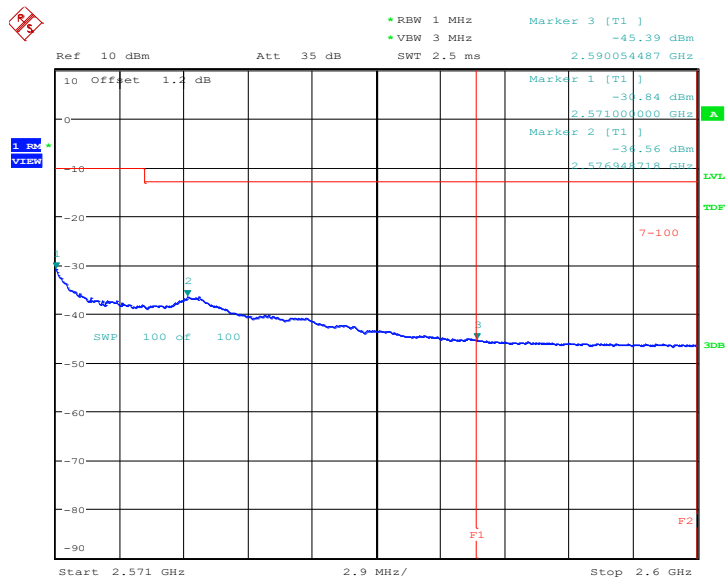


Date: 14.JAN.2021 14:15:45

HIGH BAND EDGE BLOCK-20MHz-100%RB

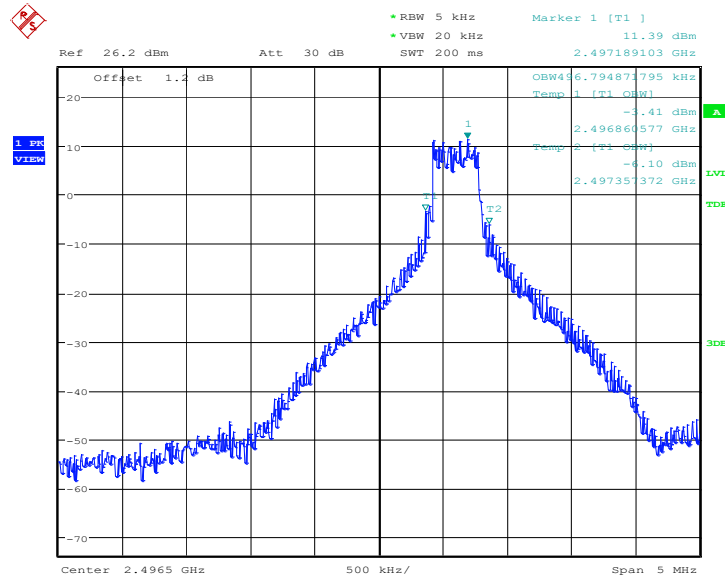


Date: 14.JAN.2021 14:24:50



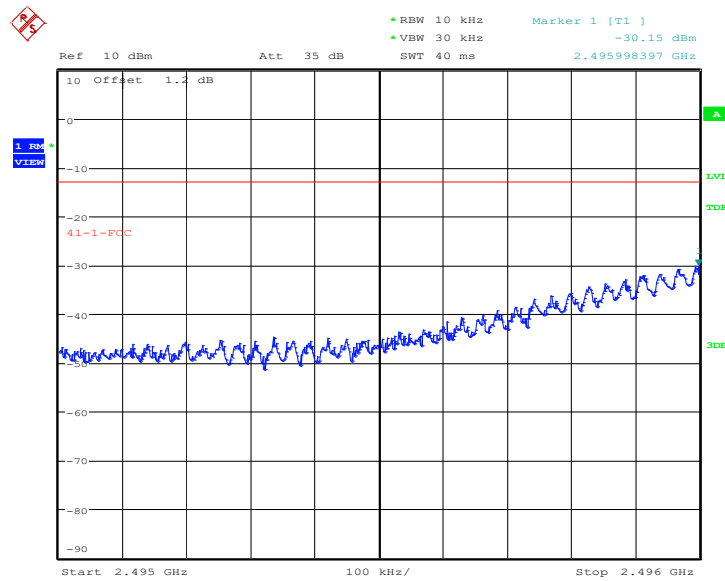
Date: 14.JAN.2021 14:25:25

LTE Band 66+NR n41
OBW: 1RB-low_offset

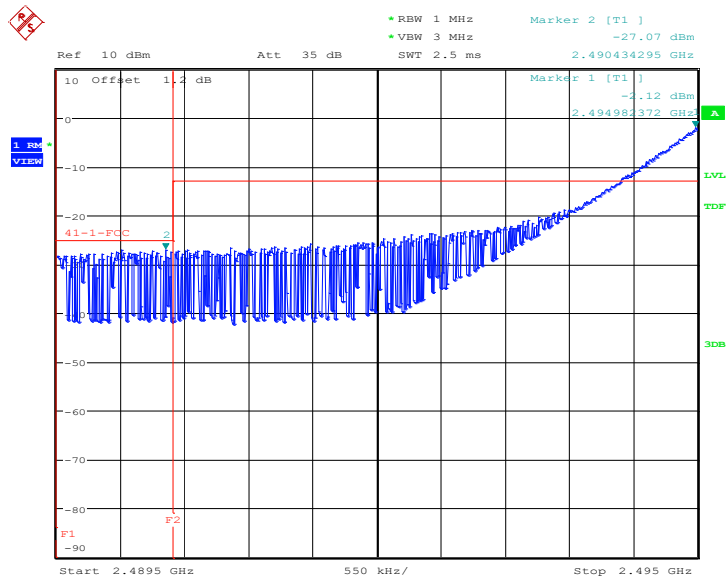


Date: 14.JAN.2021 14:49:33

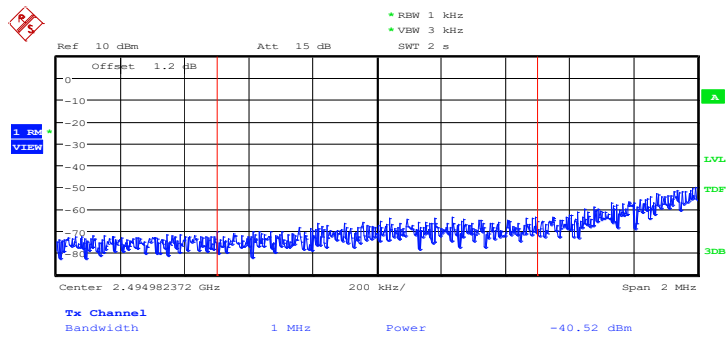
LOW BAND EDGE BLOCK-1RB-low_offset



Date: 14.JAN.2021 14:50:05

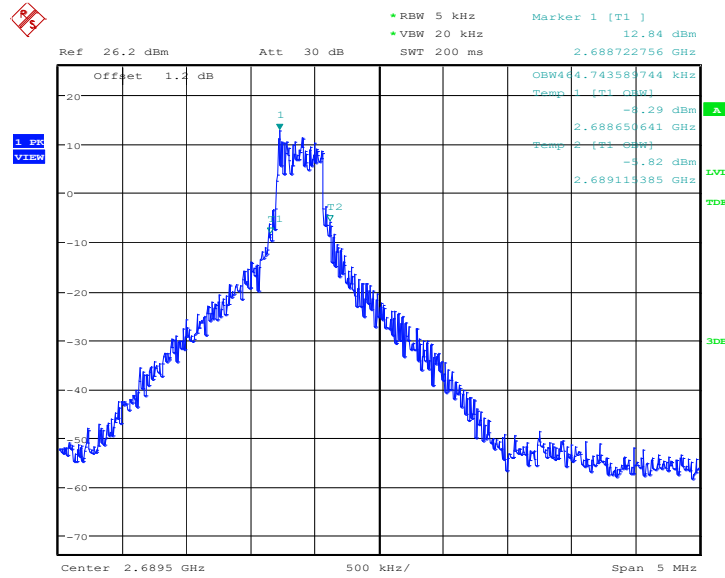


Date: 14.JAN.2021 14:50:38



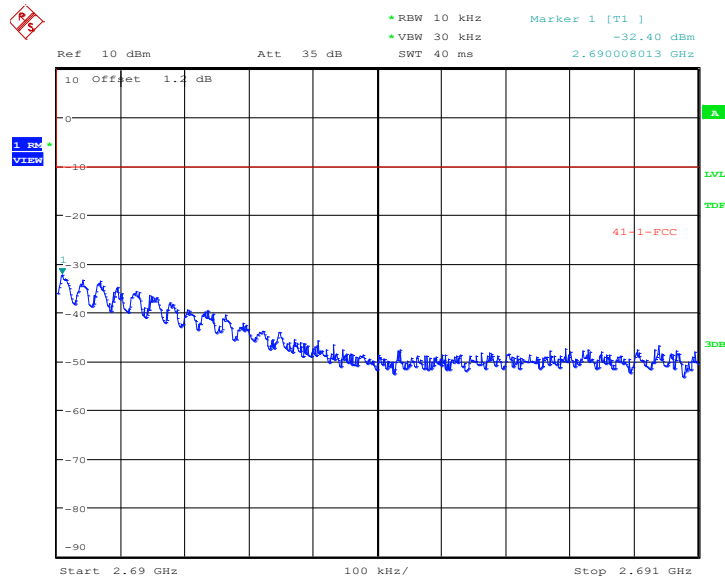
Date: 14.JAN.2021 14:51:10

OBW: 1RB-high_offset

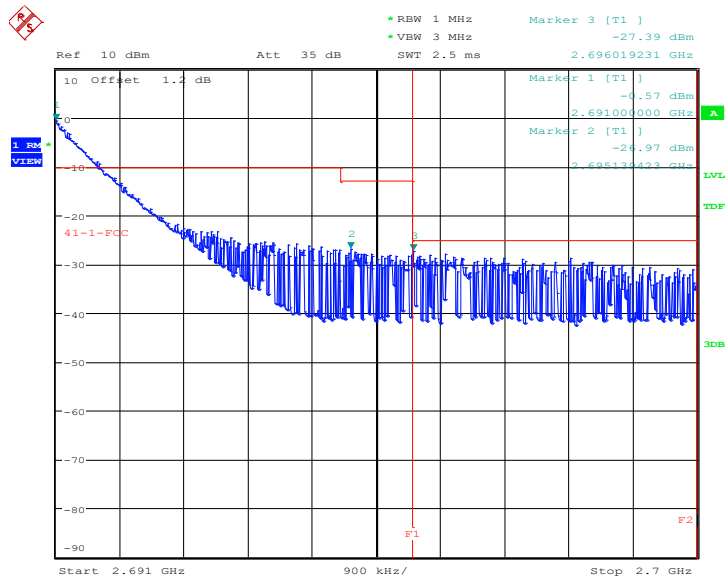


Date: 14.JAN.2021 14:52:36

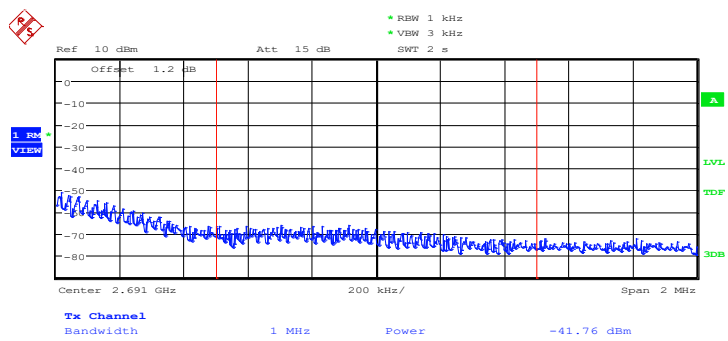
HIGH BAND EDGE BLOCK-1RB-high_offset



Date: 14.JAN.2021 14:53:18

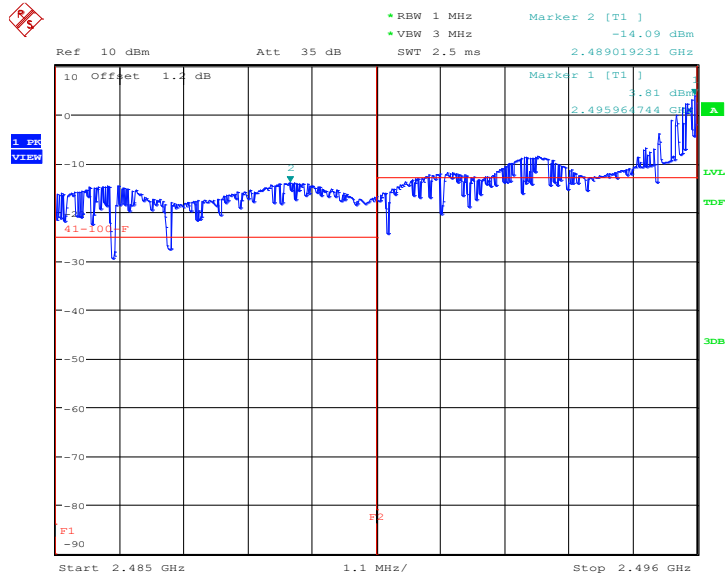


Date: 14.JAN.2021 14:53:50

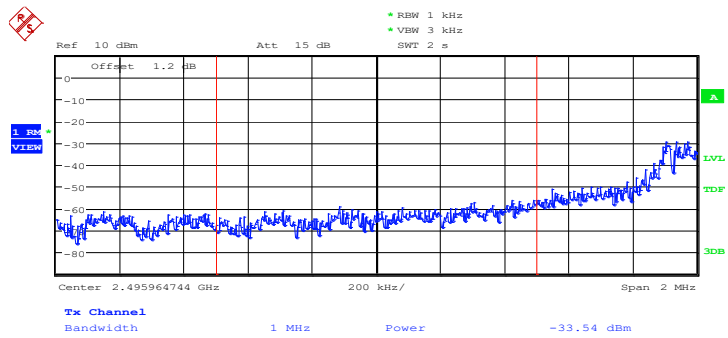


Date: 14.JAN.2021 14:54:23

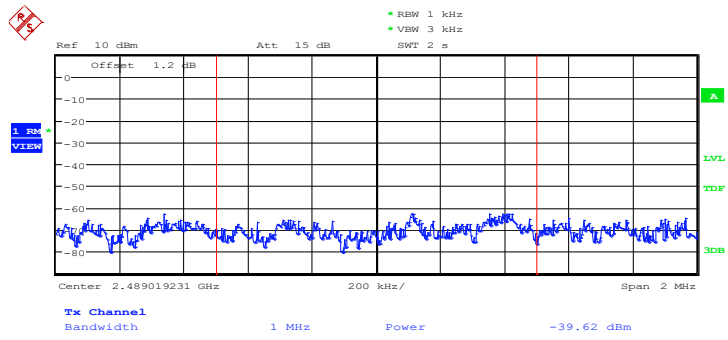
LOW BAND EDGE BLOCK-100MHz-100%RB



Date: 14.JAN.2021 14:44:04

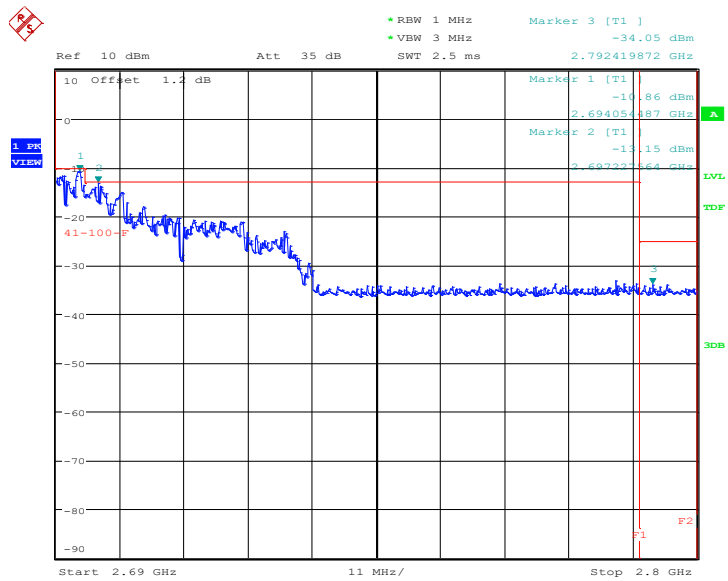


Date: 14.JAN.2021 14:44:39



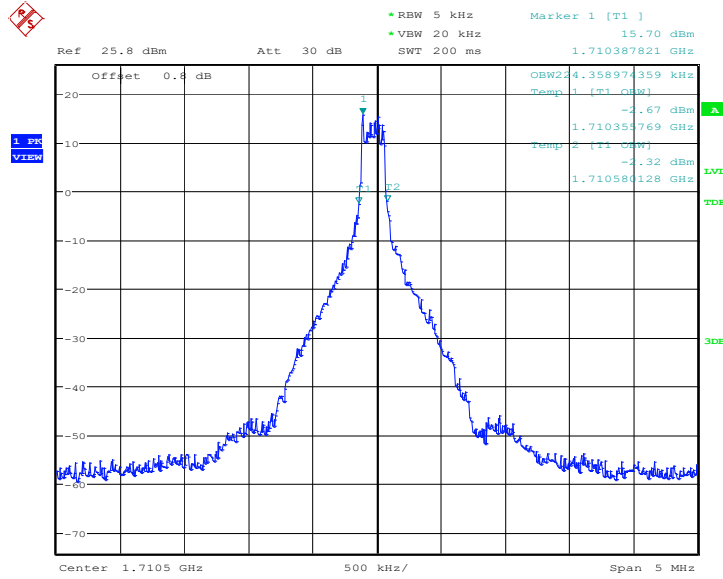
Date: 14.JAN.2021 14:45:15

HIGH BAND EDGE BLOCK-100MHz-100%RB



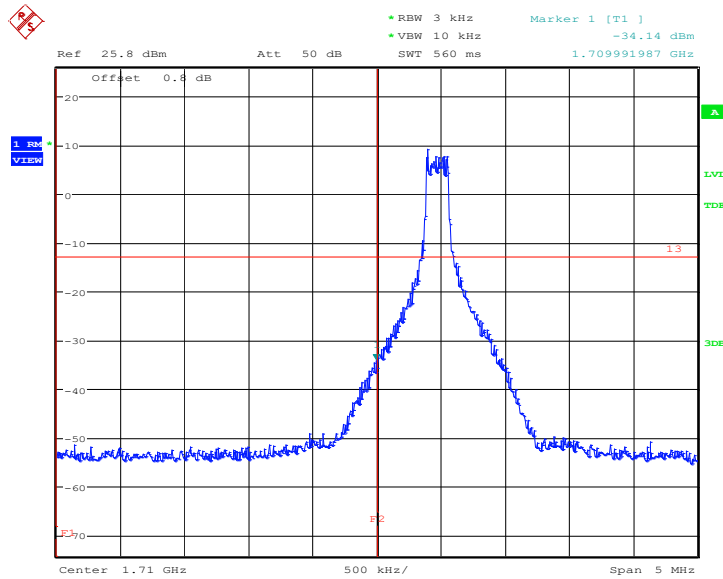
Date: 14.JAN.2021 14:41:13

LTE Band 5+NR n66
OBW: 1RB-low_offset



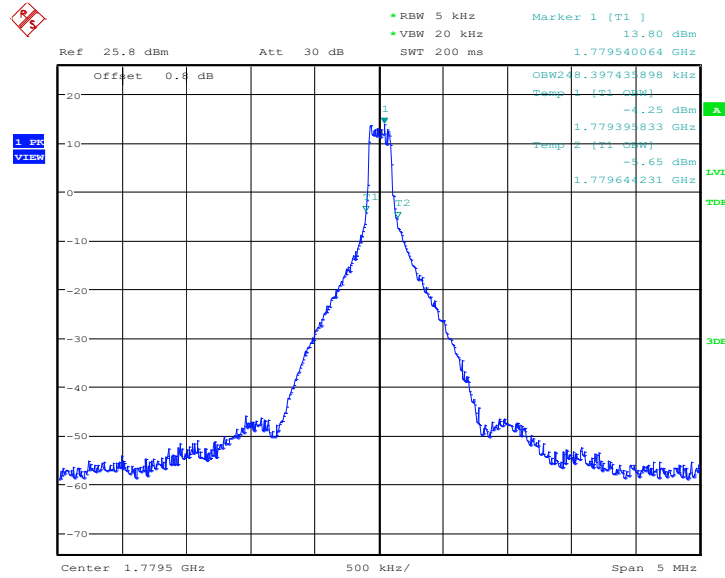
Date: 14.JAN.2021 13:46:25

LOW BAND EDGE BLOCK-1RB-low_offset



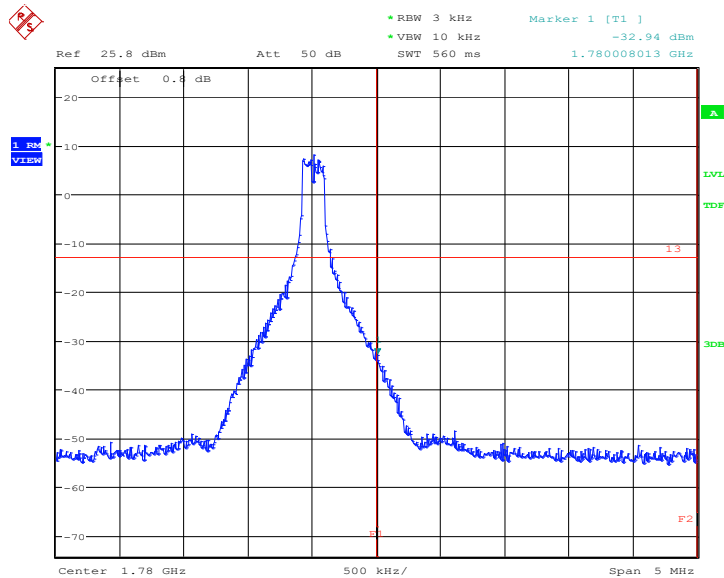
Date: 14.JAN.2021 13:47:28

OBW: 1RB-high_offset



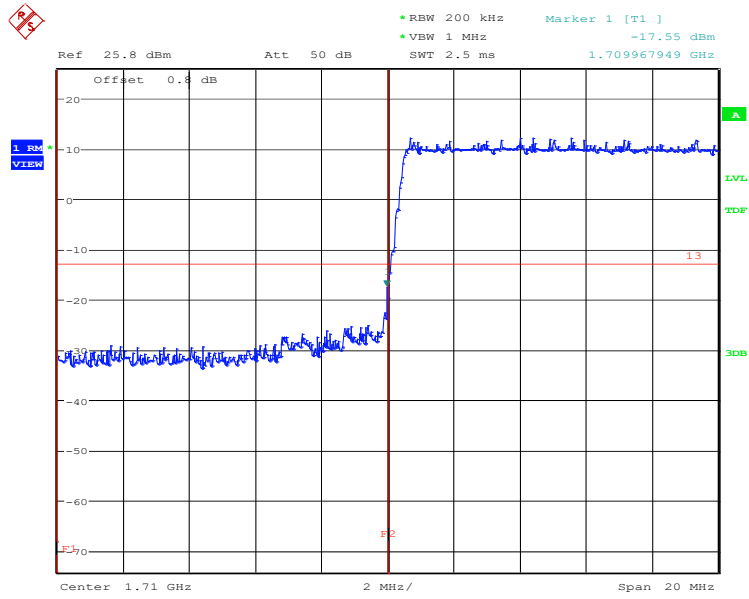
Date: 14.JAN.2021 13:44:24

HIGH BAND EDGE BLOCK-1RB-high_offset



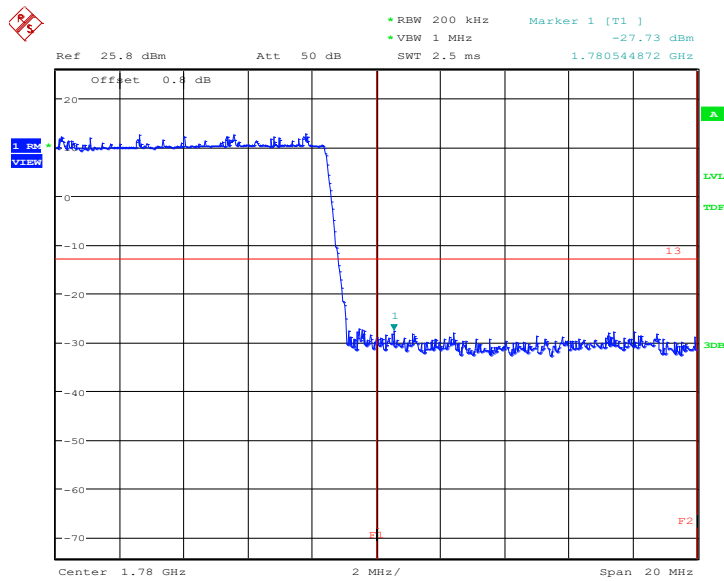
Date: 14.JAN.2021 13:45:32

LOW BAND EDGE BLOCK-20MHz-100%RB



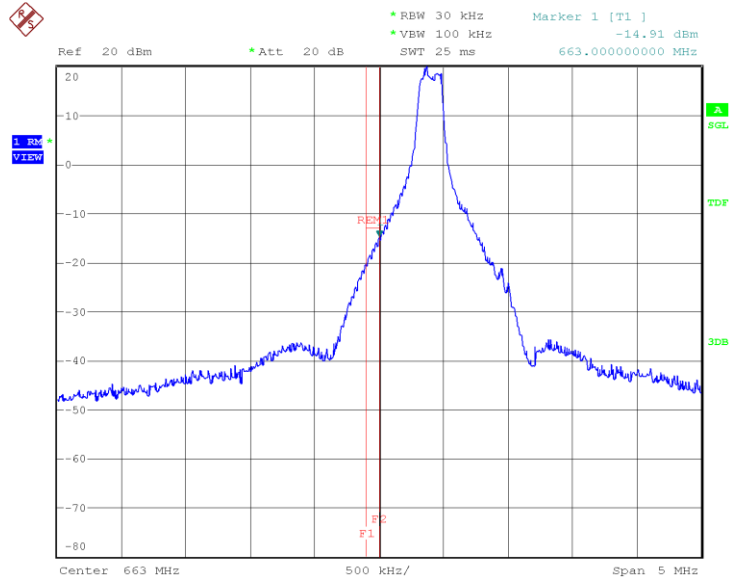
Date: 14.JAN.2021 13:23:25

HIGH BAND EDGE BLOCK-20MHz-100%RB



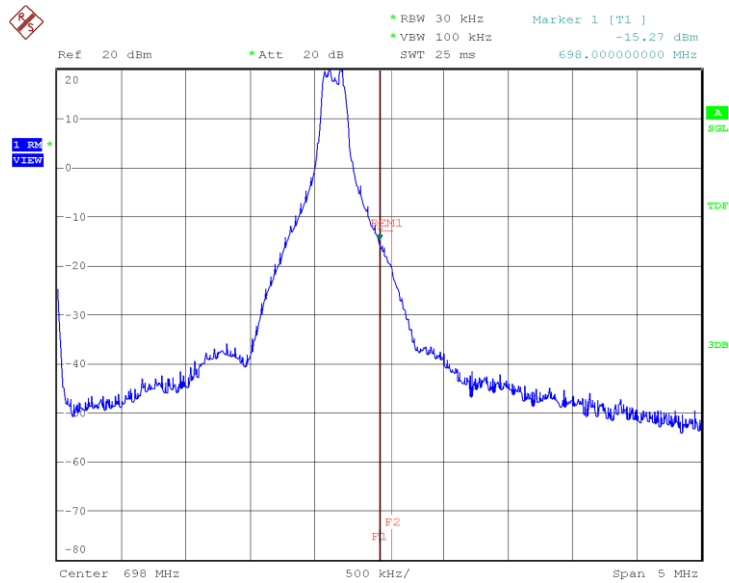
Date: 14.JAN.2021 13:25:45

LTE Band 2+NR n71
LOW BAND EDGE BLOCK-1RB-low_offset



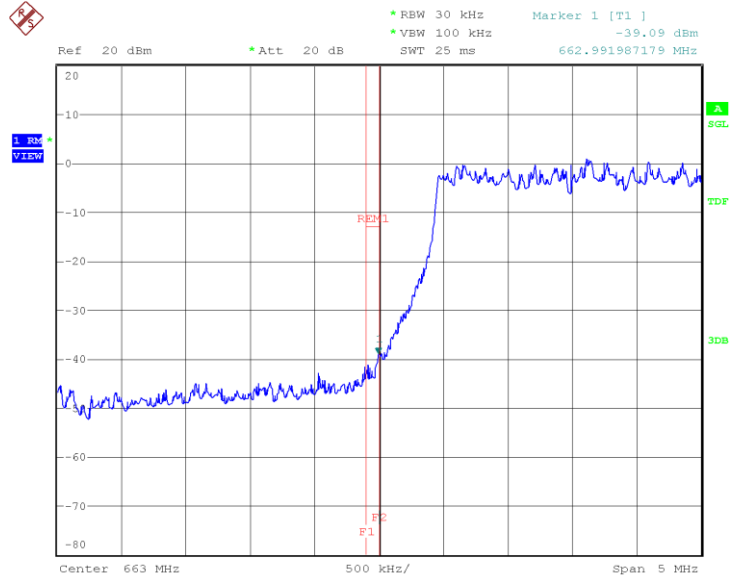
Date: 9.JAN.2021 20:43:13

HIGH BAND EDGE BLOCK-1RB-high_offset



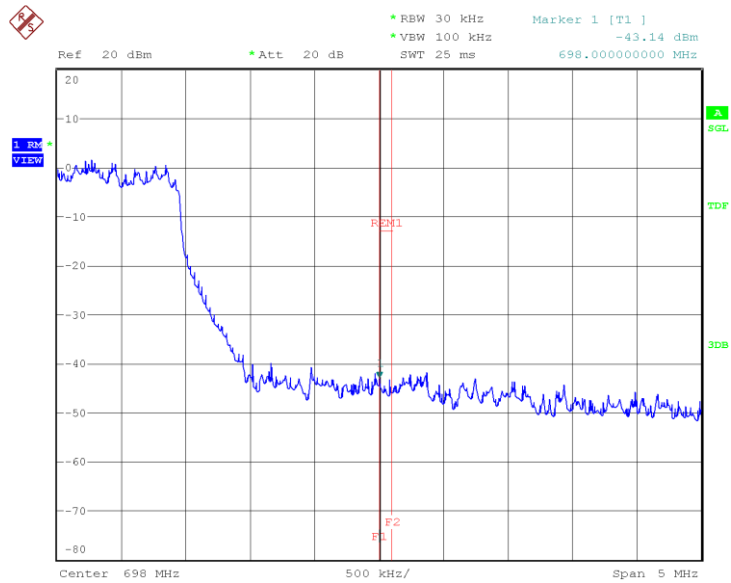
Date: 9.JAN.2021 20:44:56

LOW BAND EDGE BLOCK-20MHz-100%RB



Date: 9.JAN.2021 20:55:54

HIGH BAND EDGE BLOCK-20MHz-100%RB



Date: 9.JAN.2021 20:57:02

A.7 Conducted Spurious Emission

A.7.1 Measurement Method

The following steps outline the procedure used to measure the conducted emissions from the EUT.

1. In measuring unwanted emissions, the spectrum shall be investigated from 30 MHz or the lowest radio frequency signal generated in the equipment, whichever is lower, without going below 9 kHz, up to at least the frequency given below:
 - (a) If the equipment operates below 10 GHz: to the tenth harmonic of the highest fundamental frequency or to 40 GHz, whichever is lower.
 - (b) If the equipment operates at or above 10 GHz: to the fifth harmonic of the highest fundamental frequency or to 100 GHz, whichever is lower.
2. Determine EUT transmit frequencies: below outlines the band edge frequencies pertinent to conducted emissions testing.
3. The number of sweep points of spectrum analyzer is greater than $2 \times \text{span/RBW}$.

A. 7.2 Measurement Limit

Part 22.917, Part 24.238 and Part 27.53(h) specify that the power of any emission outside of the authorized operating frequency ranges must be attenuated below the transmitting power (P) by a factor of at least $43 + 10 \log(P)$ dB.

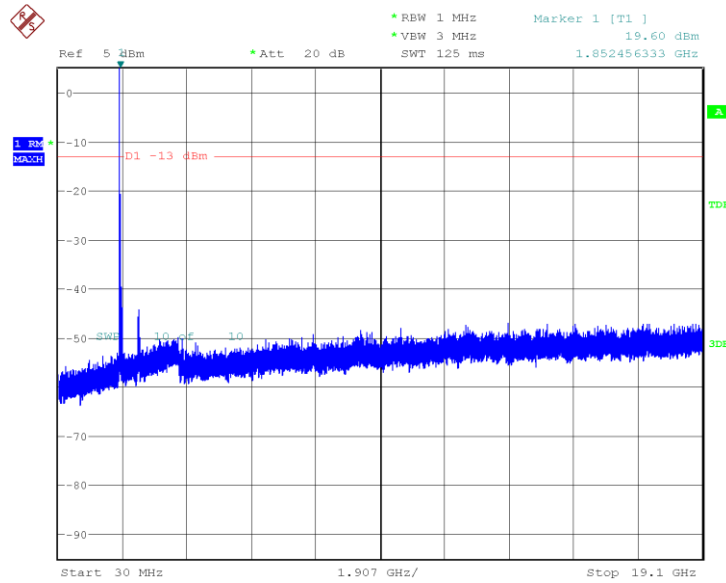
Part 27.53(m) specifies for mobile digital stations, the attenuation factor shall be not less than $40 + 10 \log(P)$ dB on all frequencies between the channel edge and 5 megahertz from the channel edge, $43 + 10 \log(P)$ dB on all frequencies between 5 megahertz and X megahertz from the channel edge, and $55 + 10 \log(P)$ dB on all frequencies more than X megahertz from the channel edge, where X is the greater of 6 megahertz or the actual emission bandwidth as defined in paragraph (m)(6) of this section. In addition, the attenuation factor shall not be less than $43 + 10 \log(P)$ dB on all frequencies between 2490.5 MHz and 2496 MHz and $55 + 10 \log(P)$ dB at or below 2490.5 MHz. Mobile Satellite Service licensees operating on frequencies below 2495 MHz may also submit a documented interference complaint against BRS licensees operating on channel BRS Channel 1 on the same terms and conditions as adjacent channel BRS or EBS licensees.

Part 27.53(g) states for operations in the 600 MHz band and the 698–746 MHz band, the power of any emission outside a licensee's frequency band(s) of operation shall be attenuated below the transmitter power (P) within the licensed band(s) of operation, measured in watts, by at least $43 + 10 \log(P)$ dB. Compliance with this provision is based on the use of measurement instrumentation employing a resolution bandwidth of 100 kilohertz or greater. However, in the 100 kilohertz bands immediately outside and adjacent to a licensee's frequency block, a resolution bandwidth of at least 30 kHz may be employed.

A. 7.3 Measurement result

LTE Band 12+NR n2

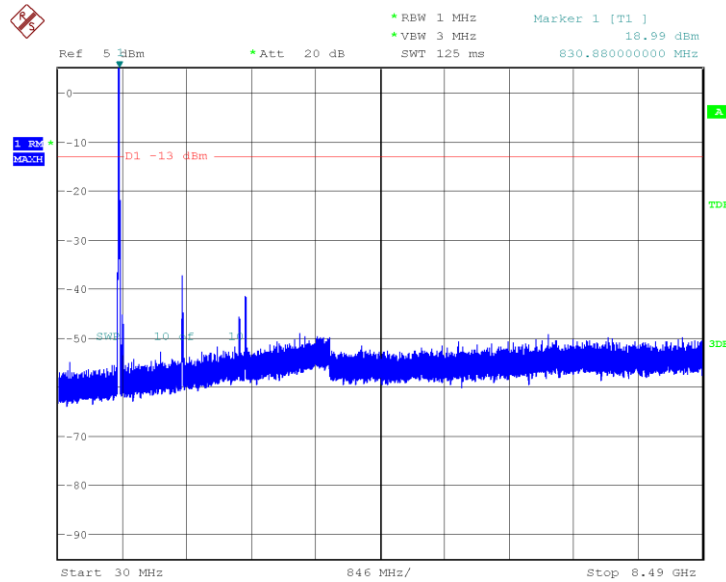
NOTE: peak above the limit line is the carrier frequency.



Date: 9.JAN.2021 16:35:44

LTE Band 66+NR n5

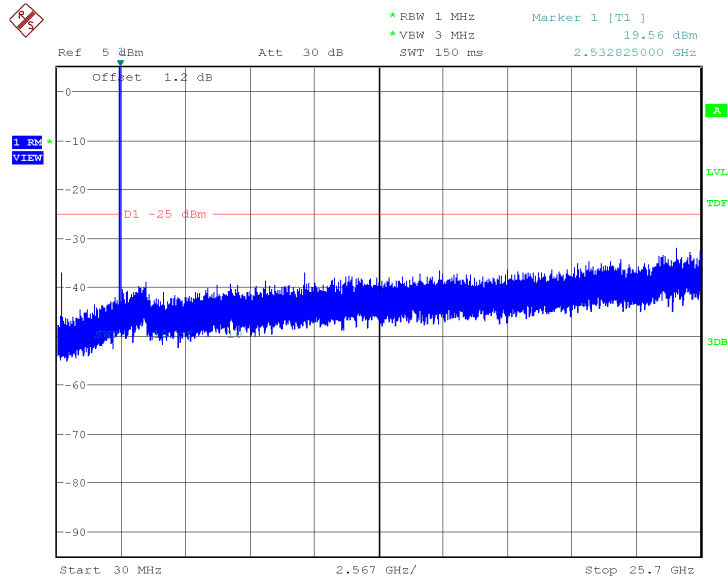
NOTE: peak above the limit line is the carrier frequency.



Date: 9.JAN.2021 18:50:01

LTE Band 66+NR n7

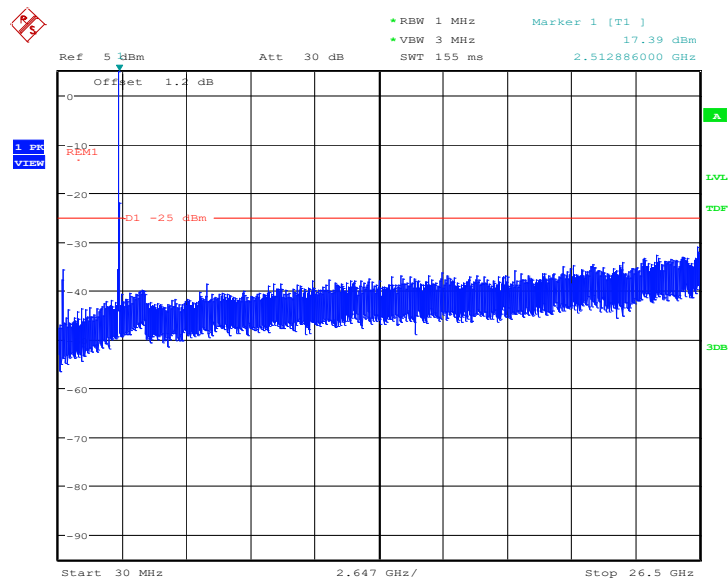
NOTE: peak above the limit line is the carrier frequency.



Date: 16.JAN.2021 16:43:07

LTE Band 66+NR n41

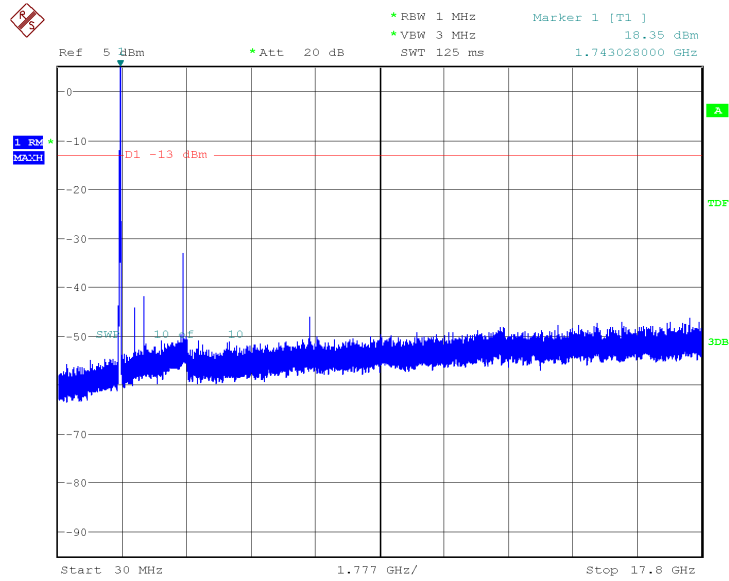
NOTE: peak above the limit line is the carrier frequency.



Date: 16.JAN.2021 16:26:51

LTE Band 5+NR n66

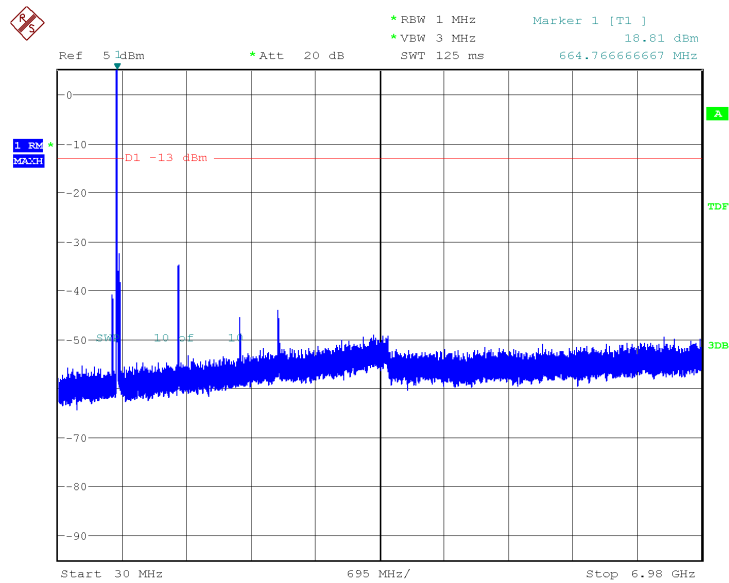
NOTE: peak above the limit line is the carrier frequency.



Date: 16.JAN.2021 17:08:25

LTE Band 2+NR n71

NOTE: peak above the limit line is the carrier frequency.



Date: 9.JAN.2021 20:46:17

A.8 Peak-to-Average Power Ratio

The peak-to-average ratio (PAR) of the transmission may not exceed 13 dB

- a) Refer to instrument's analyzer instruction manual for details on how to use the power statistics/CCDF function;
- b) Set resolution/measurement bandwidth \geq signal's occupied bandwidth;
- c) Set the number of counts to a value that stabilizes the measured CCDF curve;
- d) Record the maximum PAPR level associated with a probability of 0.1%.

Measurement results

LTE Band 12+NR n2, 20MHz

Frequency (MHz)	PAPR (dB)								
	DFT-s-pi/2 BPSK	DFT-s-QPSK	DFT-s-16QAM	DFT-s-64QAM	DFT-s-256QAM	CP-QPSK	CP-16QAM	CP-64QAM	CP-256QAM
1880.0	7.85	7.95	8.08	8.14	8.11	9.36	9.20	9.13	9.36

LTE Band 66+NR n7, 20MHz

Frequency (MHz)	PAPR (dB)								
	DFT-s-pi/2 BPSK	DFT-s-QPSK	DFT-s-16QAM	DFT-s-64QAM	DFT-s-256QAM	CP-QPSK	CP-16QAM	CP-64QAM	CP-256QAM
2535.0	7.95	8.01	8.14	8.14	8.17	9.23	9.29	9.23	9.49

LTE Band 66+NR n41, 100MHz

Frequency (MHz)	PAPR (dB)								
	DFT-s-pi/2 BPSK	DFT-s-QPSK	DFT-s-16QAM	DFT-s-64QAM	DFT-s-256QAM	CP-QPSK	CP-16QAM	CP-64QAM	CP-256QAM
2592.99	10.35	10.51	10.67	11.47	11.89	10.87	11.03	11.12	11.60

LTE Band 5+NR n66, 20MHz

Frequency (MHz)	PAPR (dB)								
	DFT-s-pi/2 BPSK	DFT-s-QPSK	DFT-s-16QAM	DFT-s-64QAM	DFT-s-256QAM	CP-QPSK	CP-16QAM	CP-64QAM	CP-256QAM
1745.0	7.88	7.92	8.11	8.17	8.33	9.26	9.29	9.33	9.49

LTE Band 2+NR n71, 20MHz

Frequency (MHz)	PAPR (dB)								
	DFT-s-pi/2 BPSK	DFT-s-QPSK	DFT-s-16QAM	DFT-s-64QAM	DFT-s-256QAM	CP-QPSK	CP-16QAM	CP-64QAM	CP-256QAM
680.5	7.92	8.01	8.08	8.11	8.27	9.26	9.26	9.13	9.26

Annex B: Accreditation Certificate

<p>United States Department of Commerce National Institute of Standards and Technology</p> <p>NVLAP® </p> <hr/> <p>Certificate of Accreditation to ISO/IEC 17025:2017</p> <hr/> <p>NVLAP LAB CODE: 600118-0</p> <p>Telecommunication Technology Labs, CAICT Beijing China</p> <p><i>is accredited by the National Voluntary Laboratory Accreditation Program for specific services, listed on the Scope of Accreditation, for:</i></p> <p>Electromagnetic Compatibility & Telecommunications</p> <p><i>This laboratory is accredited in accordance with the recognized International Standard ISO/IEC 17025:2017. This accreditation demonstrates technical competence for a defined scope and the operation of a laboratory quality management system (refer to joint ISO-ILAC-IAF Communique dated January 2009).</i></p> <hr/> <p>2020-09-29 through 2021-09-30 <i>Effective Dates</i></p> <p style="text-align: center;"></p> <p style="text-align: right;"> For the National Voluntary Laboratory Accreditation Program</p>	
---	--

END OF REPORT