


Appendix B. Test Setup Photos

<Radiated Emission>


<Module 0>

LF




HF

1GHz ~ 18GHz




18GHz ~ 40GHz




40GHz ~ 60GHz




60GHz ~ 90GHz





90GHz ~ 140GHz**140GHz ~ 200GHz**

<Module 1>

LF




HF**1GHz ~ 18GHz****18GHz ~ 40GHz**

40GHz ~ 60GHz



60GHz ~ 90GHz



90GHz ~ 140GHz**140GHz ~ 200GHz**

—————THE END—————