

Full Spectrum

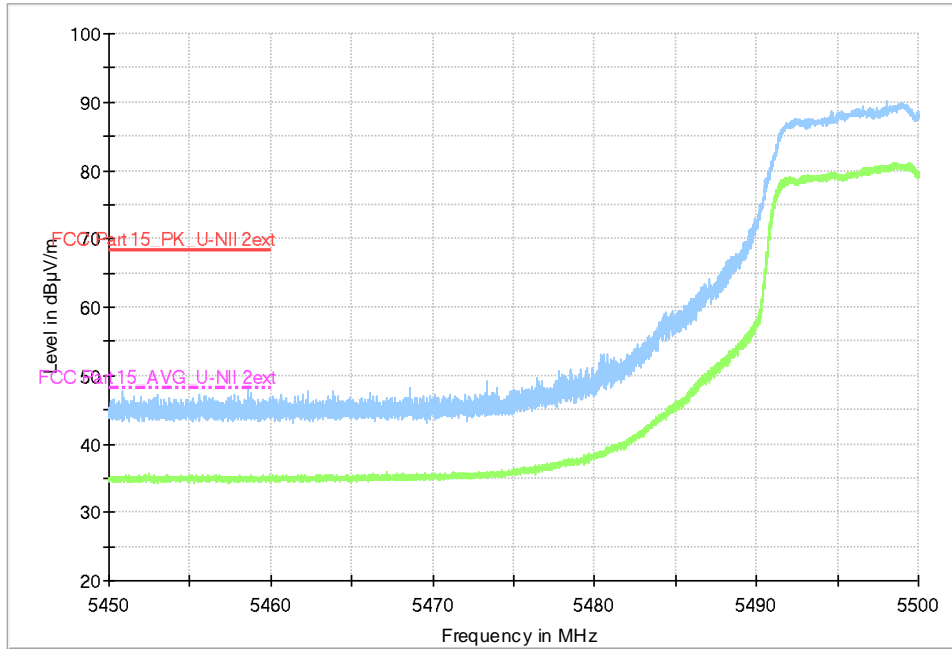


Fig.66 Band Edges (802.11ac-HT20, 5500MHz)

Full Spectrum

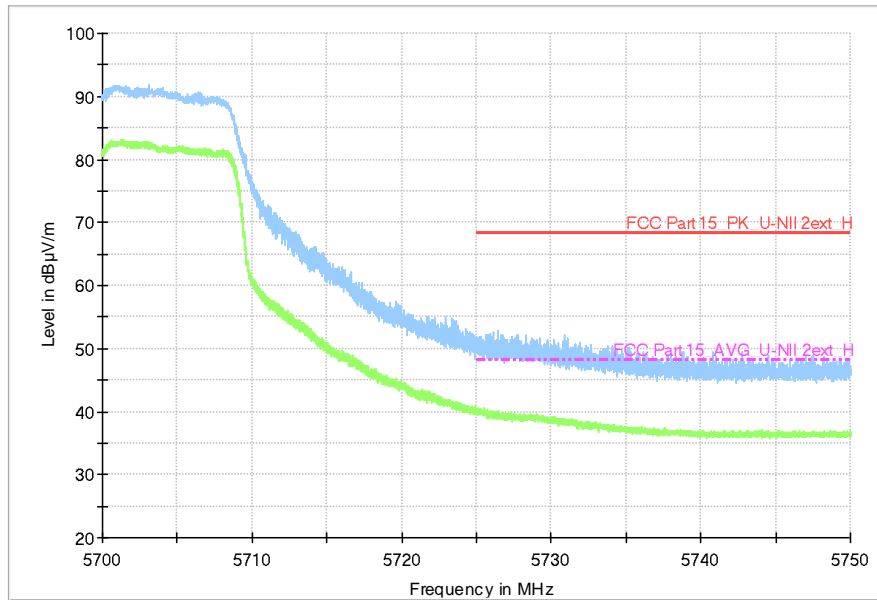


Fig.67 Band Edges (802.11ac-HT20, 5700MHz)

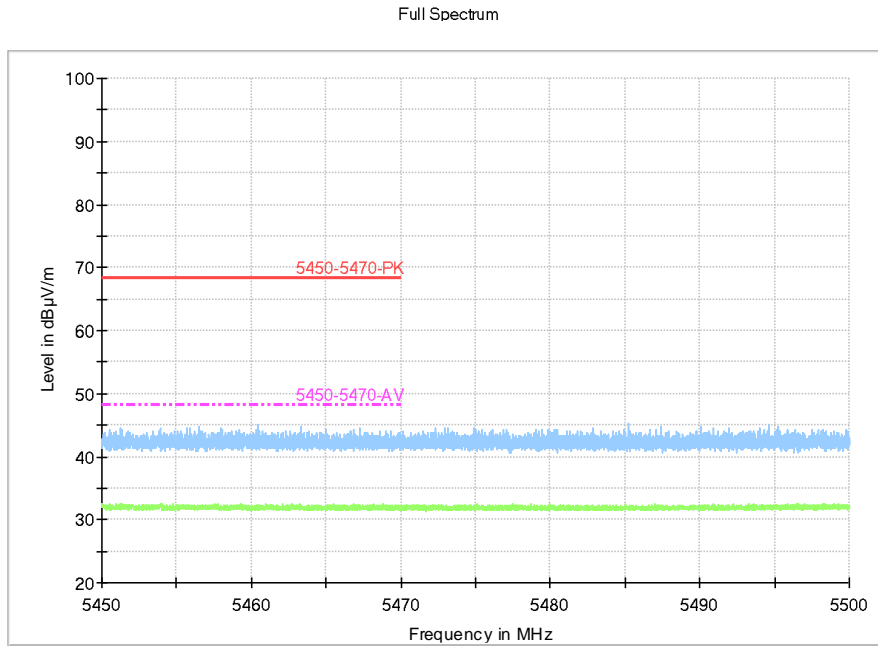


Fig.68 Band Edges (802.11ac, 5720MHz)

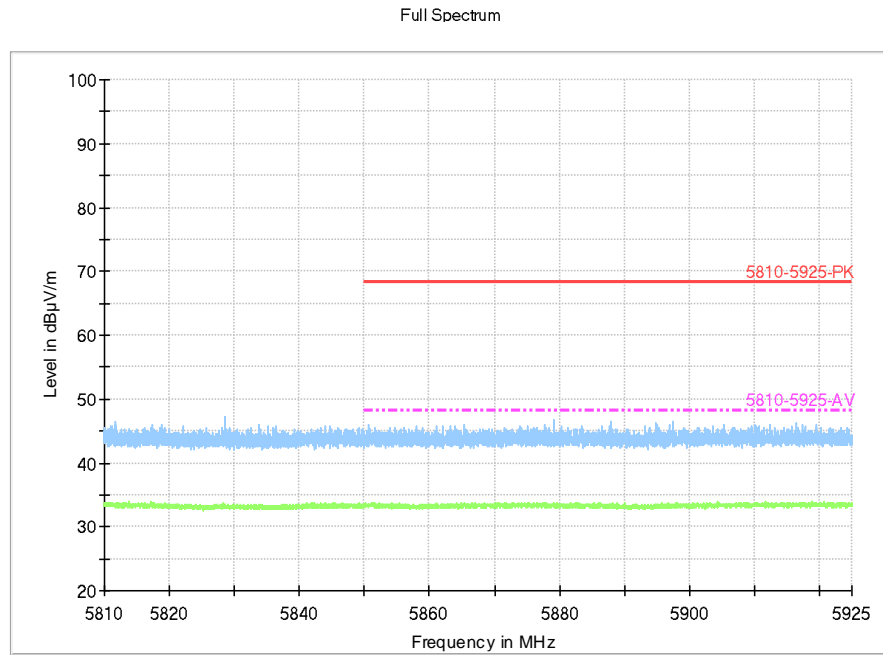


Fig.69 Band Edges (802.11ac, 5720MHz)

Full Spectrum

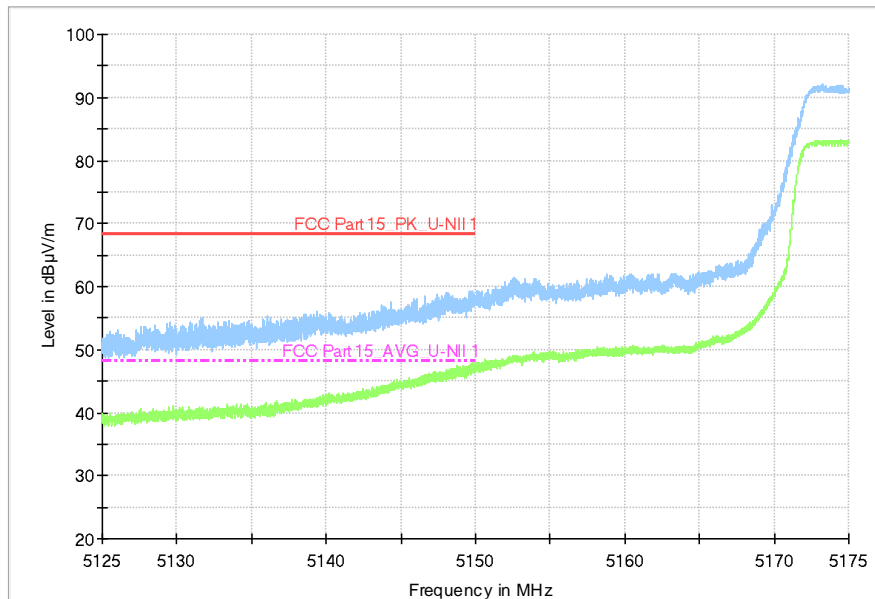


Fig.70 Band Edges (802.11n-HT40, 5190MHz)

Full Spectrum

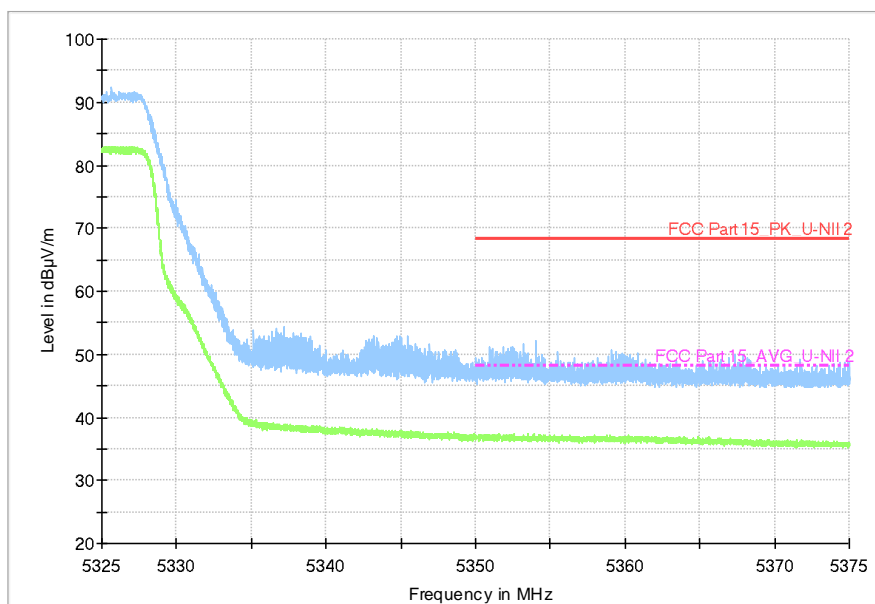


Fig.71 Band Edges (802.11n-HT40, 5310MHz)

Full Spectrum

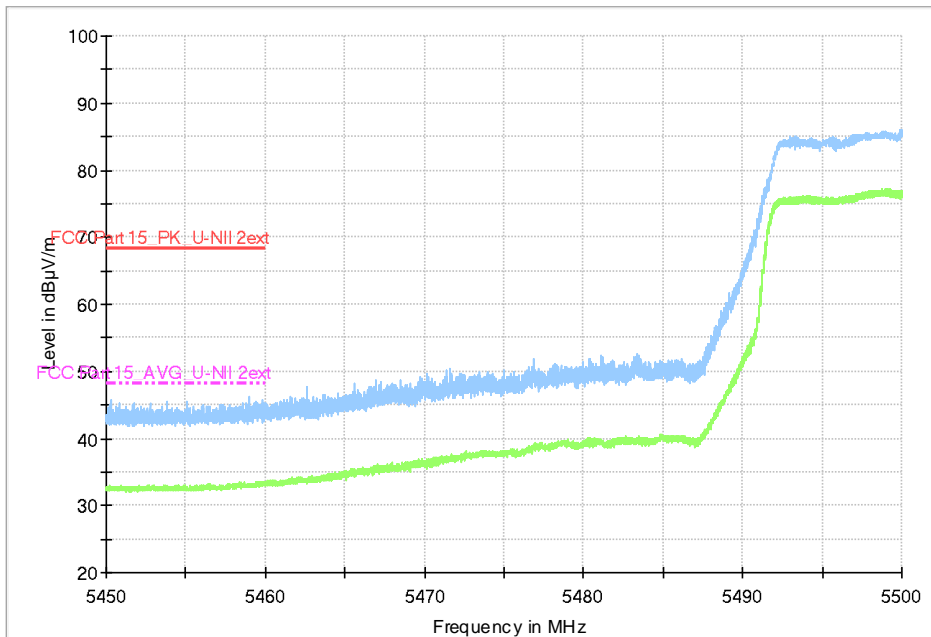


Fig.72 Band Edges (802.11n-HT40, 5510MHz)

Full Spectrum

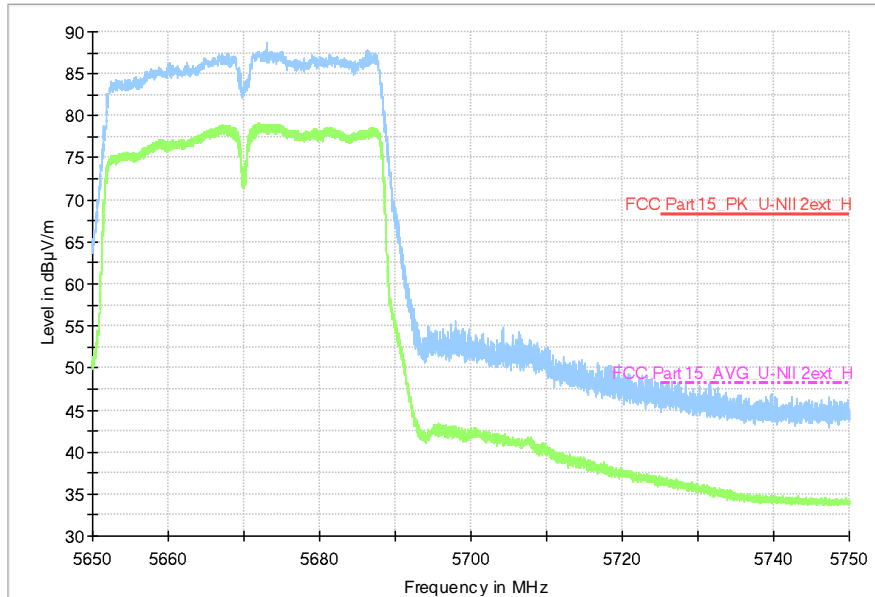


Fig.73 Band Edges (802.11n-HT40, 5670MHz)

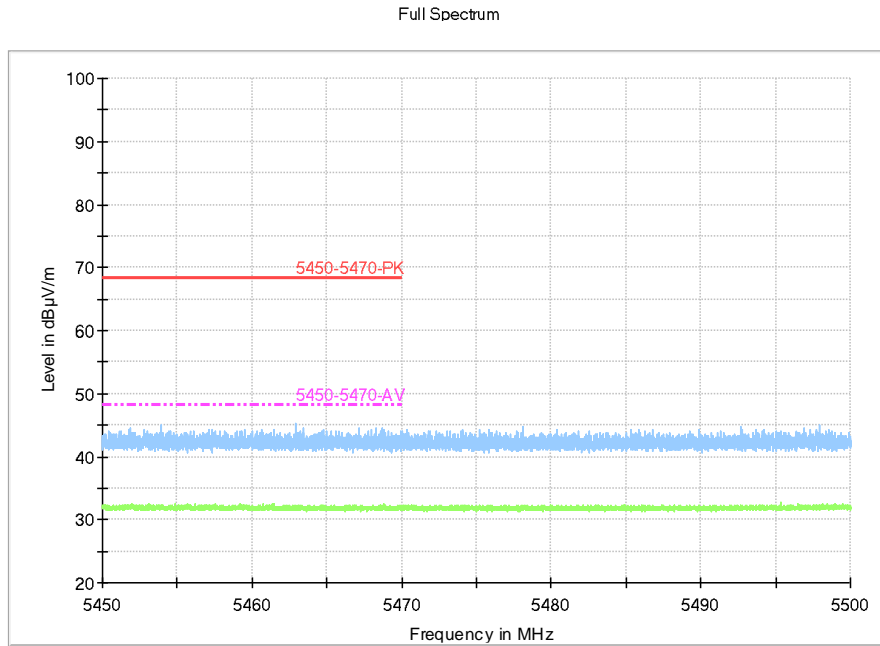


Fig.74 Band Edges (802.11n-HT40, 5710MHz)

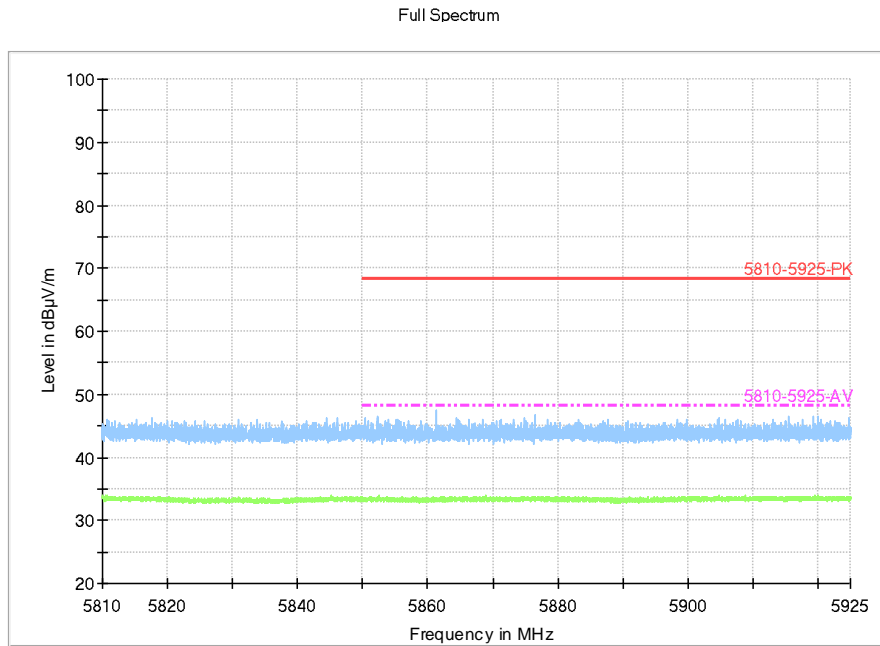


Fig.75 Band Edges (802.11n-HT40, 5710MHz)

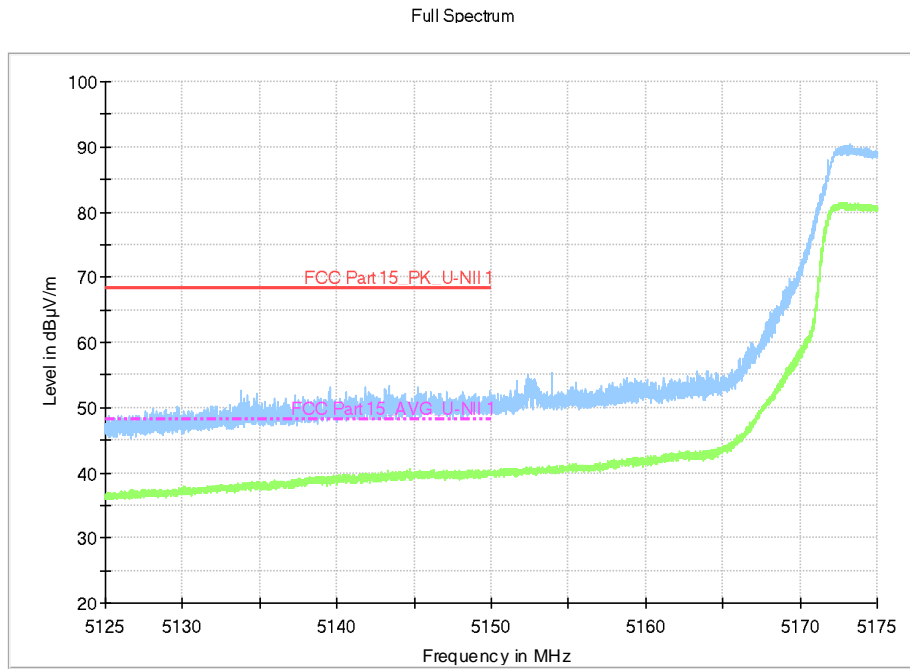


Fig.76 Band Edges (802.11ac-HT40, 5190MHz)

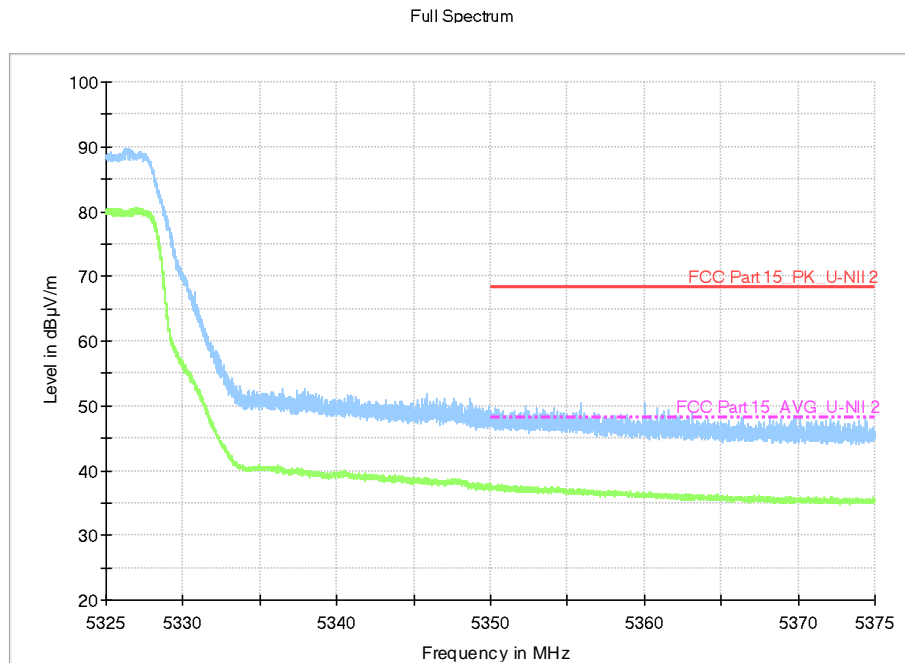


Fig.77 Band Edges (802.11ac-HT40, 5310MHz)

Full Spectrum

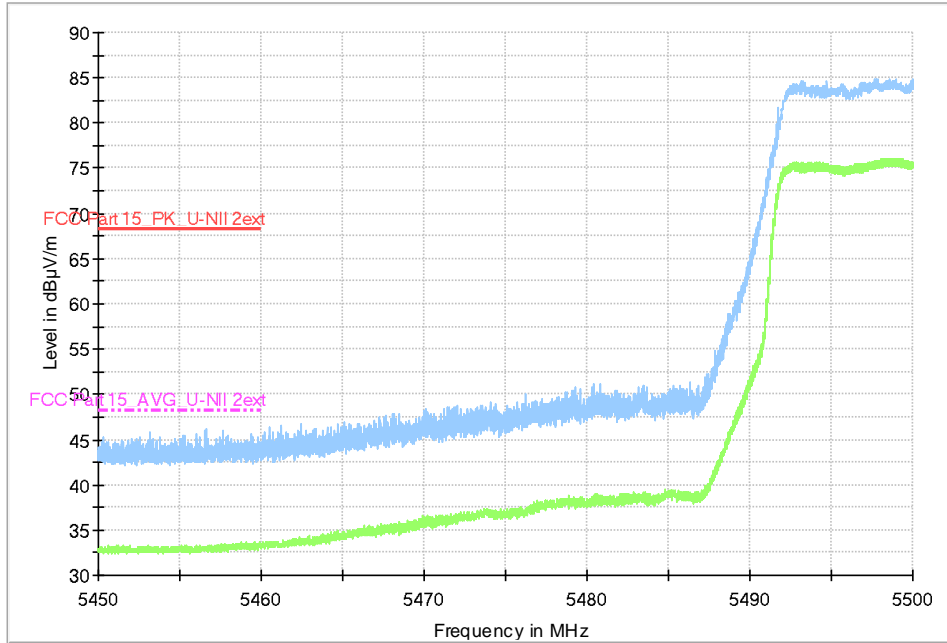


Fig.78 Band Edges (802.11ac-HT40, 5510MHz)

Full Spectrum

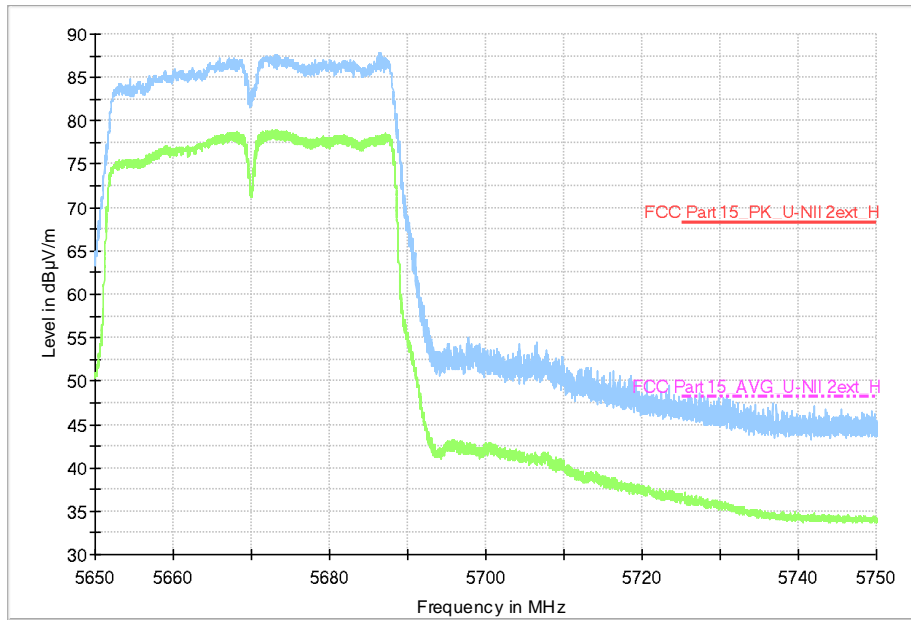


Fig.79 Band Edges (802.11ac-HT40, 5670MHz)

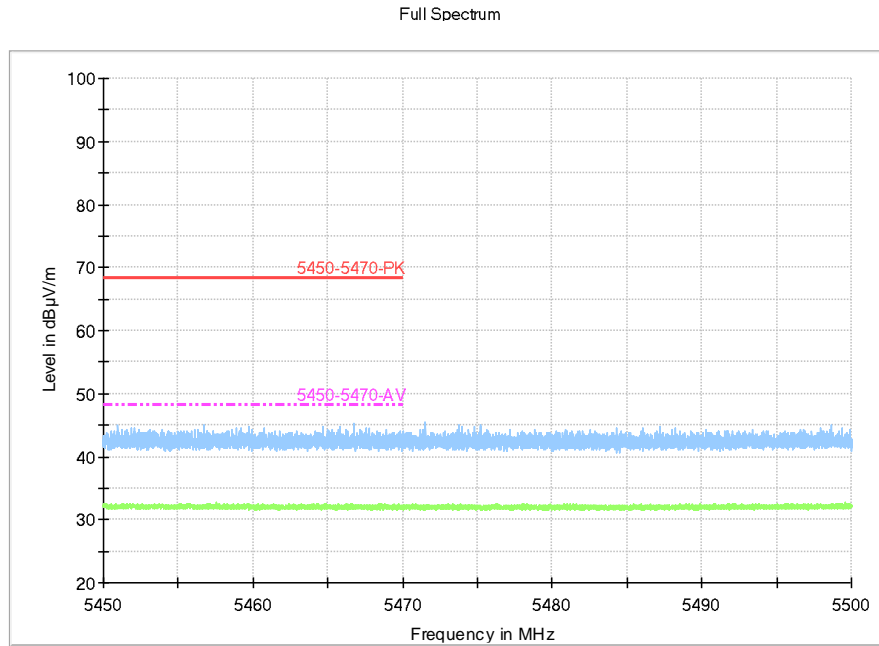


Fig.80 Band Edges (802.11ac-HT40, 5710MHz)

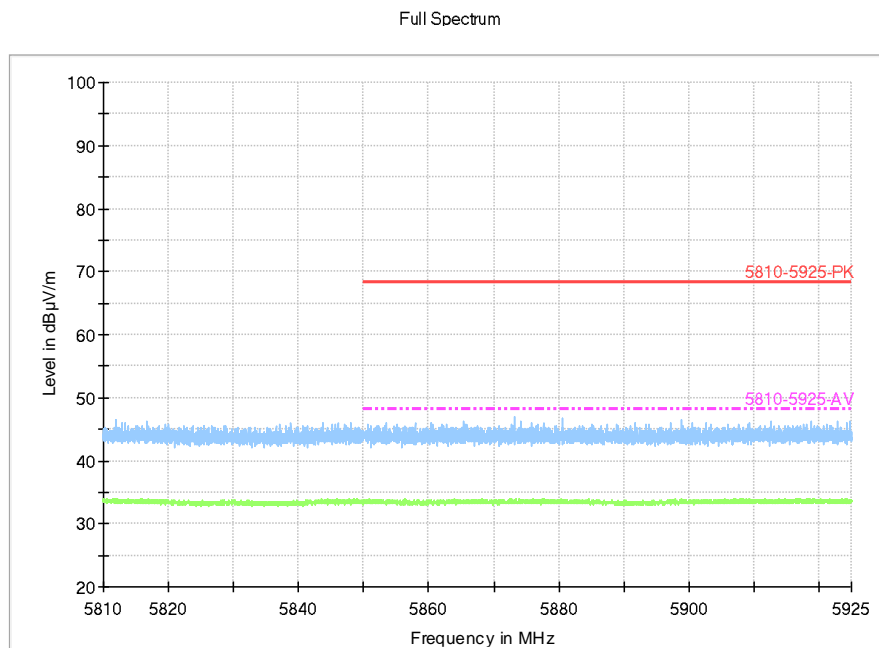


Fig.81 Band Edges (802.11ac-HT40, 5710MHz)

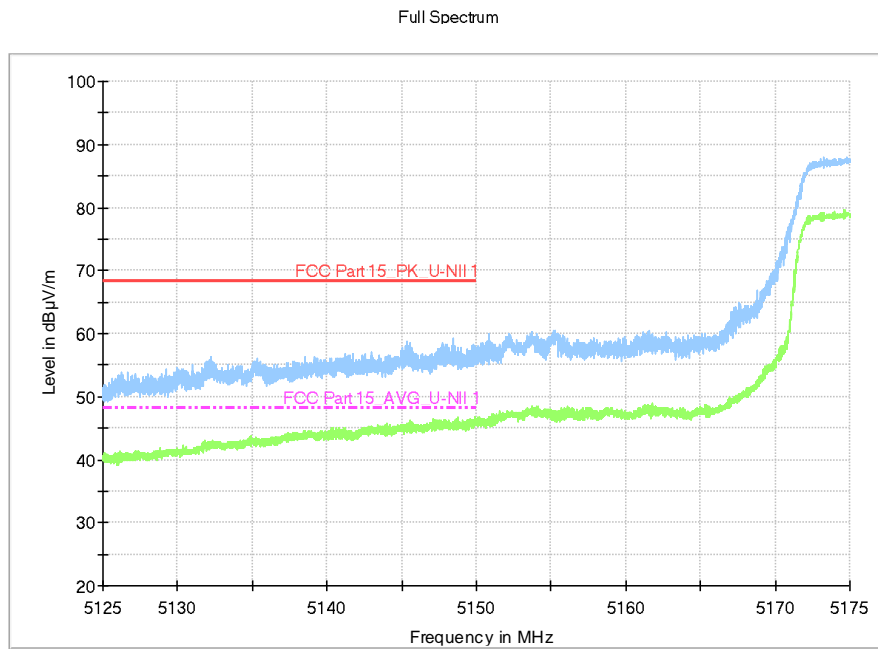


Fig.82 Band Edges (802.11ac-HT80, 5210MHz)

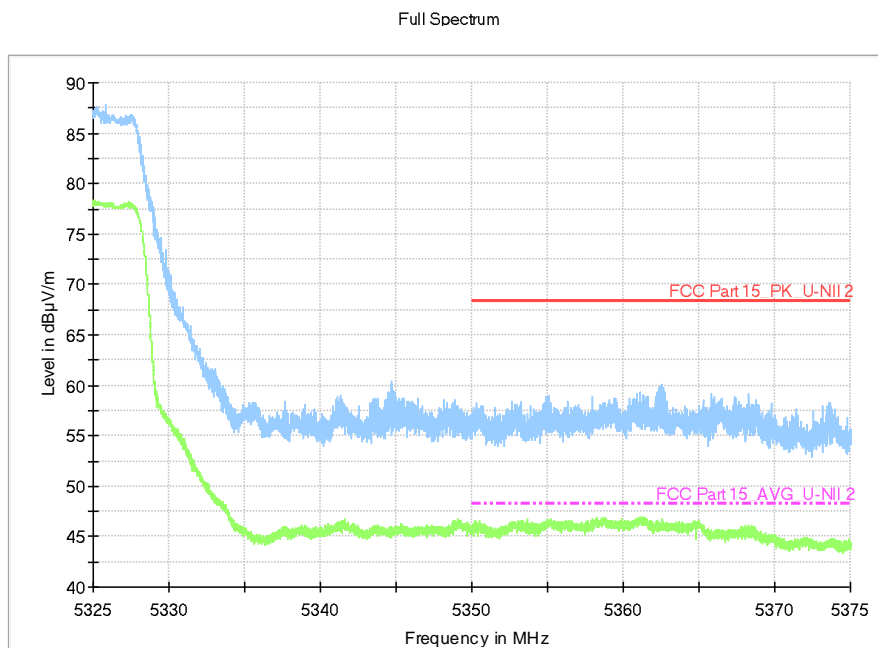


Fig.83 Band Edges (802.11ac-HT80, 5290MHz)

Full Spectrum

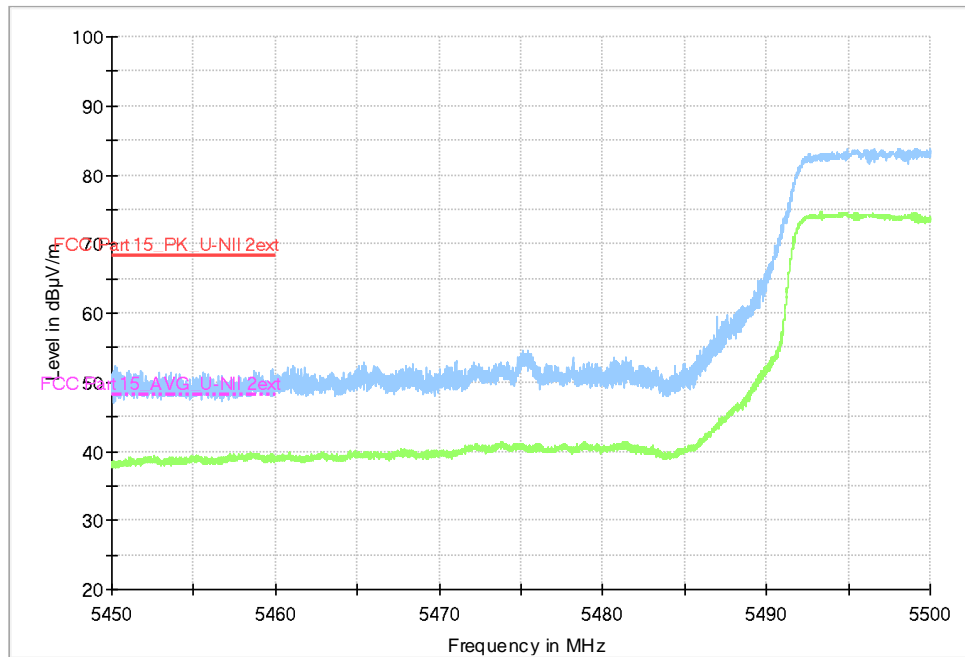


Fig.84 Band Edges (802.11ac-HT80, 5530MHz)

Full Spectrum

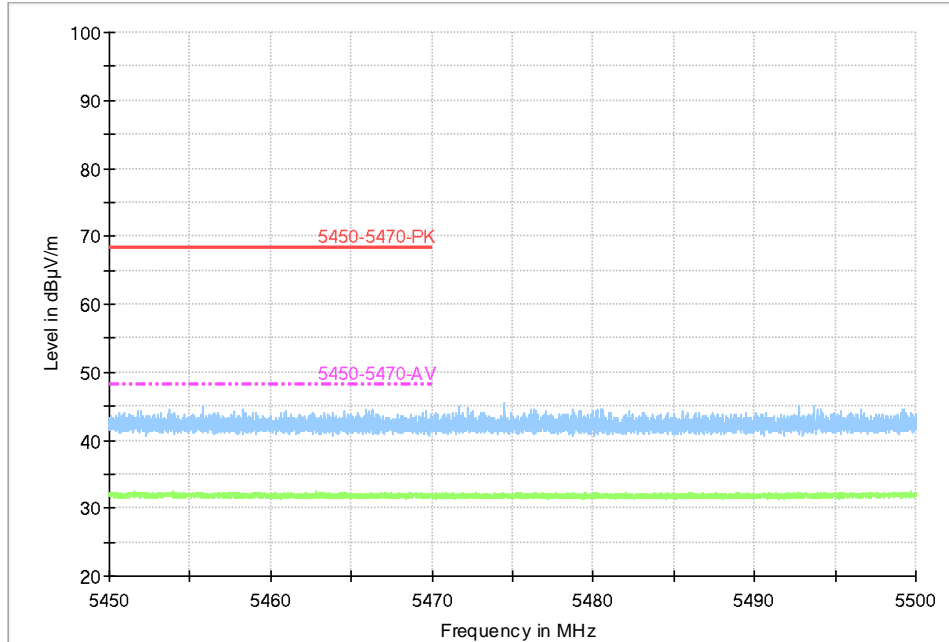


Fig.85 Band Edges (802.11ac-HT80, 5690MHz)

Full Spectrum

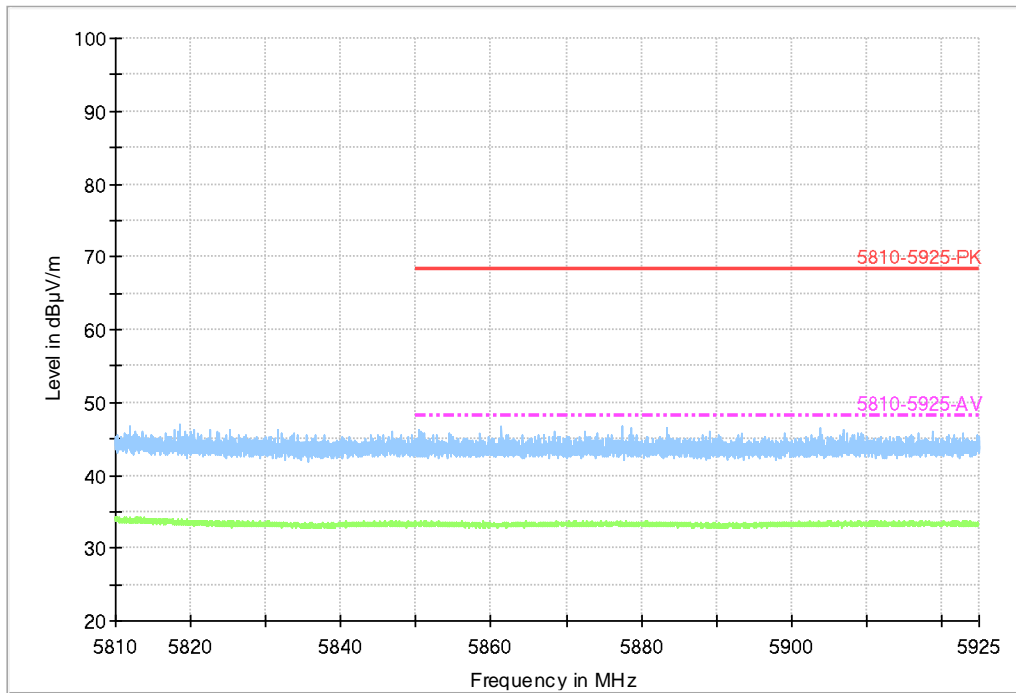


Fig.86 Band Edges (802.11ac-HT80, 5690MHz)

A.6. Transmitter Spurious Emission

Measurement Limit:

Standard	Limit
FCC 47 CFR Part 15.407	-27 dBm/MHz

The measurement is made according to KDB 789033

In addition, radiated emissions which fall in the restricted bands, as defined in § 15.205(a), must also comply with the radiated emission limits specified in § 15.209(a) (see § 15.205(c)).

Limit in restricted band:

Frequency of emission (MHz)	Field strength(dBμV/m)	Measurement distance(m)
30-88	40.0	3
88-216	43.5	3
216-960	46.0	3
Above 960	54.0	3

Note: for frequency range below 960MHz, the limit in 15.209 is defined in 10m test distance. The limit used above is calculated from 10m to 3m

Measurement uncertainty:

Expanded measurement uncertainty for this test item is $U = 3.9\text{dB}$, $k=2$.

Measurement Results:

Conclusion: PASS

Note:

A "reference path loss" is established and the A_{Rpl} is the attenuation of "reference path loss", and including the cable loss(the gain of the preamplifier), the gain of receive antenna.

P_{Mea} is the field strength recorded from the instrument.

The measurement results are obtained as described below:

Result= $P_{Mea}+A_{Rpl}= P_{Mea}+Cable\ Loss+Antenna\ Factor$

Average
802.11a

Channel 36

Frequency (MHz)	Measurement Result (dB μ V/m)	Cable loss (dB)	Antenna Factor (dB/m)	Receiver Reading (dB μ V)	Antenna Pol. (H/V)
17951.6	36.6	-25.5	43.4	18.7	V
17941.7	36.4	-25.5	43.4	18.5	H
17947.2	36.4	-25.5	43.4	18.5	H
17952.7	36.4	-25.5	43.4	18.5	V
17969.2	36.4	-25.5	43.4	18.5	H
5146.8	38.1	-17.0	33.4	21.7	V

Channel 40

Frequency (MHz)	Measurement Result (dB μ V/m)	Cable loss (dB)	Antenna Factor (dB/m)	Receiver Reading (dB μ V)	Antenna Pol. (H/V)
17972.5	36.5	-25.5	43.4	18.6	V
17983.5	36.5	-25.5	43.4	18.6	V
17989.0	36.5	-25.5	43.4	18.6	H
17994.5	36.5	-25.5	43.4	18.6	V
17939.5	36.4	-25.5	43.4	18.5	V
17947.2	36.4	-25.5	43.4	18.5	V

Channel 48

Frequency (MHz)	Measurement Result (dB μ V/m)	Cable loss (dB)	Antenna Factor (dB/m)	Receiver Reading (dB μ V)	Antenna Pol. (H/V)
17932.9	36.6	-25.5	43.4	18.7	V
17946.1	36.6	-25.5	43.4	18.7	V
17993.4	36.6	-25.5	43.4	18.7	H
17952.7	36.5	-25.5	43.4	18.6	V
17967.0	36.5	-25.5	43.4	18.6	H
17975.8	36.5	-25.5	43.4	18.6	H

Channel 52

Frequency (MHz)	Measurement Result (dB μ V/m)	Cable loss (dB)	Antenna Factor (dB/m)	Receiver Reading (dB μ V)	Antenna Pol. (H/V)
17990.1	36.3	-25.5	43.4	18.4	H
17974.7	36.1	-25.5	43.4	18.2	V
17945.0	36.0	-25.5	43.4	18.1	V
17970.3	36.0	-25.5	43.4	18.1	H
17982.4	36.0	-25.5	43.4	18.1	V
17989.0	36.0	-25.5	43.4	18.1	V

Channel 56

Frequency (MHz)	Measurement Result (dB μ V/m)	Cable loss (dB)	Antenna Factor (dB/m)	Receiver Reading (dB μ V)	Antenna Pol. (H/V)
17996.7	36.2	-25.5	43.4	18.3	H
17945.0	36.1	-25.5	43.4	18.2	H
17962.6	36.1	-25.5	43.4	18.2	V
17990.1	36.1	-25.5	43.4	18.2	V
17893.3	36.0	-25.5	43.4	18.1	H
17932.9	36.0	-25.5	43.4	18.1	H

Channel 64

Frequency (MHz)	Measurement Result (dB μ V/m)	Cable loss (dB)	Antenna Factor (dB/m)	Receiver Reading (dB μ V)	Antenna Pol. (H/V)
17945.0	36.2	-25.5	43.4	18.3	V
17947.2	36.2	-25.5	43.4	18.3	V
17948.3	36.2	-25.5	43.4	18.3	H
17965.9	36.2	-25.5	43.4	18.3	V
17979.1	36.2	-25.5	43.4	18.3	H
5350.1	36.1	-16.9	33.4	19.6	V

Channel 100

Frequency (MHz)	Measurement Result (dB μ V/m)	Cable loss (dB)	Antenna Factor (dB/m)	Receiver Reading (dB μ V)	Antenna Pol. (H/V)
17945.0	36.4	-25.5	43.4	18.5	H
17943.9	36.3	-25.5	43.4	18.4	V
17972.5	36.3	-25.5	43.4	18.4	H
17983.5	36.2	-25.5	43.4	18.3	V
17984.6	36.2	-25.5	43.4	18.3	V
5455.3	32.5	-16.8	33.4	15.9	H

Channel 120

Frequency (MHz)	Measurement Result (dB μ V/m)	Cable loss (dB)	Antenna Factor (dB/m)	Receiver Reading (dB μ V)	Antenna Pol. (H/V)
17957.1	36.6	-25.5	43.4	18.7	H
17983.5	36.6	-25.5	43.4	18.7	V
17961.5	36.5	-25.5	43.4	18.6	V
17976.9	36.4	-25.5	43.4	18.5	H
17994.5	36.4	-25.5	43.4	18.5	H
17975.8	36.3	-25.5	43.4	18.4	H

Channel 140

Frequency (MHz)	Measurement Result (dB μ V/m)	Cable loss (dB)	Antenna Factor (dB/m)	Receiver Reading (dB μ V)	Antenna Pol. (H/V)
17969.2	36.5	-25.5	43.4	18.6	V
17982.4	36.5	-25.5	43.4	18.6	H
17997.8	36.4	-25.5	43.4	18.5	V
17937.3	36.3	-25.5	43.4	18.4	V
17996.7	36.3	-25.5	43.4	18.4	V
5726.2	39.6	-16.3	34.2	21.7	V

802.11n-HT20

Channel 36

Frequency (MHz)	Measurement Result (dB μ V/m)	Cable loss (dB)	Antenna Factor (dB/m)	Receiver Reading (dB μ V)	Antenna Pol. (H/V)
17935.1	36.6	-25.5	43.4	18.7	H
17948.3	36.5	-25.5	43.4	18.6	H
17954.9	36.5	-25.5	43.4	18.6	V
17960.4	36.5	-25.5	43.4	18.6	H
17967.0	36.5	-25.5	43.4	18.6	V
5148.9	36.7	-17.0	33.4	20.3	H

Channel 40

Frequency (MHz)	Measurement Result (dB μ V/m)	Cable loss (dB)	Antenna Factor (dB/m)	Receiver Reading (dB μ V)	Antenna Pol. (H/V)
17946.1	36.6	-25.5	43.4	18.7	H
17974.7	36.6	-25.5	43.4	18.7	H
17983.5	36.6	-25.5	43.4	18.7	V
17935.1	36.5	-25.5	43.4	18.6	H
17940.6	36.5	-25.5	43.4	18.6	H
17963.7	36.5	-25.5	43.4	18.6	H

Channel 48

Frequency (MHz)	Measurement Result (dB μ V/m)	Cable loss (dB)	Antenna Factor (dB/m)	Receiver Reading (dB μ V)	Antenna Pol. (H/V)
17956.0	36.8	-25.5	43.4	18.9	V
17938.4	36.6	-25.5	43.4	18.7	H
17945.0	36.6	-25.5	43.4	18.7	H
17951.6	36.6	-25.5	43.4	18.7	H
17962.6	36.6	-25.5	43.4	18.7	H
17968.1	36.6	-25.5	43.4	18.7	H

Channel 52

Frequency (MHz)	Measurement Result (dB μ V/m)	Cable loss (dB)	Antenna Factor (dB/m)	Receiver Reading (dB μ V)	Antenna Pol. (H/V)
17962.6	36.3	-25.5	43.4	18.4	V
17979.1	36.3	-25.5	43.4	18.4	H
17937.3	36.2	-25.5	43.4	18.3	V
17943.9	36.2	-25.5	43.4	18.3	V
17951.6	36.2	-25.5	43.4	18.3	V
17969.2	36.2	-25.5	43.4	18.3	V

Channel 56

Frequency (MHz)	Measurement Result (dB μ V/m)	Cable loss (dB)	Antenna Factor (dB/m)	Receiver Reading (dB μ V)	Antenna Pol. (H/V)
17956.0	36.5	-25.5	43.4	18.6	V
17992.3	36.5	-25.5	43.4	18.6	V
17972.5	36.4	-25.5	43.4	18.5	H
17996.7	36.4	-25.5	43.4	18.5	H
17961.5	36.2	-25.5	43.4	18.3	H
17993.4	36.2	-25.5	43.4	18.3	H

Channel 64

Frequency (MHz)	Measurement Result (dB μ V/m)	Cable loss (dB)	Antenna Factor (dB/m)	Receiver Reading (dB μ V)	Antenna Pol. (H/V)
17952.7	36.4	-25.5	43.4	18.5	V
17956.0	36.4	-25.5	43.4	18.5	H
17985.7	36.4	-25.5	43.4	18.5	H
17987.9	36.4	-25.5	43.4	18.5	H
17971.4	36.3	-25.5	43.4	18.4	V
5351.6	36.4	-16.9	33.4	19.9	V

Channel 100

Frequency (MHz)	Measurement Result (dB μ V/m)	Cable loss (dB)	Antenna Factor (dB/m)	Receiver Reading (dB μ V)	Antenna Pol. (H/V)
17975.8	36.8	-25.5	43.4	18.9	V
17953.8	36.4	-25.5	43.4	18.5	V
17990.1	36.4	-25.5	43.4	18.5	H
17980.2	36.3	-25.5	43.4	18.4	V
17996.7	36.3	-25.5	43.4	18.4	V
5452.2	32.9	-16.8	33.4	16.3	V

Channel 120

Frequency (MHz)	Measurement Result (dB μ V/m)	Cable loss (dB)	Antenna Factor (dB/m)	Receiver Reading (dB μ V)	Antenna Pol. (H/V)
17978.0	36.4	-25.5	43.4	18.5	H
17967.0	36.3	-25.5	43.4	18.4	V
17971.4	36.3	-25.5	43.4	18.4	H
17979.1	36.3	-25.5	43.4	18.4	V
17985.7	36.3	-25.5	43.4	18.4	V
17994.5	36.3	-25.5	43.4	18.4	H

Channel 140

Frequency (MHz)	Measurement Result (dB μ V/m)	Cable loss (dB)	Antenna Factor (dB/m)	Receiver Reading (dB μ V)	Antenna Pol. (H/V)
17964.8	36.6	-25.5	43.4	18.7	H
17969.2	36.5	-25.5	43.4	18.6	H
17950.5	36.4	-25.5	43.4	18.5	V
17938.4	36.3	-25.5	43.4	18.4	H
17949.4	36.3	-25.5	43.4	18.4	V
5725.3	41.5	-16.3	34.2	23.6	V

802.11n-HT40

Channel 38

Frequency (MHz)	Measurement Result (dB μ V/m)	Cable loss (dB)	Antenna Factor (dB/m)	Receiver Reading (dB μ V)	Antenna Pol. (H/V)
17950.5	36.7	-25.5	43.4	18.8	H
17951.6	36.7	-25.5	43.4	18.8	V
17956.0	36.7	-25.5	43.4	18.8	H
17957.1	36.6	-25.5	43.4	18.7	H
17982.4	36.6	-25.5	43.4	18.7	V
5149.8	47.9	-17.0	33.4	31.5	V

Channel 46

Frequency (MHz)	Measurement Result (dB μ V/m)	Cable loss (dB)	Antenna Factor (dB/m)	Receiver Reading (dB μ V)	Antenna Pol. (H/V)
17970.3	36.9	-25.5	43.4	19.0	V
17994.5	36.8	-25.5	43.4	18.9	V
17852.6	36.7	-25.5	43.4	18.8	H
17941.7	36.7	-25.5	43.4	18.8	V
17968.1	36.7	-25.5	43.4	18.8	H
17979.1	36.7	-25.5	43.4	18.8	V

Channel 54

Frequency (MHz)	Measurement Result (dB μ V/m)	Cable loss (dB)	Antenna Factor (dB/m)	Receiver Reading (dB μ V)	Antenna Pol. (H/V)
17956.0	36.4	-25.5	43.4	18.5	H
17969.2	36.4	-25.5	43.4	18.5	H
17975.8	36.4	-25.5	43.4	18.5	V
17987.9	36.4	-25.5	43.4	18.5	H
17901.0	36.3	-25.5	43.4	18.4	H
17929.6	36.3	-25.5	43.4	18.4	H

Channel 62

Frequency (MHz)	Measurement Result (dB μ V/m)	Cable loss (dB)	Antenna Factor (dB/m)	Receiver Reading (dB μ V)	Antenna Pol. (H/V)
17960.4	36.7	-25.5	43.4	18.8	H
17989.0	36.5	-25.5	43.4	18.6	H
17954.9	36.4	-25.5	43.4	18.5	H
17979.1	36.4	-25.5	43.4	18.5	H
17992.3	36.4	-25.5	43.4	18.5	H
5352.6	37.5	-16.9	33.4	21.0	V

Channel 102

Frequency (MHz)	Measurement Result (dB μ V/m)	Cable loss (dB)	Antenna Factor (dB/m)	Receiver Reading (dB μ V)	Antenna Pol. (H/V)
17942.8	36.5	-25.5	43.4	18.6	V
17949.4	36.4	-25.5	43.4	18.5	V
17950.5	36.4	-25.5	43.4	18.5	H
17975.8	36.4	-25.5	43.4	18.5	V
17932.9	36.3	-25.5	43.4	18.4	H
5458.4	33.5	-16.8	33.4	16.9	V

Channel 118

Frequency (MHz)	Measurement Result (dB μ V/m)	Cable loss (dB)	Antenna Factor (dB/m)	Receiver Reading (dB μ V)	Antenna Pol. (H/V)
17954.9	36.5	-25.5	43.4	18.6	V
17940.6	36.4	-25.5	43.4	18.5	H
17951.6	36.4	-25.5	43.4	18.5	V
17953.8	36.4	-25.5	43.4	18.5	H
17957.1	36.4	-25.5	43.4	18.5	H
17959.3	36.4	-25.5	43.4	18.5	H

Channel 134

Frequency (MHz)	Measurement Result (dB μ V/m)	Cable loss (dB)	Antenna Factor (dB/m)	Receiver Reading (dB μ V)	Antenna Pol. (H/V)
17948.3	36.7	-25.5	43.4	18.8	V
17975.8	36.7	-25.5	43.4	18.8	H
17963.7	36.6	-25.5	43.4	18.7	V
17981.3	36.6	-25.5	43.4	18.7	H
17953.8	36.5	-25.5	43.4	18.6	H
5725.2	37.0	-16.3	34.2	19.1	V

802.11ac-HT20

Channel 36

Frequency (MHz)	Measurement Result (dB μ V/m)	Cable loss (dB)	Antenna Factor (dB/m)	Receiver Reading (dB μ V)	Antenna Pol. (H/V)
17994.5	36.8	-25.5	43.4	18.9	V
17960.4	36.7	-25.5	43.4	18.8	V
17970.3	36.7	-25.5	43.4	18.8	V
17976.9	36.7	-25.5	43.4	18.8	H
17927.4	36.6	-25.5	43.4	18.7	V
5148.2	37.3	-17.0	33.4	20.9	V

Channel 40

Frequency (MHz)	Measurement Result (dB μ V/m)	Cable loss (dB)	Antenna Factor (dB/m)	Receiver Reading (dB μ V)	Antenna Pol. (H/V)
17969.2	36.7	-25.5	43.4	18.8	H
17985.7	36.7	-25.5	43.4	18.8	V
17940.6	36.6	-25.5	43.4	18.7	H
17947.2	36.6	-25.5	43.4	18.7	H
17967.0	36.6	-25.5	43.4	18.7	V
17989.0	36.6	-25.5	43.4	18.7	V

Channel 48

Frequency (MHz)	Measurement Result (dB μ V/m)	Cable loss (dB)	Antenna Factor (dB/m)	Receiver Reading (dB μ V)	Antenna Pol. (H/V)
17983.5	36.7	-25.5	43.4	18.8	H
17987.9	36.7	-25.5	43.4	18.8	H
17923.0	36.6	-25.5	43.4	18.7	V
17935.1	36.6	-25.5	43.4	18.7	H
17968.1	36.6	-25.5	43.4	18.7	V
17969.2	36.6	-25.5	43.4	18.7	H

Channel 52

Frequency (MHz)	Measurement Result (dB μ V/m)	Cable loss (dB)	Antenna Factor (dB/m)	Receiver Reading (dB μ V)	Antenna Pol. (H/V)
17978.0	36.5	-25.5	43.4	18.6	H
17967.0	36.4	-25.5	43.4	18.5	V
17975.8	36.4	-25.5	43.4	18.5	V
17976.9	36.4	-25.5	43.4	18.5	H
17958.2	36.3	-25.5	43.4	18.4	V
17959.3	36.3	-25.5	43.4	18.4	V

Channel 56

Frequency (MHz)	Measurement Result (dB μ V/m)	Cable loss (dB)	Antenna Factor (dB/m)	Receiver Reading (dB μ V)	Antenna Pol. (H/V)
17975.8	36.5	-25.5	43.4	18.6	H
17997.8	36.5	-25.5	43.4	18.6	V
17951.6	36.4	-25.5	43.4	18.5	H
17978.0	36.4	-25.5	43.4	18.5	V
17991.2	36.4	-25.5	43.4	18.5	H
17919.7	36.3	-25.5	43.4	18.4	V

Channel 64

Frequency (MHz)	Measurement Result (dB μ V/m)	Cable loss (dB)	Antenna Factor (dB/m)	Receiver Reading (dB μ V)	Antenna Pol. (H/V)
17968.1	36.4	-25.5	43.4	18.5	H
17918.6	36.3	-25.5	43.4	18.4	H
17942.8	36.3	-25.5	43.4	18.4	H
17954.9	36.3	-25.5	43.4	18.4	H
17965.9	36.3	-25.5	43.4	18.4	V
5350.0	36.8	-16.9	33.4	20.3	V

Channel 100

Frequency (MHz)	Measurement Result (dB μ V/m)	Cable loss (dB)	Antenna Factor (dB/m)	Receiver Reading (dB μ V)	Antenna Pol. (H/V)
17968.1	36.5	-25.5	43.4	18.6	H
17943.9	36.4	-25.5	43.4	18.5	H
17976.9	36.4	-25.5	43.4	18.5	V
17989.0	36.4	-25.5	43.4	18.5	H
17937.3	36.3	-25.5	43.4	18.4	V
5452.4	35.7	-16.8	33.4	19.1	V

Channel 120

Frequency (MHz)	Measurement Result (dB μ V/m)	Cable loss (dB)	Antenna Factor (dB/m)	Receiver Reading (dB μ V)	Antenna Pol. (H/V)
17957.1	36.5	-25.5	43.4	18.6	V
17950.5	36.4	-25.5	43.4	18.5	H
17961.5	36.4	-25.5	43.4	18.5	V
17908.7	36.3	-25.5	43.4	18.4	H
17932.9	36.3	-25.5	43.4	18.4	H
17949.4	36.3	-25.5	43.4	18.4	V

Channel 140

Frequency (MHz)	Measurement Result (dB μ V/m)	Cable loss (dB)	Antenna Factor (dB/m)	Receiver Reading (dB μ V)	Antenna Pol. (H/V)
17942.8	36.5	-25.5	43.4	18.6	V
17950.5	36.5	-25.5	43.4	18.6	V
17980.2	36.5	-25.5	43.4	18.6	H
17982.4	36.5	-25.5	43.4	18.6	V
17940.6	36.4	-25.5	43.4	18.5	H
5725.0	40.5	-16.3	34.2	22.6	V

802.11ac-HT40

Channel 38

Frequency (MHz)	Measurement Result (dB μ V/m)	Cable loss (dB)	Antenna Factor (dB/m)	Receiver Reading (dB μ V)	Antenna Pol. (H/V)
17923.0	36.7	-25.5	43.4	18.8	H
17948.3	36.7	-25.5	43.4	18.8	V
17930.7	36.6	-25.5	43.4	18.7	V
17953.8	36.6	-25.5	43.4	18.7	H
17958.2	36.6	-25.5	43.4	18.7	H
5144.8	40.5	-17.0	33.4	24.1	V

Channel 46

Frequency (MHz)	Measurement Result (dB μ V/m)	Cable loss (dB)	Antenna Factor (dB/m)	Receiver Reading (dB μ V)	Antenna Pol. (H/V)
17982.4	36.8	-25.5	43.4	18.9	H
17941.7	36.7	-25.5	43.4	18.8	H
17952.7	36.7	-25.5	43.4	18.8	H
17971.4	36.7	-25.5	43.4	18.8	V
17974.7	36.7	-25.5	43.4	18.8	V
17975.8	36.7	-25.5	43.4	18.8	H

Channel 54

Frequency (MHz)	Measurement Result (dB μ V/m)	Cable loss (dB)	Antenna Factor (dB/m)	Receiver Reading (dB μ V)	Antenna Pol. (H/V)
17884.5	36.5	-25.5	43.4	18.6	H
17970.3	36.5	-25.5	43.4	18.6	V
17974.7	36.5	-25.5	43.4	18.6	V
17987.9	36.5	-25.5	43.4	18.6	H
17937.3	36.4	-25.5	43.4	18.5	V
17947.2	36.4	-25.5	43.4	18.5	H

Channel 62

Frequency (MHz)	Measurement Result (dB μ V/m)	Cable loss (dB)	Antenna Factor (dB/m)	Receiver Reading (dB μ V)	Antenna Pol. (H/V)
17952.7	36.6	-25.5	43.4	18.7	H
17984.6	36.6	-25.5	43.4	18.7	H
17978.0	36.5	-25.5	43.4	18.6	V
17965.9	36.4	-25.5	43.4	18.5	V
17973.6	36.4	-25.5	43.4	18.5	H
5350.0	37.8	-16.9	33.4	21.3	V

Channel 102

Frequency (MHz)	Measurement Result (dB μ V/m)	Cable loss (dB)	Antenna Factor (dB/m)	Receiver Reading (dB μ V)	Antenna Pol. (H/V)
17969.2	36.6	-25.5	43.4	18.7	H
17974.7	36.6	-25.5	43.4	18.7	V
17949.4	36.4	-25.5	43.4	18.5	H
17950.5	36.4	-25.5	43.4	18.5	H
17964.8	36.4	-25.5	43.4	18.5	V
5459.3	33.6	-16.8	33.4	17.0	H

Channel 118

Frequency (MHz)	Measurement Result (dB μ V/m)	Cable loss (dB)	Antenna Factor (dB/m)	Receiver Reading (dB μ V)	Antenna Pol. (H/V)
17982.4	36.6	-25.5	43.4	18.7	V
17975.8	36.5	-25.5	43.4	18.6	V
17949.4	36.4	-25.5	43.4	18.5	H
17965.9	36.4	-25.5	43.4	18.5	H
17971.4	36.4	-25.5	43.4	18.5	H
17947.2	36.3	-25.5	43.4	18.4	V

Channel 134

Frequency (MHz)	Measurement Result (dB μ V/m)	Cable loss (dB)	Antenna Factor (dB/m)	Receiver Reading (dB μ V)	Antenna Pol. (H/V)
17963.7	36.5	-25.5	43.4	18.6	H
17976.9	36.5	-25.5	43.4	18.6	V
17942.8	36.4	-25.5	43.4	18.5	H
17948.3	36.4	-25.5	43.4	18.5	H
17949.4	36.4	-25.5	43.4	18.5	H
5725.5	37.1	-16.3	34.2	19.2	V

802.11ac-HT80

Channel 42

Frequency (MHz)	Measurement Result (dB μ V/m)	Cable loss (dB)	Antenna Factor (dB/m)	Receiver Reading (dB μ V)	Antenna Pol. (H/V)
17975.8	36.3	-25.5	43.4	18.4	V
17980.2	36.1	-25.5	43.4	18.2	H
17990.1	36.0	-25.5	43.4	18.1	V
17905.4	35.9	-25.5	43.4	18.0	H
17974.7	35.9	-25.5	43.4	18.0	H
5148.7	46.7	-17.0	33.4	30.3	V

Channel 58

Frequency (MHz)	Measurement Result (dB μ V/m)	Cable loss (dB)	Antenna Factor (dB/m)	Receiver Reading (dB μ V)	Antenna Pol. (H/V)
17985.7	36.1	-25.5	43.4	18.2	H
17957.1	36.0	-25.5	43.4	18.1	V
17976.9	36.0	-25.5	43.4	18.1	H
17983.5	36.0	-25.5	43.4	18.1	V
17984.6	36.0	-25.5	43.4	18.1	V
5361.1	47.0	-16.9	33.4	30.5	V

Channel 106

Frequency (MHz)	Measurement Result (dB μ V/m)	Cable loss (dB)	Antenna Factor (dB/m)	Receiver Reading (dB μ V)	Antenna Pol. (H/V)
17985.7	36.1	-25.5	43.4	18.2	H
17974.7	36.0	-25.5	43.4	18.1	V
17983.5	36.0	-25.5	43.4	18.1	V
17965.9	35.9	-25.5	43.4	18.0	V
17970.3	35.8	-25.5	43.4	17.9	V
5458.2	39.7	-16.8	33.4	23.1	V

Peak
802.11a
Channel 36

Frequency (MHz)	Measurement Result (dB μ V/m)	Cable loss (dB)	Antenna Factor (dB/m)	Receiver Reading (dB μ V)	Antenna Pol. (H/V)
17996.7	48.7	-25.5	43.4	30.8	H
17642.5	48.5	-25.7	43.4	30.8	V
17986.8	48.4	-25.5	43.4	30.5	H
17891.1	48.3	-25.5	43.4	30.4	H
17909.8	48.2	-25.5	43.4	30.3	V
5146.7	51.2	-17.0	33.4	34.8	V

Channel 40

Frequency (MHz)	Measurement Result (dB μ V/m)	Cable loss (dB)	Antenna Factor (dB/m)	Receiver Reading (dB μ V)	Antenna Pol. (H/V)
17896.6	49.0	-25.5	43.4	31.1	V
17919.7	48.9	-25.5	43.4	31.0	V
17697.5	48.8	-25.7	43.4	31.1	H
17959.3	48.7	-25.5	43.4	30.8	V
17303.7	48.3	-25.9	40.1	34.1	V
17960.4	48.2	-25.5	43.4	30.3	V

Channel 48

Frequency (MHz)	Measurement Result (dB μ V/m)	Cable loss (dB)	Antenna Factor (dB/m)	Receiver Reading (dB μ V)	Antenna Pol. (H/V)
17973.6	48.8	-25.5	43.4	30.9	V
17975.8	48.6	-25.5	43.4	30.7	H
17927.4	48.5	-25.5	43.4	30.6	H
17830.6	48.4	-25.5	43.4	30.5	H
17633.7	48.3	-25.7	43.4	30.6	V
17147.5	48.1	-26.6	40.1	34.6	V

Channel 52

Frequency (MHz)	Measurement Result (dB μ V/m)	Cable loss (dB)	Antenna Factor (dB/m)	Receiver Reading (dB μ V)	Antenna Pol. (H/V)
17978.0	48.6	-25.5	43.4	30.7	V
17344.4	48.5	-25.9	40.1	34.3	H
17960.4	48.4	-25.5	43.4	30.5	V
17972.5	48.0	-25.5	43.4	30.1	H
17935.1	47.9	-25.5	43.4	30.0	V
17886.7	47.8	-25.5	43.4	29.9	V

Channel 56

Frequency (MHz)	Measurement Result (dB μ V/m)	Cable loss (dB)	Antenna Factor (dB/m)	Receiver Reading (dB μ V)	Antenna Pol. (H/V)
17930.7	48.5	-25.5	43.4	30.6	V
17718.4	48.3	-25.7	43.4	30.6	H
17953.8	48.2	-25.5	43.4	30.3	H
17530.3	48.1	-26.9	43.4	31.6	H
17997.8	48.1	-25.5	43.4	30.2	V
17732.7	47.9	-25.7	43.4	30.2	V

Channel 64

Frequency (MHz)	Measurement Result (dB μ V/m)	Cable loss (dB)	Antenna Factor (dB/m)	Receiver Reading (dB μ V)	Antenna Pol. (H/V)
17964.8	48.7	-25.5	43.4	30.8	V
17948.3	48.6	-25.5	43.4	30.7	H
17694.2	48.3	-25.7	43.4	30.6	H
17444.5	47.9	-26.9	43.4	31.4	V
17844.9	47.9	-25.5	43.4	30.0	V
5350.9	50.3	-16.9	33.4	33.8	V

Channel 100

Frequency (MHz)	Measurement Result (dB μ V/m)	Cable loss (dB)	Antenna Factor (dB/m)	Receiver Reading (dB μ V)	Antenna Pol. (H/V)
17985.7	48.6	-25.5	43.4	30.7	H
17820.7	48.0	-25.5	43.4	30.1	V
17797.6	47.9	-25.5	43.4	30.0	V
17436.8	47.7	-26.9	43.4	31.2	H
17899.9	47.7	-25.5	43.4	29.8	V
5450.9	45.0	-16.8	33.4	28.4	H

Channel 120

Frequency (MHz)	Measurement Result (dB μ V/m)	Cable loss (dB)	Antenna Factor (dB/m)	Receiver Reading (dB μ V)	Antenna Pol. (H/V)
17979.1	48.3	-25.5	43.4	30.4	H
17844.9	48.1	-25.5	43.4	30.2	V
17755.8	48.0	-25.5	43.4	30.1	H
17960.4	48.0	-25.5	43.4	30.1	H
17817.4	47.9	-25.5	43.4	30.0	H
17876.8	47.9	-25.5	43.4	30.0	H

Channel 140

Frequency (MHz)	Measurement Result (dB μ V/m)	Cable loss (dB)	Antenna Factor (dB/m)	Receiver Reading (dB μ V)	Antenna Pol. (H/V)
17965.9	48.7	-25.5	43.4	30.8	H
17896.6	48.6	-25.5	43.4	30.7	H
17976.9	48.2	-25.5	43.4	30.3	H
17928.5	48.0	-25.5	43.4	30.1	V
17952.7	48.0	-25.5	43.4	30.1	H
5727.0	52.7	-16.3	34.2	34.8	V

802.11n-HT20

Channel 36

Frequency (MHz)	Measurement Result (dB μ V/m)	Cable loss (dB)	Antenna Factor (dB/m)	Receiver Reading (dB μ V)	Antenna Pol. (H/V)
17861.4	48.8	-25.5	43.4	30.9	V
17332.3	48.5	-25.9	40.1	34.3	H
17717.3	48.1	-25.7	43.4	30.4	H
17959.3	48.0	-25.5	43.4	30.1	V
17997.8	48.0	-25.5	43.4	30.1	V
5149.0	51.7	-17.0	33.4	35.3	V

Channel 40

Frequency (MHz)	Measurement Result (dB μ V/m)	Cable loss (dB)	Antenna Factor (dB/m)	Receiver Reading (dB μ V)	Antenna Pol. (H/V)
17320.2	49.4	-25.9	40.1	35.2	H
17916.4	48.9	-25.5	43.4	31.0	H
17390.6	48.5	-26.9	43.4	32.0	V
17978.0	48.2	-25.5	43.4	30.3	H
17561.1	48.1	-26.9	43.4	31.6	V
17782.2	48.1	-25.5	43.4	30.2	H

Channel 48

Frequency (MHz)	Measurement Result (dB μ V/m)	Cable loss (dB)	Antenna Factor (dB/m)	Receiver Reading (dB μ V)	Antenna Pol. (H/V)
17995.6	49.3	-25.5	43.4	31.4	H
17926.3	48.9	-25.5	43.4	31.0	H
17961.5	48.5	-25.5	43.4	30.6	H
17847.1	48.4	-25.5	43.4	30.5	V
17959.3	48.4	-25.5	43.4	30.5	H
17860.3	48.3	-25.5	43.4	30.4	V

Channel 52

Frequency (MHz)	Measurement Result (dB μ V/m)	Cable loss (dB)	Antenna Factor (dB/m)	Receiver Reading (dB μ V)	Antenna Pol. (H/V)
17934.0	48.5	-25.5	43.4	30.6	H
17426.9	48.2	-26.9	43.4	31.7	V
17434.6	48.1	-26.9	43.4	31.6	V
17627.1	48.0	-25.7	43.4	30.3	V
17991.2	48.0	-25.5	43.4	30.1	H
17345.5	47.9	-25.9	40.1	33.7	V

Channel 56

Frequency (MHz)	Measurement Result (dB μ V/m)	Cable loss (dB)	Antenna Factor (dB/m)	Receiver Reading (dB μ V)	Antenna Pol. (H/V)
17639.2	48.1	-25.7	43.4	30.4	V
17870.2	48.0	-25.5	43.4	30.1	V
17962.6	48.0	-25.5	43.4	30.1	V
17820.7	47.9	-25.5	43.4	30.0	H
17832.8	47.9	-25.5	43.4	30.0	V
17956.0	47.9	-25.5	43.4	30.0	V

Channel 64

Frequency (MHz)	Measurement Result (dB μ V/m)	Cable loss (dB)	Antenna Factor (dB/m)	Receiver Reading (dB μ V)	Antenna Pol. (H/V)
17970.3	48.6	-25.5	43.4	30.7	H
17916.4	48.3	-25.5	43.4	30.4	H
17926.3	48.3	-25.5	43.4	30.4	H
17941.7	48.0	-25.5	43.4	30.1	H
17964.8	48.0	-25.5	43.4	30.1	V
5356.2	49.0	-16.9	33.4	32.5	V

Channel 100

Frequency (MHz)	Measurement Result (dB μ V/m)	Cable loss (dB)	Antenna Factor (dB/m)	Receiver Reading (dB μ V)	Antenna Pol. (H/V)
17975.8	48.4	-25.5	43.4	30.5	V
17458.8	48.3	-26.9	43.4	31.8	V
17535.8	48.1	-26.9	43.4	31.6	V
17939.5	48.1	-25.5	43.4	30.2	H
17945.0	48.1	-25.5	43.4	30.2	H
5454.4	45.6	-16.8	33.4	29.0	H

Channel 120

Frequency (MHz)	Measurement Result (dB μ V/m)	Cable loss (dB)	Antenna Factor (dB/m)	Receiver Reading (dB μ V)	Antenna Pol. (H/V)
17386.2	48.7	-25.9	40.1	34.5	H
17903.2	48.7	-25.5	43.4	30.8	V
17763.5	48.6	-25.5	43.4	30.7	H
17895.5	48.5	-25.5	43.4	30.6	V
17949.4	48.4	-25.5	43.4	30.5	V
17981.3	48.4	-25.5	43.4	30.5	V

Channel 140

Frequency (MHz)	Measurement Result (dB μ V/m)	Cable loss (dB)	Antenna Factor (dB/m)	Receiver Reading (dB μ V)	Antenna Pol. (H/V)
17809.7	48.6	-25.5	43.4	30.7	H
17981.3	48.6	-25.5	43.4	30.7	H
17698.6	48.4	-25.7	43.4	30.7	H
17941.7	48.4	-25.5	43.4	30.5	V
17871.3	48.2	-25.5	43.4	30.3	V
5725.1	54.0	-16.3	34.2	36.1	V

802.11n-HT40

Channel 38

Frequency (MHz)	Measurement Result (dB μ V/m)	Cable loss (dB)	Antenna Factor (dB/m)	Receiver Reading (dB μ V)	Antenna Pol. (H/V)
17846.0	48.9	-25.5	43.4	31.0	H
17758.0	48.7	-25.5	43.4	30.8	V
17970.3	48.6	-25.5	43.4	30.7	H
17716.2	48.5	-25.7	43.4	30.8	V
17866.9	48.5	-25.5	43.4	30.6	V
5149.6	59.2	-17.0	33.4	42.8	V

Channel 46

Frequency (MHz)	Measurement Result (dB μ V/m)	Cable loss (dB)	Antenna Factor (dB/m)	Receiver Reading (dB μ V)	Antenna Pol. (H/V)
17543.5	48.8	-26.9	43.4	32.3	V
17796.5	48.5	-25.5	43.4	30.6	H
17809.7	48.5	-25.5	43.4	30.6	H
17885.6	48.4	-25.5	43.4	30.5	V
17971.4	48.4	-25.5	43.4	30.5	V
17756.9	48.3	-25.5	43.4	30.4	V

Channel 54

Frequency (MHz)	Measurement Result (dB μ V/m)	Cable loss (dB)	Antenna Factor (dB/m)	Receiver Reading (dB μ V)	Antenna Pol. (H/V)
17936.2	48.6	-25.5	43.4	30.7	H
17976.9	48.6	-25.5	43.4	30.7	V
17981.3	48.2	-25.5	43.4	30.3	H
17428.0	48.0	-26.9	43.4	31.5	V
17984.6	48.0	-25.5	43.4	30.1	H
17960.4	47.9	-25.5	43.4	30.0	V

Channel 62

Frequency (MHz)	Measurement Result (dB μ V/m)	Cable loss (dB)	Antenna Factor (dB/m)	Receiver Reading (dB μ V)	Antenna Pol. (H/V)
17853.7	48.8	-25.5	43.4	30.9	V
17466.5	48.5	-26.9	43.4	32.0	H
17469.8	48.2	-26.9	43.4	31.7	H
17984.6	48.2	-25.5	43.4	30.3	H
17945.0	48.1	-25.5	43.4	30.2	V
5354.0	52.1	-16.9	33.4	35.6	V

Channel 102

Frequency (MHz)	Measurement Result (dB μ V/m)	Cable loss (dB)	Antenna Factor (dB/m)	Receiver Reading (dB μ V)	Antenna Pol. (H/V)
17924.1	49.1	-25.5	43.4	31.2	V
17882.3	48.4	-25.5	43.4	30.5	H
17822.9	48.3	-25.5	43.4	30.4	H
17424.7	48.2	-26.9	43.4	31.7	V
17902.1	48.2	-25.5	43.4	30.3	V
5459.0	46.3	-16.8	33.4	29.7	H

Channel 118

Frequency (MHz)	Measurement Result (dB μ V/m)	Cable loss (dB)	Antenna Factor (dB/m)	Receiver Reading (dB μ V)	Antenna Pol. (H/V)
17949.4	49.6	-25.5	43.4	31.7	H
17957.1	49.2	-25.5	43.4	31.3	H
17993.4	48.9	-25.5	43.4	31.0	H
17751.4	48.7	-25.5	43.4	30.8	V
17796.5	48.3	-25.5	43.4	30.4	H
17895.5	48.2	-25.5	43.4	30.3	H

Channel 134

Frequency (MHz)	Measurement Result (dB μ V/m)	Cable loss (dB)	Antenna Factor (dB/m)	Receiver Reading (dB μ V)	Antenna Pol. (H/V)
17470.9	48.5	-26.9	43.4	32.0	H
17857.0	48.5	-25.5	43.4	30.6	H
17962.6	48.5	-25.5	43.4	30.6	V
17967.0	48.4	-25.5	43.4	30.5	V
17995.6	48.4	-25.5	43.4	30.5	V
5726.5	48.5	-16.3	34.2	30.6	V

802.11ac-HT20

Channel 36

Frequency (MHz)	Measurement Result (dB μ V/m)	Cable loss (dB)	Antenna Factor (dB/m)	Receiver Reading (dB μ V)	Antenna Pol. (H/V)
17904.3	49.1	-25.5	43.4	31.2	H
17879.0	48.7	-25.5	43.4	30.8	H
17474.2	48.1	-26.9	43.4	31.6	V
17847.1	48.1	-25.5	43.4	30.2	H
17930.7	48.1	-25.5	43.4	30.2	V
5146.5	51.0	-17.0	33.4	34.6	V

Channel 40

Frequency (MHz)	Measurement Result (dB μ V/m)	Cable loss (dB)	Antenna Factor (dB/m)	Receiver Reading (dB μ V)	Antenna Pol. (H/V)
17990.1	49.2	-25.5	43.4	31.3	H
17967.0	49.1	-25.5	43.4	31.2	V
17970.3	49.0	-25.5	43.4	31.1	V
17986.8	48.5	-25.5	43.4	30.6	H
17843.8	48.4	-25.5	43.4	30.5	H
17965.9	48.4	-25.5	43.4	30.5	H

Channel 48

Frequency (MHz)	Measurement Result (dB μ V/m)	Cable loss (dB)	Antenna Factor (dB/m)	Receiver Reading (dB μ V)	Antenna Pol. (H/V)
17967.0	48.8	-25.5	43.4	30.9	V
17586.4	48.5	-25.7	43.4	30.8	H
17853.7	48.5	-25.5	43.4	30.6	H
17950.5	48.5	-25.5	43.4	30.6	H
17961.5	48.4	-25.5	43.4	30.5	H
17730.5	48.2	-25.7	43.4	30.5	H

Channel 52

Frequency (MHz)	Measurement Result (dB μ V/m)	Cable loss (dB)	Antenna Factor (dB/m)	Receiver Reading (dB μ V)	Antenna Pol. (H/V)
17854.8	49.1	-25.5	43.4	31.2	H
17949.4	48.9	-25.5	43.4	31.0	V
17941.7	48.7	-25.5	43.4	30.8	V
17964.8	48.1	-25.5	43.4	30.2	H
17420.3	47.9	-26.9	43.4	31.4	V
17924.1	47.9	-25.5	43.4	30.0	V

Channel 56

Frequency (MHz)	Measurement Result (dB μ V/m)	Cable loss (dB)	Antenna Factor (dB/m)	Receiver Reading (dB μ V)	Antenna Pol. (H/V)
17388.4	48.8	-26.9	43.4	32.3	H
17969.2	48.7	-25.5	43.4	30.8	H
17841.6	48.5	-25.5	43.4	30.6	H
17975.8	48.4	-25.5	43.4	30.5	H
17965.9	48.2	-25.5	43.4	30.3	V
17939.5	48.0	-25.5	43.4	30.1	H

Channel 64

Frequency (MHz)	Measurement Result (dB μ V/m)	Cable loss (dB)	Antenna Factor (dB/m)	Receiver Reading (dB μ V)	Antenna Pol. (H/V)
17956.0	49.9	-25.5	43.4	32.0	H
17971.4	48.4	-25.5	43.4	30.5	H
17813.0	48.3	-25.5	43.4	30.4	H
17965.9	48.3	-25.5	43.4	30.4	V
17960.4	48.2	-25.5	43.4	30.3	V
5350.2	49.9	-16.9	33.4	33.4	V

Channel 100

Frequency (MHz)	Measurement Result (dB μ V/m)	Cable loss (dB)	Antenna Factor (dB/m)	Receiver Reading (dB μ V)	Antenna Pol. (H/V)
17969.2	49.4	-25.5	43.4	31.5	H
17929.6	48.3	-25.5	43.4	30.4	H
17972.5	48.2	-25.5	43.4	30.3	V
17973.6	48.2	-25.5	43.4	30.3	H
17952.7	48.0	-25.5	43.4	30.1	H
5458.6	48.3	-16.8	33.4	31.7	V

Channel 120

Frequency (MHz)	Measurement Result (dB μ V/m)	Cable loss (dB)	Antenna Factor (dB/m)	Receiver Reading (dB μ V)	Antenna Pol. (H/V)
17921.9	48.4	-25.5	43.4	30.5	H
17974.7	48.4	-25.5	43.4	30.5	H
17861.4	48.3	-25.5	43.4	30.4	V
17959.3	48.1	-25.5	43.4	30.2	H
17840.5	48.0	-25.5	43.4	30.1	V
17880.1	48.0	-25.5	43.4	30.1	H

Channel 140

Frequency (MHz)	Measurement Result (dB μ V/m)	Cable loss (dB)	Antenna Factor (dB/m)	Receiver Reading (dB μ V)	Antenna Pol. (H/V)
17980.2	49.1	-25.5	43.4	31.2	H
17544.6	48.3	-26.9	43.4	31.8	H
17827.3	48.2	-25.5	43.4	30.3	V
17859.2	48.0	-25.5	43.4	30.1	V
17978.0	48.0	-25.5	43.4	30.1	H
5726.5	52.9	-16.3	34.2	35.0	V

802.11ac-HT40

Channel 38

Frequency (MHz)	Measurement Result (dB μ V/m)	Cable loss (dB)	Antenna Factor (dB/m)	Receiver Reading (dB μ V)	Antenna Pol. (H/V)
17859.2	48.9	-25.5	43.4	31.0	H
17951.6	48.4	-25.5	43.4	30.5	H
17954.9	48.4	-25.5	43.4	30.5	H
17332.3	48.3	-25.9	40.1	34.1	V
17898.8	48.3	-25.5	43.4	30.4	V
5143.3	53.5	-17.0	33.4	37.1	V

Channel 46

Frequency (MHz)	Measurement Result (dB μ V/m)	Cable loss (dB)	Antenna Factor (dB/m)	Receiver Reading (dB μ V)	Antenna Pol. (H/V)
17992.3	49.1	-25.5	43.4	31.2	V
17930.7	48.8	-25.5	43.4	30.9	V
17318.0	48.7	-25.9	40.1	34.5	H
17737.1	48.6	-25.5	43.4	30.7	H
17921.9	48.4	-25.5	43.4	30.5	V
17962.6	48.4	-25.5	43.4	30.5	V

Channel 54

Frequency (MHz)	Measurement Result (dB μ V/m)	Cable loss (dB)	Antenna Factor (dB/m)	Receiver Reading (dB μ V)	Antenna Pol. (H/V)
17149.7	48.4	-26.6	40.1	34.9	V
17890.0	48.4	-25.5	43.4	30.5	V
17950.5	48.3	-25.5	43.4	30.4	H
17734.9	48.2	-25.7	43.4	30.5	V
17816.3	48.2	-25.5	43.4	30.3	V
17839.4	48.2	-25.5	43.4	30.3	V

Channel 62

Frequency (MHz)	Measurement Result (dB μ V/m)	Cable loss (dB)	Antenna Factor (dB/m)	Receiver Reading (dB μ V)	Antenna Pol. (H/V)
17500.6	49.1	-26.9	43.4	32.6	V
17754.7	49.0	-25.5	43.4	31.1	H
17848.2	48.9	-25.5	43.4	31.0	V
17780.0	48.6	-25.5	43.4	30.7	V
17964.8	48.5	-25.5	43.4	30.6	V
5360.0	50.5	-16.9	33.4	34.0	V

Channel 102

Frequency (MHz)	Measurement Result (dB μ V/m)	Cable loss (dB)	Antenna Factor (dB/m)	Receiver Reading (dB μ V)	Antenna Pol. (H/V)
17879.0	48.9	-25.5	43.4	31.0	V
17833.9	48.7	-25.5	43.4	30.8	H
17511.6	48.6	-26.9	43.4	32.1	H
17905.4	48.5	-25.5	43.4	30.6	H
17864.7	48.3	-25.5	43.4	30.4	H
5456.6	46.1	-16.8	33.4	29.5	H

Channel 118

Frequency (MHz)	Measurement Result (dB μ V/m)	Cable loss (dB)	Antenna Factor (dB/m)	Receiver Reading (dB μ V)	Antenna Pol. (H/V)
17810.8	48.8	-25.5	43.4	30.9	H
17896.6	48.6	-25.5	43.4	30.7	V
17979.1	48.3	-25.5	43.4	30.4	V
17974.7	48.2	-25.5	43.4	30.3	V
17934.0	48.0	-25.5	43.4	30.1	V
17388.4	47.9	-26.9	43.4	31.4	V

Channel 134

Frequency (MHz)	Measurement Result (dB μ V/m)	Cable loss (dB)	Antenna Factor (dB/m)	Receiver Reading (dB μ V)	Antenna Pol. (H/V)
17946.1	48.6	-25.5	43.4	30.7	V
17978.0	48.1	-25.5	43.4	30.2	V
17992.3	48.0	-25.5	43.4	30.1	V
17586.4	47.9	-25.7	43.4	30.2	V
17866.9	47.9	-25.5	43.4	30.0	V
5727.4	48.5	-16.3	34.2	30.6	V

802.11ac-HT80

Channel 42

Frequency (MHz)	Measurement Result (dB μ V/m)	Cable loss (dB)	Antenna Factor (dB/m)	Receiver Reading (dB μ V)	Antenna Pol. (H/V)
17821.8	48.5	-25.5	43.4	30.6	H
17968.1	48.4	-25.5	43.4	30.5	H
17796.5	47.9	-25.5	43.4	30.0	H
17814.1	47.9	-25.5	43.4	30.0	V
17752.5	47.7	-25.5	43.4	29.8	H
5148.5	59.3	-17.0	33.4	42.9	V

Channel 58

Frequency (MHz)	Measurement Result (dB μ V/m)	Cable loss (dB)	Antenna Factor (dB/m)	Receiver Reading (dB μ V)	Antenna Pol. (H/V)
17951.6	48.1	-25.5	43.4	30.2	H
17979.1	48.0	-25.5	43.4	30.1	V
17985.7	48.0	-25.5	43.4	30.1	H
17642.5	47.7	-25.7	43.4	30.0	H
17437.9	47.6	-26.9	43.4	31.1	H
5362.5	60.0	-16.9	33.4	43.5	V

Channel 106

Frequency (MHz)	Measurement Result (dB μ V/m)	Cable loss (dB)	Antenna Factor (dB/m)	Receiver Reading (dB μ V)	Antenna Pol. (H/V)
17678.8	48.0	-25.7	43.4	30.3	V
17970.3	48.0	-25.5	43.4	30.1	V
17615.0	47.8	-25.7	43.4	30.1	H
17668.9	47.8	-25.7	43.4	30.1	H
17954.9	47.8	-25.5	43.4	29.9	H
5450.2	52.3	-16.8	33.4	35.7	V

Sample calculation: 802.11 ac 80MHz CH103–Peak, 5450.2MHz

Peak ERP(dBm) = $P_{\text{Mea}}(35.7) + \text{Cable Loss}(-16.8) + \text{Antenna Factor}(33.4) = 52.3\text{dBuV/m}$

A.7. AC Powerline Conducted Emission (150kHz- 30MHz)

Test Condition:

Voltage (V)	Frequency (Hz)
110	60

Measurement uncertainty:

Expanded measurement uncertainty for this test item is $U = 3.38\text{dB}$, $k=2$.

Measurement Result and limit:

WLAN (Quasi-peak Limit)

Frequency range (MHz)	Quasi-peak Limit (dB μ V)	Result (dB μ V)		Conclusion
		With charger		
		11a mode	Idle	
0.15 to 0.5	66 to 56	Fig.87	Fig.88	P
0.5 to 5	56			
5 to 30	60			

NOTE: The limit decreases linearly with the logarithm of the frequency in the range 0.15 MHz to 0.5 MHz.

WLAN (Average Limit)

Frequency range (MHz)	Average Limit (dB μ V)	Result (dB μ V)		Conclusion
		With charger		
		11a mode	Idle	
0.15 to 0.5	56 to 46	Fig.87	Fig.88	P
0.5 to 5	46			
5 to 30	50			

NOTE: The limit decreases linearly with the logarithm of the frequency in the range 0.15 MHz to 0.5 MHz.

Conclusion: PASS

Test graphs as below:

Result for Traffic:

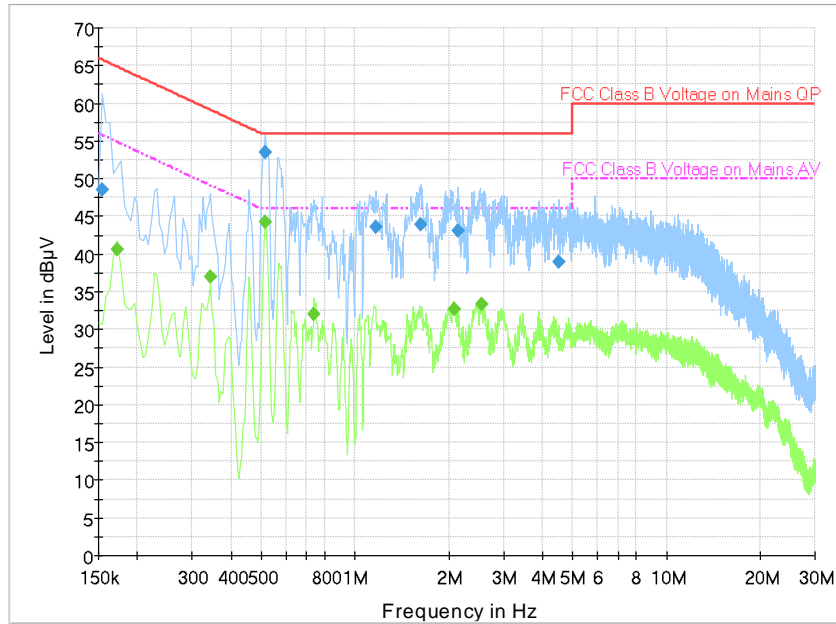


Fig.87 Conducted Emission(802.11a, Ch40, TX)

Final Result 1

Frequency (MHz)	QuasiPeak (dBµV)	Meas. Time (ms)	Bandwidth (kHz)	Filter	Line	Corr. (dB)	Margin (dB)	Limit (dBµV)	Comment
0.154500	48.6	1000.0	9.000	On	L1	29.7	17.2	65.8	
0.514500	53.4	1000.0	9.000	On	L1	19.8	2.6	56.0	
1.162500	43.5	1000.0	9.000	On	L1	19.7	12.5	56.0	
1.630500	43.9	1000.0	9.000	On	L1	19.6	12.1	56.0	
2.148000	43.1	1000.0	9.000	On	L1	19.6	12.9	56.0	
4.515000	38.9	1000.0	9.000	On	L1	19.6	17.1	56.0	

Final Result 2

Frequency (MHz)	Average (dBµV)	Meas. Time (ms)	Bandwidth (kHz)	Filter	Line	Corr. (dB)	Margin (dB)	Limit (dBµV)	Comment
0.172500	40.6	1000.0	9.000	On	N	25.7	14.2	54.8	
0.343500	36.9	1000.0	9.000	On	L1	19.8	12.2	49.1	
0.514500	44.3	1000.0	9.000	On	L1	19.8	1.7	46.0	
0.739500	32.0	1000.0	9.000	On	L1	19.8	14.0	46.0	
2.080500	32.7	1000.0	9.000	On	L1	19.6	13.3	46.0	
2.557500	33.4	1000.0	9.000	On	L1	19.6	12.6	46.0	

Result for Idle:

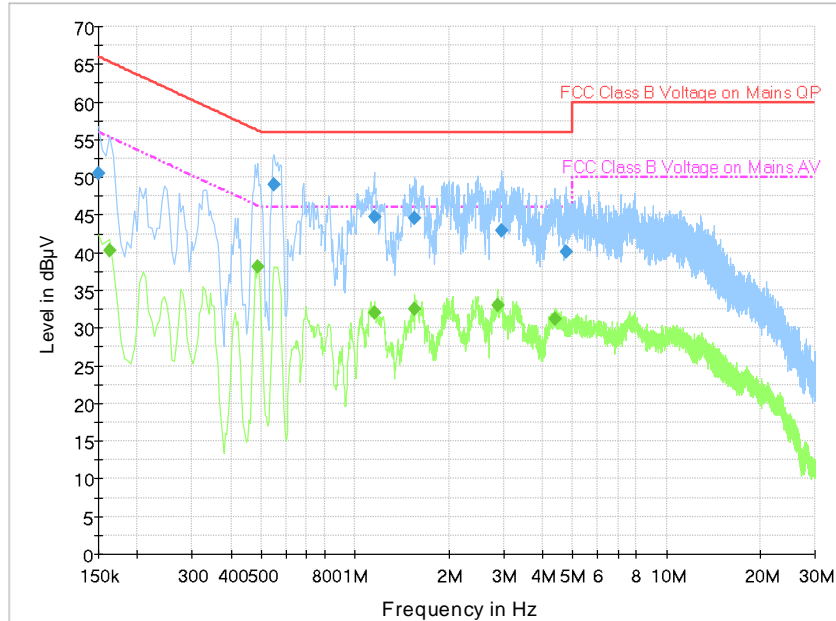


Fig.88 Conducted Emission(802.11a, IDLE)

Final Result 1

Frequency (MHz)	QuasiPeak (dBµV)	Meas. Time (ms)	Bandwidth (kHz)	Filter	Line	Corr. (dB)	Margin (dB)	Limit (dBµV)	Comment
0.150000	50.5	1000.0	9.000	On	N	30.6	15.5	66.0	
0.550500	49.0	1000.0	9.000	On	L1	19.8	7.0	56.0	
1.153500	44.7	1000.0	9.000	On	L1	19.7	11.3	56.0	
1.558500	44.6	1000.0	9.000	On	L1	19.6	11.4	56.0	
2.962500	43.0	1000.0	9.000	On	L1	19.6	13.0	56.0	
4.758000	40.1	1000.0	9.000	On	L1	19.6	15.9	56.0	

Final Result 2

Frequency (MHz)	Average (dBµV)	Meas. Time (ms)	Bandwidth (kHz)	Filter	Line	Corr. (dB)	Margin (dB)	Limit (dBµV)	Comment
0.163500	40.3	1000.0	9.000	On	N	27.7	14.9	55.3	
0.487500	38.1	1000.0	9.000	On	L1	19.8	8.1	46.2	
1.153500	32.0	1000.0	9.000	On	L1	19.7	14.0	46.0	
1.558500	32.5	1000.0	9.000	On	L1	19.6	13.5	46.0	
2.863500	33.0	1000.0	9.000	On	L1	19.6	13.0	46.0	
4.384500	31.2	1000.0	9.000	On	L1	19.6	14.8	46.0	

A.8. 99% Occupied bandwidth

Method of Measurement: See ANSI C63.10-2013-clause 12.4.2.

- a) The instrument center frequency is set to the nominal EUT channel center frequency. The frequency span for the spectrum analyzer shall be between 1.5 times and 5.0 times the OBW.
- b) The nominal IF filter bandwidth (3 dB RBW) shall be in the range of 1% to 5% of the OBW, and VBW shall be approximately three times the RBW, unless otherwise specified by the applicable requirement.
- c) Set the reference level of the instrument as required, keeping the signal from exceeding the maximum input mixer level for linear operation. In general, the peak of the spectral envelope shall be more than $[10 \log (OBW/RBW)]$ below the reference level. Specific guidance is given in 4.1.5.2.
- d) Step a) through step c) might require iteration to adjust within the specified range.
- e) Video averaging is not permitted. Where practical, a sample detection and single sweep mode shall be used. Otherwise, peak detection and max hold mode (until the trace stabilizes) shall be used.
- f) Use the 99% power bandwidth function of the instrument (if available) and report the measured bandwidth.
- g) If the instrument does not have a 99% power bandwidth function, then the trace data points are recovered and directly summed in linear power terms. The recovered amplitude data points, beginning at the lowest frequency, are placed in a running sum until 0.5% of the total is reached; that frequency is recorded as the lower frequency. The process is repeated until 99.5% of the total is reached; that frequency is recorded as the upper frequency. The 99% power bandwidth is the difference between these two frequencies.
- h) The occupied bandwidth shall be reported by providing plot(s) of the measuring instrument display; the plot axes and the scale units per division shall be clearly labeled. Tabular data may be reported in addition to the plot(s).

Measurement Uncertainty:

Measurement Uncertainty	60.80Hz
-------------------------	---------

Measurement Result:

Mode	Frequency	99% Occupied bandwidth (MHz)		conclusion
802.11a	5180 MHz	Fig.89	17.00	P
	5200 MHz	Fig.90	17.04	P
	5240 MHz	Fig.91	17.04	P
802.11n HT20	5180 MHz	Fig.92	18.24	P
	5200 MHz	Fig.93	18.28	P
	5240 MHz	Fig.94	18.24	P
802.11ac HT20	5180 MHz	Fig.95	18.32	P
	5200 MHz	Fig.96	18.28	P
	5240 MHz	Fig.97	18.28	P
802.11n HT40	5190 MHz	Fig.98	36.40	P
	5230 MHz	Fig.99	36.32	P
802.11ac	5190 MHz	Fig.100	36.40	P

HT40	5230 MHz	Fig.101	36.32	P
802.11ac HT80	5210 MHz	Fig.102	75.84	P

Conclusion: PASS

Test graphs as below:

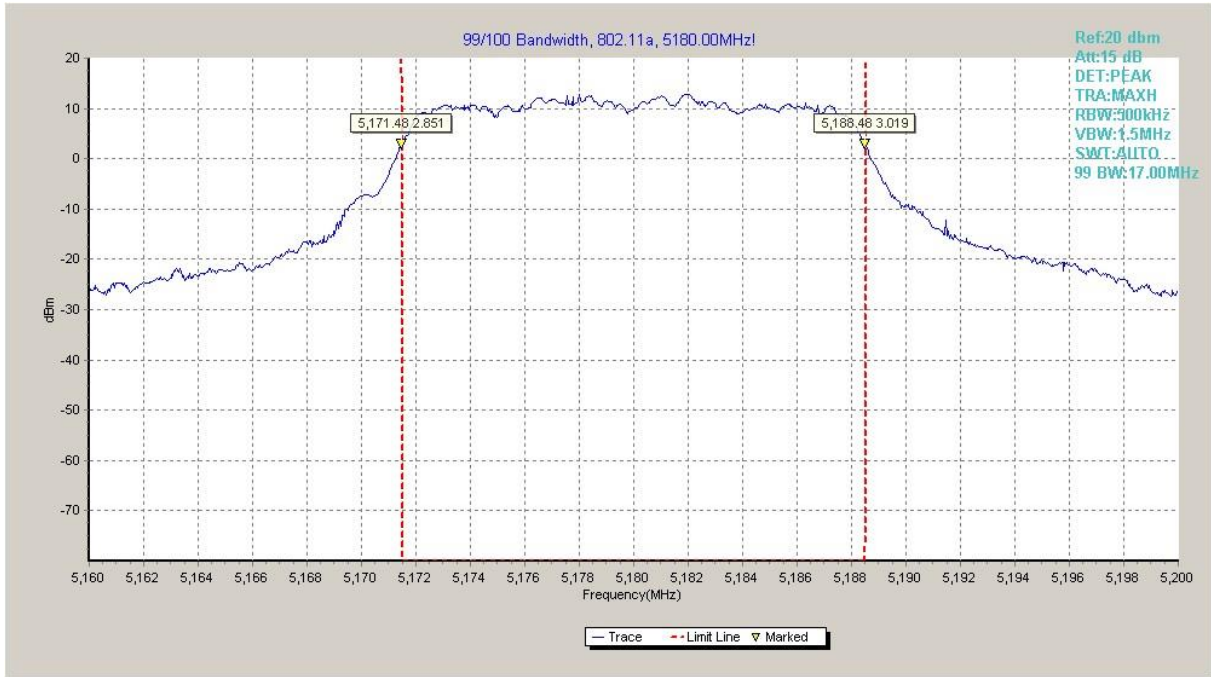


Fig.89 99% Occupied bandwidth (802.11a, 5180MHz)

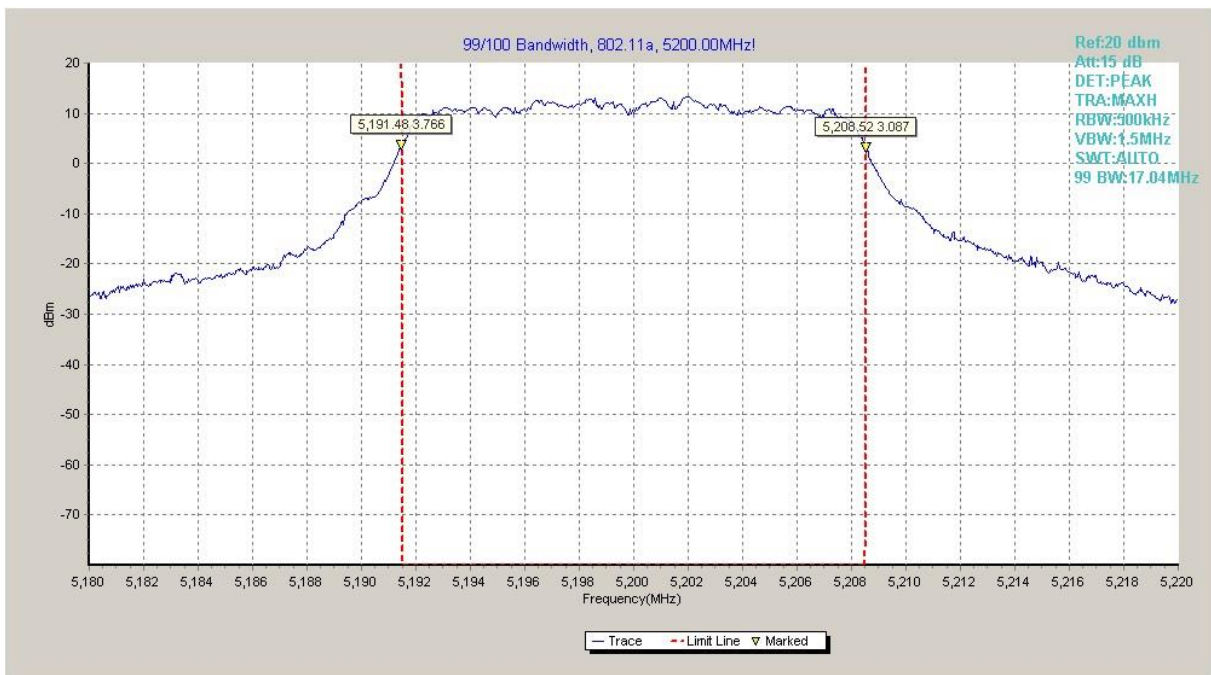


Fig.90 99% Occupied bandwidth (802.11a, 5200MHz)

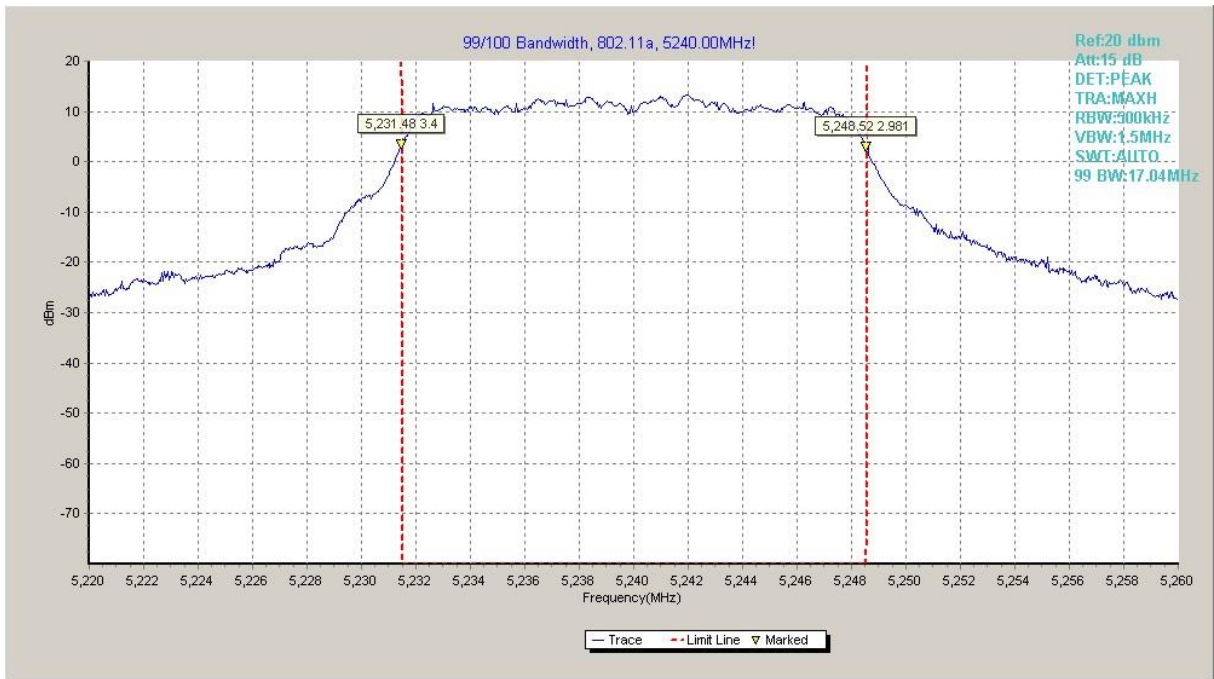


Fig.91 99% Occupied bandwidth (802.11a, 5240MHz)



Fig.92 99% Occupied bandwidth (802.11n-HT20, 5180MHz)



Fig.93 99% Occupied bandwidth (802.11n-HT20, 5200MHz)

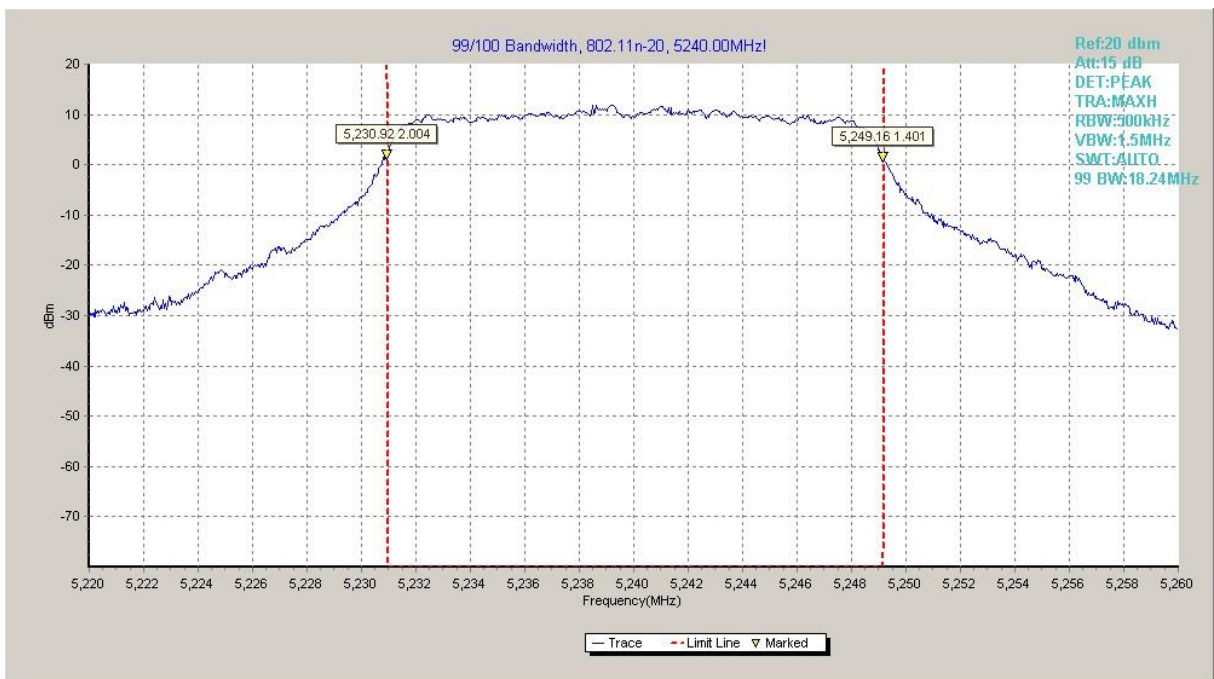


Fig.94 99% Occupied bandwidth (802.11n-HT20, 5240MHz)



Fig.95 99% Occupied bandwidth (802.11ac-HT20, 5180MHz)



Fig.96 99% Occupied bandwidth (802.11ac-HT20, 5200MHz)

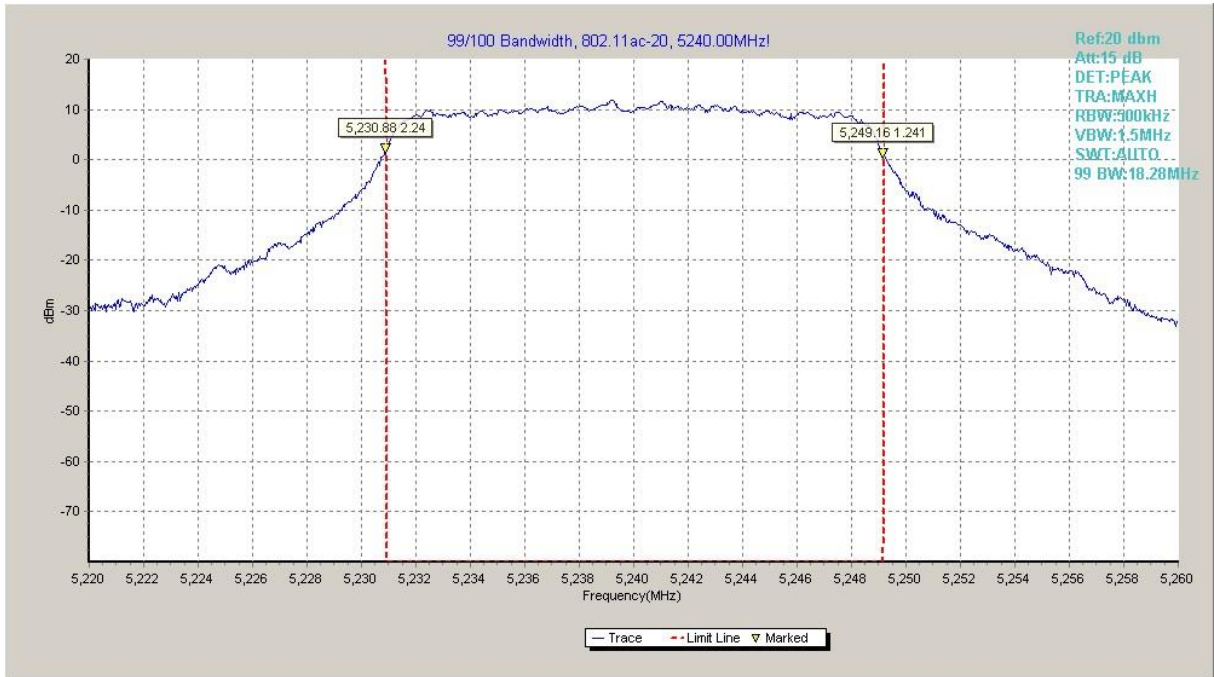


Fig.97 99% Occupied bandwidth (802.11ac-HT20, 5240MHz)

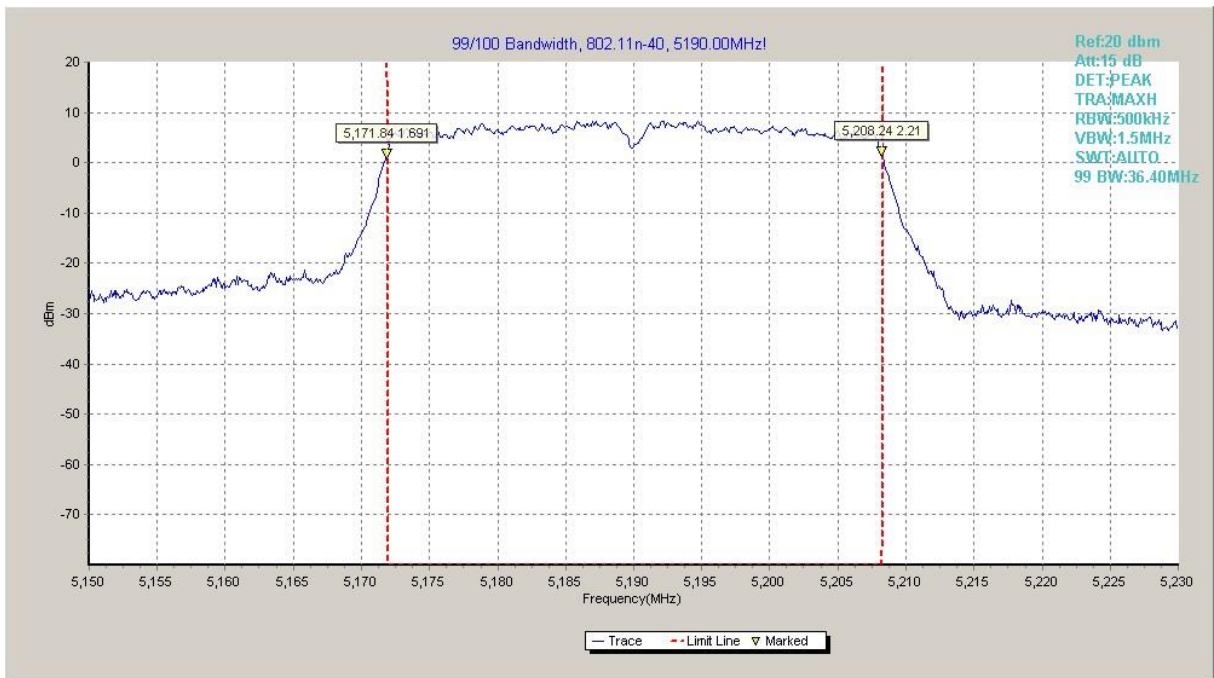


Fig.98 99% Occupied bandwidth (802.11n-HT40, 5190MHz)

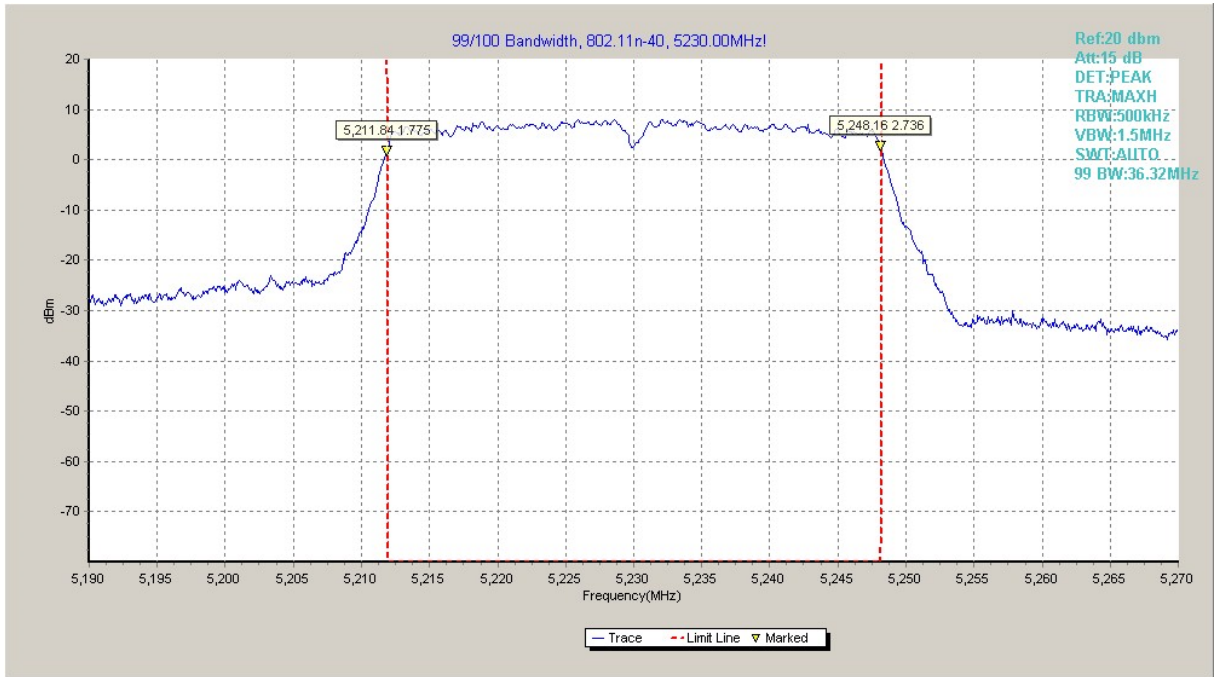


Fig.99 99% Occupied bandwidth (802.11n-HT40, 5230MHz)

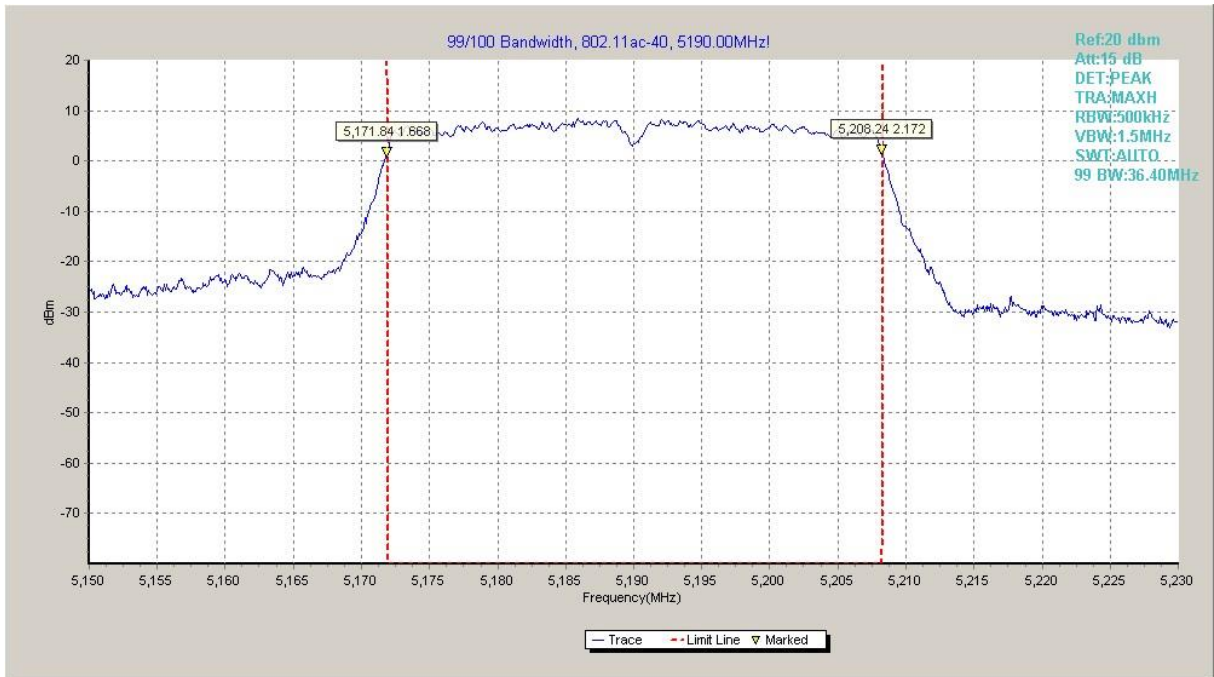


Fig.100 99% Occupied bandwidth (802.11ac-HT40, 5190MHz)

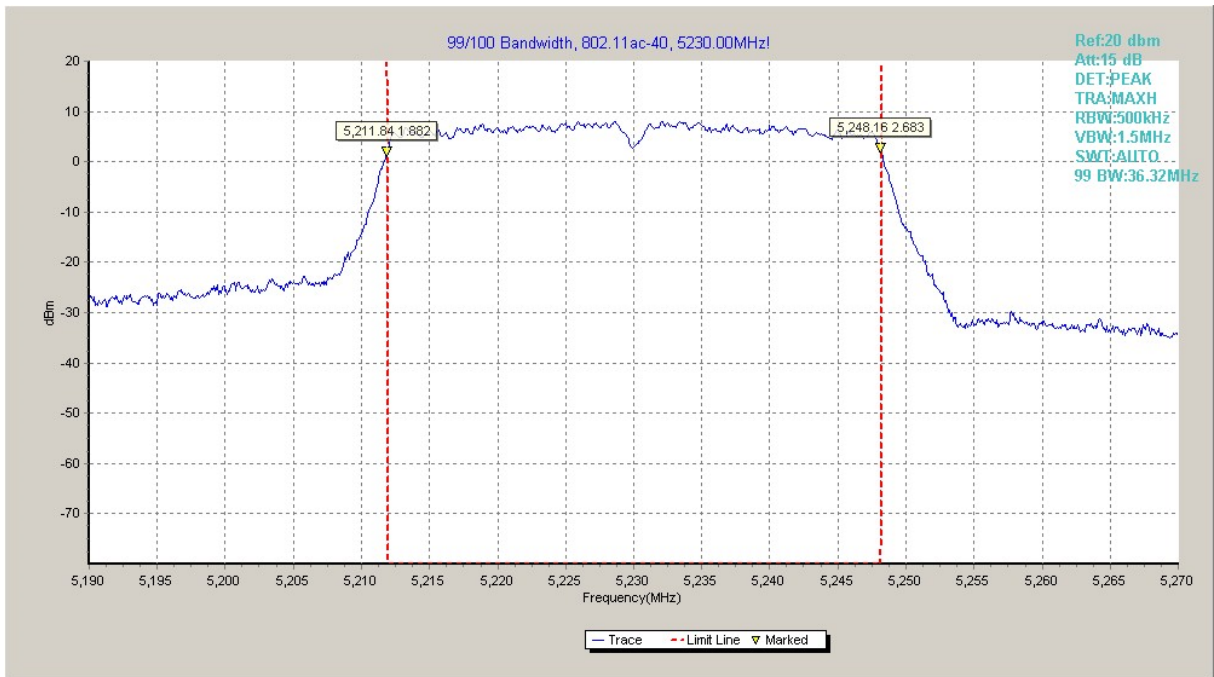


Fig.101 99% Occupied bandwidth (802.11ac-HT40, 5230MHz)

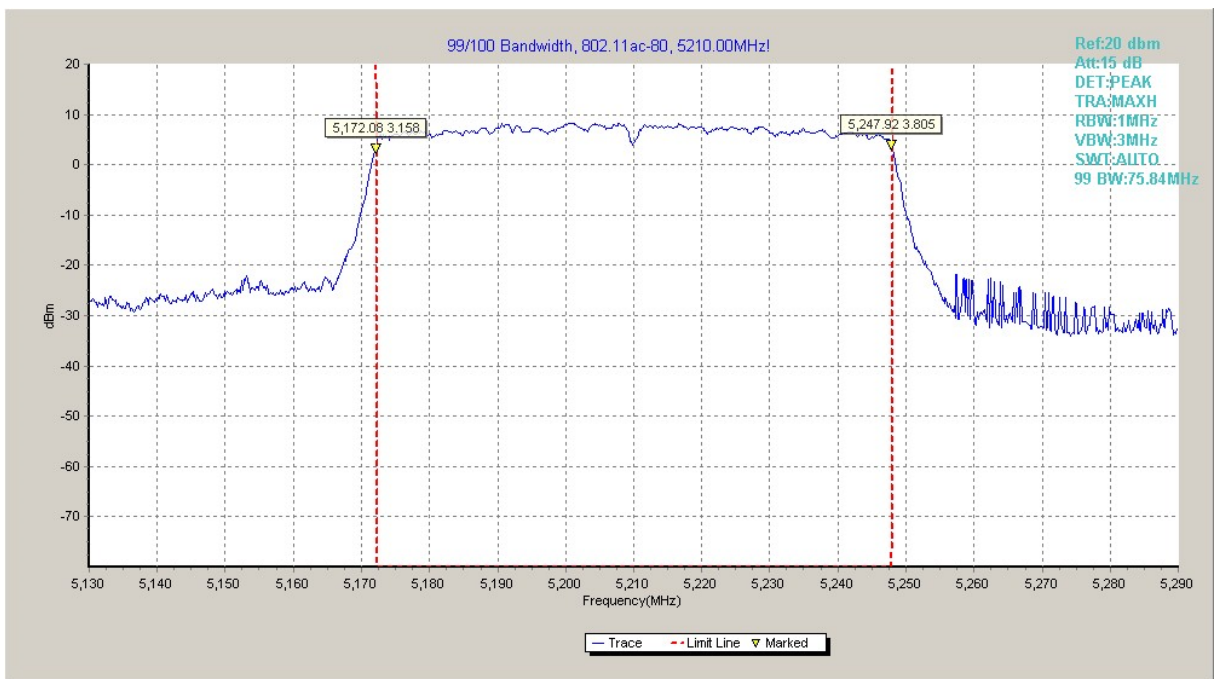


Fig.102 99% Occupied bandwidth (802.11ac-HT80, 5210MHz)

A.9. Power control

A Transmission Power Control mechanism is not required for systems with an e.i.r.p. of less than 27dBm (500 mW).

ANNEX B: Accreditation Certificate

<p>United States Department of Commerce National Institute of Standards and Technology</p> 	
<hr/> <p>Certificate of Accreditation to ISO/IEC 17025:2005</p> <hr/>	
<p>NVLAP LAB CODE: 600118-0</p>	
<p>Telecommunication Technology Labs, CAICT Beijing China</p>	
<p><i>is accredited by the National Voluntary Laboratory Accreditation Program for specific services, listed on the Scope of Accreditation, for:</i></p>	
<p>Electromagnetic Compatibility & Telecommunications</p>	
<p><i>This laboratory is accredited in accordance with the recognized International Standard ISO/IEC 17025:2005. This accreditation demonstrates technical competence for a defined scope and the operation of a laboratory quality management system (refer to joint ISO-ILAC-IAF Communique dated January 2009).</i></p>	
<hr/> <p>2019-09-26 through 2020-09-30 <i>Effective Dates</i></p>	 <hr/> <p><i>[Signature]</i> For the National Voluntary Laboratory Accreditation Program</p>

*** END OF REPORT BODY ***